

**REPORT**

**OF THE**

**ELECTIONS AND BOUNDARIES COMMISSION**

**ON THE**

**TOBAGO HOUSE OF ASSEMBLY ELECTION**

**HELD ON**

**MONDAY 21<sup>ST</sup> JANUARY, 2013**

This page is intentionally left blank.



Republic of Trinidad and Tobago



## REPORT

**of the Elections and Boundaries Commission on the  
Tobago House of Assembly Election held on  
Monday 21<sup>st</sup> January, 2013**

### GIVING

- (a) **the number of votes polled for each candidate, by polling divisions;**
- (b) **the number of rejected ballots;**
- (c) **the number of names on the revised list of electors and on the list of special electors; and**
- (d) **any other information that it may deem fit to be included therein.**



This page is intentionally left blank.

<b>CONTENTS</b>		<b>Page(s)</b>
	<b>Text</b>	<b>VII-XII</b>
<b>APPENDIX 1</b>	<b>The number of votes polled for each candidate by polling division in the electoral district and the number of rejected ballots at each polling station:</b>	
	<b>BACOLET/MT. ST. GEORGE</b>	<b>1</b>
	<b>BELLE GARDEN EAST/ROXBOROUGH/DELAFORD</b>	<b>2</b>
	<b>BETHEL/MT. IRVINE</b>	<b>3</b>
	<b>BLACK ROCK/WHIM/SPRING GARDEN</b>	<b>4-5</b>
	<b>BUCCOO/MT. PLEASANT</b>	<b>6</b>
	<b>CANAAN/BON ACCORD</b>	<b>7</b>
	<b>GOODWOOD/BELLE GARDEN WEST</b>	<b>8</b>
	<b>LAMBEAU/SIGNAL HILL</b>	<b>9</b>
	<b>PARLATUVIER/L'ANSE FOURMI/SPEYSIDE</b>	<b>10-11</b>
	<b>PLYMOUTH/GOLDEN LANE</b>	<b>12</b>
	<b>PROVIDENCE/MASON HALL/MORIAH</b>	<b>13-14</b>
	<b>SCARBOROUGH/CALDER HALL</b>	<b>15</b>
	<b>SUMMARY</b>	<b>16</b>
<b>APPENDIX 11</b>	<b>Showing the number of names on - (i) the Revised List of Electors and (ii) the List of Special Electors</b>	<b>17</b>
<b>APPENDIX 111</b>	<b>Percentage of votes cast by the electorate in each Electoral District</b>	<b>18</b>
<b>APPENDIX IV</b>	<b>Analysis of votes received by each political party, and rejected ballots</b>	<b>19</b>
<b>APPENDIX V</b>	<b>Average number of votes cast at the polling stations in each Electoral District</b>	<b>20</b>
<b>APPENDIX VI</b>	<b>Results in each Electoral District with the majorities of the winning candidates and the percentages gained</b>	<b>21-23</b>
<b>APPENDIX VII</b>	<b>Names, addresses, occupations and party affiliation of candidates nominated for each Electoral District</b>	<b>24-25</b>
<b>APPENDIX VIII</b>	<b>List of Returning Officers and Election Clerks</b>	<b>26</b>
<b>APPENDIX IX</b>	<b>A comparison of votes cast at Tobago House of Assembly Elections 1980 - 2013</b>	<b>27</b>
<b>APPENDIX X</b>	<b>Statistics pertaining to the Supplemental List of Electors and their distribution according to Electoral District</b>	<b>28</b>

This page is intentionally left blank.

**REPORT ON THE TOBAGO HOUSE OF ASSEMBLY ELECTION  
HELD ON MONDAY 21<sup>ST</sup> JANUARY, 2013**

28<sup>th</sup> February 2013

The Honourable Dr Surujrattan Rambachan  
Minister of Local Government  
Kent House  
Long Circular Road  
**MARAVAL**

Dear Sir

In compliance with the provisions of Election Rule 108(6) of the Representation of the People Act, Chap. 2:01 (the Act) which require that the Elections and Boundaries Commission (the Commission) shall immediately after each election "... cause to be printed a report giving:

- (a) the number of votes polled for each candidate, by polling divisions;
- (b) the number of rejected ballots;
- (c) the number of names on the revised lists of electors and on the list of special electors; and
- (d) any other information that it may deem fit to include,"; and,

which same Election Rule provides for the submission of a copy of the Report, in the case of a Tobago House of Assembly Election, to (i) the Minister responsible for Local Government and (ii) the Chief Administrator of the Tobago House of Assembly, the Commission accordingly submits to you a copy of its report on the Tobago House of Assembly Election held on Monday 21<sup>st</sup> January, 2013.

The data referred to at (a), (b) and (c) above are provided as follows:

- (a) and (b) at Appendix I; and
- (c) at Appendix II.

2. As concerns (d) above, the following information relates.

2.1 ELECTORAL REGISTRATION, POLLING AND NOMINATION DATES

In accordance with the provisions of Section 30 of the Representation of the People Act, Chap. 2:01, His Excellency the President of the Republic of Trinidad

and Tobago (the President), by proclamation, declared 20<sup>th</sup> November, 2012 as the date of commencement of an electoral registration.

This electoral registration which ran until 28<sup>th</sup> November, 2012 was conducted at three venues in Tobago, viz. the Registration Area Office, Scarborough; the Roxborough Registration Area Sub-Office; and the Castara Community Centre.

Similarly, in accordance with the provisions of Sub-section (2) of Section 22 of the Tobago House of Assembly Act, Chap. 25:03, the President after consultation with the Honourable Prime Minister and the Chief Secretary of the Tobago House of Assembly, fixed polling day in each of the twelve electoral districts in the electoral area of Tobago for Monday 21<sup>st</sup> January, 2013.

The nomination of candidates was fixed for Monday 31<sup>st</sup> December, 2012 and proceeded faultlessly, the preliminary examination of nomination papers having been done seven days before in accordance with Section 6(1) of the Election Rules of the Representation of the People Act, Chap. 2:01.

## 2.2 REVISED AND SUPPLEMENTAL LISTS OF ELECTORS

The electorate for the Tobago House of Assembly Election held on 19<sup>th</sup> January, 2009 was forty-two thousand, six hundred and twenty-three (42,623). For this election, the total number of eligible electors was forty-six thousand, six hundred and one (46,601) which number included the names of three persons added and nine persons deleted by way of the supplemental list.

## 2.3 POLLING STATIONS AND STAFFING

Ninety-seven (97) polling stations were established throughout the electoral area of Tobago to serve electors in the sixty-seven (67) polling divisions.

Five hundred and thirty-one (531) poll-day staff comprising Presiding Officers, Deputy Presiding Officers, Poll Clerks and Officers-in-Charge of Ballot Boxes were selected from a group of six hundred and fifty persons (650) who underwent training.

## 2.4 PUBLIC EDUCATION AND PUBLICITY

These took the form of regular media-dissemination in Tobago of election-related information by Radio Tambrin and Tobago Channel 5 Television. In addition, press releases and radio announcements about impending events and notices related to the conduct of the election were also carried in all the daily newspapers. Included in the latter were *Employees Time Off for Voting* and *No Cell Phones or Cameras when Voting*.



In the electoral district of Black Rock/Whim/Spring Garden two separate polling stations viz. 4871-1 at the Black Rock Government Primary School and 4871-2 at the St. Michael's Anglican Primary School had been established prior to the THA election of 2009 in order to allow ease of voting by essentially two distinct communities, separated by dominant physical geographical features. Before 2009, all electors in polling division 4871 had to vote at the Black Rock Government Primary School, the only polling station at that time designated 4871. However, due to administrative oversight, two hundred and thirty-nine (239) electors who were required to vote at polling station 4871-2 were mistakenly directed to vote at polling station 4871-1: Black Rock Government Primary School. Upon discovery of the error, new poll cards were printed and distributed, together with a letter of apology to each of the affected persons. These measures were supplemented by advisories relayed by media releases to the television and radio stations in Tobago. The political leaders of the three political parties contesting the election were informed of the glitch by letters dated Thursday 17<sup>th</sup> January, 2013.

The info-ad *To Vote is Simple* which, as its title implies, explains and demonstrates the process of voting, was published as a full-page colour advertisement in the Trinidad Express, Newsday and Tobago News on Sunday 20<sup>th</sup> January, 2013. It was also aired as a TV-commercial on four television channels, viz. CNMG, TV6, Tobago Channel 5 and CNC3 from 14<sup>th</sup>-20<sup>th</sup> January, 2013.

## 2.5 CONTESTING PARTIES AND CONDUCT OF THE POLL

At the close of Nomination-Day proceedings, thirty-six (36) candidates representing three (3) political parties had been nominated to contest the election.

Parties and the abbreviations of their names, description of party symbols and the number of candidates fielded are as follows.

Name of Political Party	Abbreviation	Description of Symbol	No. of Candidates
People's National Movement	PNM	Balisier Flower	12
Tobago Organisation of the People	TOP	A rooted samaan tree superimposed within two hemispheres	12
The Platform of Truth	TPT	A pair of clean hands inscribed with a pure heart	12

## 2.6 COMMISSION'S VISITS TO POLLING STATIONS BEFORE AND DURING ELECTION-DAY

Apart from its short visits to Tobago as part of its plan of election preparedness during the lead-up to the election, members of the Commission, including its

Chairman, travelled to Tobago three days before the election as has been the practice adopted by previous Commissions. During the latter period a final briefing session was held with Returning Officers. Visits were made to their offices to observe the operations for the distribution of voting materials and to determine whether all materials and equipment received from Trinidad were delivered in sufficient quantities and in good condition; and, to buildings housing polling stations where ramps were installed to assist the differently-abled on Polling-Day.

A visit was also made to the Headquarters of the Police Service in Scarborough for a meeting with the Assistant Commissioner of Police and the Senior Superintendent to discuss security responsibilities and related matters.

On Polling-Day, the Commission commenced its visits to polling stations as early as 1:00 a.m. for the purpose of getting a first-hand view of the level of their state of readiness; and, in particular to observe polling station set-up with a view to making recommendations for improvement of voting-day preparations in future elections. During the period of voting, members of the Commission were dispersed throughout the electoral area and observed the proceedings in all of the twelve electoral districts.

## 2.7 RESULTS

The results of the election showed the People's National Movement winning all twelve (12) seats.

Each candidate of the party "The Platform of Truth" received less than one-eighth (1/8) of the total number of votes cast for all the candidates in each of their respective electoral districts, and accordingly had their deposits forfeited.

## 3. CLOSURE

The dissolution of the eighth Tobago House of Assembly became effective on Friday 26<sup>th</sup> October, 2012 almost three months before the date, i.e. 21<sup>st</sup> January, 2013 when, according to Section 22 of the Tobago House of Assembly Act, the Assembly would have been automatically dissolved.

Based on the results of the election held on 21<sup>st</sup> January, 2013 the ninth Tobago House of Assembly was inaugurated on Thursday 24<sup>th</sup> January, 2013.

Election campaigning for the THA Election began almost immediately after the date of its announcement was made, and the Commission noted throughout the period of the lead-up to election-day what can only be described as "dirty tricks": spreading of false rumours, disinformation, lies, allegations of bribery and use of distasteful advertisements. Emotions ran high. There were several reports of violence, including choppings, and the beating of a teenager considered to be sporting the wrong Party T-shirt. One wonders

about the effect that the behaviour exhibited during the campaign is likely to have on as homogeneous a society as Tobago is generally considered to be. One particularly disturbing aspect related to a remark with racial overtones made by one of the candidates which drew widespread denunciation by various sections of the society.

A significant feature of the election campaign was its expensiveness as reflected in the proliferation of media advertisements. There can be no doubt that the magnitude of expenditure on such advertisements in the nine Tobago House of Assembly elections conducted since 1980 when such elections were inaugurated in the modern era reached its apotheosis in the one held on 21<sup>st</sup> January, 2013. It was reported in the Press that the total moneys spent by two of the contesting political parties was in the vicinity of twenty-five million dollars.

Given, by comparison, the paltry sums allowable for election expenses in the provisions of the Act, it is reasonable to conclude that it is highly probable that sources of funding beyond the financial resources of candidates and political parties were available.

On election-day the already tense electoral environment was strained further by reports received in the Registration Area Office in Scarborough that some voters were receiving texted messages on their cell phones exhorting them to vote for a particular political party. In addition, the Chairman of the Commission received a letter of complaint dated 21<sup>st</sup> January, 2013 about the circulation of a picture posted on the social-networking site FaceBook of a party symbol accompanied by instructions to vote for the party with the assigned symbol.

The foregoing observations demonstrate a need for constant reform of electoral law. When the Act was first conceived, and even since the time it was revised in 2000, the technological environment then was not as sophisticated as it is today. While there can be no denying that modern technology has improved immeasurably the ways of doing many things, it is equally true to say that it has many downsides. The Act needs, it seems, to be kept under constant review in order to keep abreast of technological development.

But there is also an urgent need, for the Commission to deal with issues beyond the law and administrative practices followed in the conduct of elections, and to do this by creating the kind of environment that would promote acceptable patterns of behaviour on the part of political parties and their supporters in electoral campaigning. Thus, there is need for a *Code of Conduct for Elections*.

Returning to the issue of expenditure on electioneering, it should be noted that in its report on the Parliamentary Election held on 5<sup>th</sup> November, 2007, the Commission drew attention to the seemingly extravagant financial expenditure made by contesting parties in that election.


The Commission subsequently communicated with the Government by way of a Cabinet Note [EBC (2011) 11] dated 25<sup>th</sup> November, 2011, recommending that action be taken to introduce legislation to deal not only with political-party financing and political-

campaign financing, but also with the registration of political parties. No response has as yet been received to that initiative. As concerns the Commission's recommendation in respect of these two important matters, it is pertinent to point out that International Law<sup>1</sup> ascribes certain rights and responsibilities to governments which include *inter alia* the laying down "... by law regulations governing the formation, registration and functioning of political parties"; and "where appropriate in the circumstances to provide for or regulate the funding of political parties and electoral campaigns with a view eventually of promoting equality of opportunity."


Trinidad and Tobago is now a member of the Inter-Parliamentary Union (IPU) having been admitted into that organisation at a meeting of IPU's governing council held on 16<sup>th</sup> April, 2011. Such membership implies the responsibility of compliance by Trinidad and Tobago with the principles and standards adopted by the IPU in respect of voting and election rights, candidature, party and campaign rights and responsibilities and the rights and responsibilities of States.

The data contained in Appendices III, IV, V, VII, VIII, IX and X are provided under Rule 108 (6) (d).


Yours faithfully,




.....  
NORBERT MASSON  
CHAIRMAN



.....  
MARK RAMKERRYSINGH  
MEMBER



.....  
KENNETH LYNCH  
MEMBER



.....  
LEWIS W. CHARLES  
MEMBER



.....  
NOEL KALICHARAN  
MEMBER

<sup>1</sup> Goodwin-Gill, G.S. *Free and Fair Elections*, Inter-Parliamentary Union, Geneva, Pp. 160-166

**Appendix 1**  
**ELECTIONS TO THE TOBAGO HOUSE OF ASSEMBLY, 2013**  
**Electoral District of BACOLET/MT. ST. GEORGE**

POLLING STATION NUMBER	POLLING STATION ADDRESS	VOTES POLLED FOR EACH CANDIDATE (Names are listed in the order in which they appeared on the ballot paper)			REJECTED BALLOTS	VOTES CAST	LIST OF ELECTORS
		HENRY-KING, JULIANA T.P.T	JACK, JOEL DUPORT ALBERT P.N.M.	SOLOMON GLADSTONE T.O.P			
* 4915	PUBLIC SERVICES ASSOCIATION BUILDING PIGGOTT STREET SCARBOROUGH	8	145	104	1	258	336
4920-01	SCARBOROUGH R.C. PRIMARY SCHOOL HAY STREET SCARBOROUGH	9	210	134	1	354	1055
4920-02	SCARBOROUGH R.C. PRIMARY SCHOOL HAY STREET SCARBOROUGH	6	185	148	0	339	
4921	SCARBOROUGH R.C. PRIMARY SCHOOL HAY STREET SCARBOROUGH	2	148	61	0	211	306
4925	HOPE ANGLICAN PRIMARY SCHOOL SCHOOL ROAD HOPE VILLAGE	7	243	224	1	475	642
4935-01	MT. ST. GEORGE COMMUNITY CENTRE NO. 1 VILLAGE STREET MT. ST. GEORGE	6	195	80	0	281	831
4935-02	MT. ST. GEORGE COMMUNITY CENTRE NO. 1 VILLAGE STREET MT. ST. GEORGE	2	226	103	1	332	
4947	SCARBOROUGH METHODIST PRIMARY SCHOOL CALDER HALL ROAD SCARBOROUGH	2	166	51	1	220	335
	<b>TOTALS</b>	<b>42</b>	<b>1518</b>	<b>905</b>	<b>5</b>	<b>2470</b>	<b>3505</b>

\* - Polling Station where the ballots cast by Special Electors were intermixed (Rule 93 of the Election Rules )

I hereby certify that the foregoing is a Statement of the Poll showing the number of votes cast for each Candidate, and do on this 22nd day of January, 2013 declare JOEL DUPORT ALBERT JACK elected.

ALLAN WINCHESTER  
 RETURNING OFFICER  
 ELECTORAL DISTRICT OF BACOLET / MT. ST. GEORGE

**Appendix 1**  
**ELECTIONS TO THE TOBAGO HOUSE OF ASSEMBLY, 2013**  
**Electoral District of BELLE GARDEN EAST/ROXBOROUGH/DELAFAORD**

POLLING STATION NUMBER	POLLING STATION ADDRESS	VOTES POLLED FOR EACH CANDIDATE (Names are listed in the order in which they appeared on the ballot paper)			REJECTED BALLOTS	VOTES CAST	LIST OF ELECTORS
		MARTIN, SENYA T.P.T	RICHARDS, ANSELM T.O.P.	SANDY, HILTON ERROL P.N.M.			
*5025	DELAFOED COMMUNITY CENTRE WINDWARD ROAD DELAFOED	0	102	163	0	265	298
5030	ST. PAUL'S ANGLICAN PRIMARY SCHOOL LP #897 WINDWARD ROAD DELAFOED	4	164	256	0	424	607
5035-01	EBENEZER METHODIST PRIMARY SCHOOL LP #581 WINDWARD ROAD BETSEY'S HOPE	2	199	183	1	385	1095
5035-02	EBENEZER METHODIST PRIMARY SCHOOL LP #581 WINDWARD ROAD BETSEY'S HOPE	3	180	207	1	391	
5040-01	ST. BARNABAS ANGLICAN PRIMARY SCHOOL UNION STREET ROXBOROUGH	3	145	208	3	359	942
5040-02	ST. BARNABAS ANGLICAN PRIMARY SCHOOL UNION STREET ROXBOROUGH	3	170	166	1	340	
5045	T.T.E.C NEW EASTSIDE DIMENSION STEEL ORCHESTRA PAN THEATRE WINDWARD ROAD BELLE GARDEN	4	238	237	1	480	682
<b>TOTALS</b>		<b>19</b>	<b>1198</b>	<b>1420</b>	<b>7</b>	<b>2644</b>	<b>3624</b>

\* - Polling Station where the ballots cast by Special Electors were intermixed (Rule 93 of the Election Rules )

I hereby certify that the foregoing is a Statement of the Poll showing the number of votes cast for each Candidate, and do on this 22nd day of January, 2013 declare HILTON ERROL SANDY elected.

MICHAEL ROBLEY  
 RETURNING OFFICER  
 ELECTORAL DISTRICT OF BELLE GARDEN EAST/ROXBOROUGH/DELAFAORD

**Appendix 1**  
**ELECTIONS TO THE TOBAGO HOUSE OF ASSEMBLY, 2013**  
**Electoral District of BETHEL/MT. IRVINE**

POLLING STATION NUMBER	POLLING STATION ADDRESS	VOTES POLLED FOR EACH CANDIDATE (Names are listed in the order in which they appeared on the ballot paper)			REJECTED BALLOTS	VOTES CAST	LIST OF ELECTORS
		BECKLES, HANDEL MARLIN P.N.M.	OWIE-CLARKE, HAYNES T.P.T	ROLLOCKS-HACKETT, SHERRY-ANNE T.O.P			
*4865	MONTGOMERY GOV'T. PRIMARY SCHOOL MONTGOMERY LOCAL ROAD MONTGOMERY	128	7	65	0	200	225
4866-01	BETHEL COMMUNITY CENTRE BETHEL/HOPETON ROAD BETHEL	144	2	187	2	335	895
4866-02	BETHEL COMMUNITY CENTRE BETHEL/HOPETON ROAD BETHEL	124	5	183	0	312	
4870	BLACK ROCK REGIONAL MULTI-PURPOSE COMPLEX COR. MT. HAY TRACE & GRAFTON ROAD BLACK ROCK	244	4	91	3	342	544
4875-01	MONTGOMERY GOV'T. PRIMARY SCHOOL MONTGOMERY LOCAL ROAD MONTGOMERY	283	14	198	2	497	1436
4875-02	MONTGOMERY GOV'T. PRIMARY SCHOOL MONTGOMERY LOCAL ROAD MONTGOMERY	285	17	170	1	473	
4876-01	MONTGOMERY GOV'T. PRIMARY SCHOOL MONTGOMERY LOCAL ROAD MONTGOMERY	201	3	111	1	316	958
4876-02	MONTGOMERY GOV'T. PRIMARY SCHOOL MONTGOMERY LOCAL ROAD MONTGOMERY	208	6	111	0	325	
	<b>TOTALS</b>	<b>1617</b>	<b>58</b>	<b>1116</b>	<b>9</b>	<b>2800</b>	<b>4058</b>

\* - Polling Station where the ballots cast by Special Electors were intermixed (Rule 93 of the Election Rules )

I hereby certify that the foregoing is a Statement of the Poll showing the number of votes cast for each Candidate, and do on this 22nd day of January, 2013  
declare HANDEL MARLIN BECKLES elected.

RAWLE MITCHELL  
RETURNING OFFICER  
ELECTORAL DISTRICT OF BETHEL/MT. IRVINE

**Appendix 1**  
**ELECTIONS TO THE TOBAGO HOUSE OF ASSEMBLY, 2013**  
**Electoral District of BLACK ROCK/WHIM/SPRING GARDEN**

POLLING STATION NUMBER	POLLING STATION ADDRESS	VOTES POLLED FOR EACH CANDIDATE (Names are listed in the order in which they appeared on the ballot paper)			REJECTED BALLOTS	VOTES CAST	LIST OF ELECTORS
		DOUGLAS, CURTIS T.P.T	GROOME-DUKE, CLAUDIA P.N.M.	MC PHERSON, THEODIL B. T.O.P			
4871-01	BLACK ROCK GOV'T. PRIMARY SCHOOL HOPETON TRACE BLACK ROCK	1	263	142	2	408	812
4871-02	ST. MICHAEL'S ANGLICAN PRIMARY SCHOOL PLYMOUTH ROAD WHIM	3	114	34	1	152	
4890	BISHOP'S HIGH SCHOOL MT. MARIE ROAD SCARBOROUGH	9	211	100	0	320	515
* 4892	BISHOP'S HIGH SCHOOL MT. MARIE ROAD SCARBOROUGH	7	216	102	1	326	414
4895	SWUM COMMUNITY CENTRE PLYMOUTH ROAD UNION VILLAGE	8	264	193	5	470	655
4896-01	N.U.G.F.W. BUILDING 1-5 PROVIDENCE ROAD SCARBOROUGH	9	205	70	0	284	836
4896-02	N.U.G.F.W. BUILDING 1-5 PROVIDENCE ROAD SCARBOROUGH	8	180	59	0	247	
	<b>TOTALS CARRIED FORWARD</b>	<b>45</b>	<b>1453</b>	<b>700</b>	<b>9</b>	<b>2207</b>	<b>3232</b>

\* - Polling Station where the ballots cast by Special Electors were intermixed (Rule 93 of the Election Rules)



**Appendix 1**  
**ELECTIONS TO THE TOBAGO HOUSE OF ASSEMBLY, 2013**  
 Electoral District of BLACK ROCK/WHIM/SPRING GARDEN

POLLING STATION NUMBER	POLLING STATION ADDRESS	VOTES POLLED FOR EACH CANDIDATE (Names are listed in the order in which they appeared on the ballot paper)			REJECTED BALLOTS	VOTES CAST	LIST OF ELECTORS
		DOUGLAS, CURTIS T.P.T	GROOME-DUKE, CLAUDIA P.N.M.	MC PHERSON, THEODIL B. T.O.P			
	TOTALS BROUGHT FORWARD	45	1453	700	9	2207	3232
4950	ST. MICHAELS ANGLICAN PRIMARY SCHOOL PLYMOUTH ROAD WHIM	15	294	133	1	443	692
4951	LES COTEAUX EARLY CHILDHOOD CENTRE ARNOS VALE ROAD LES COTEAUX	7	154	92	0	253	364
	TOTALS	67	1901	925	10	2903	4288

I hereby certify that the foregoing is a Statement of the Poll showing the number of votes cast for each Candidate, and do on this 22nd day of January, 2013 declare CLAUDIA GROOME-DUKE elected.

ESTHER BENJAMIN  
 RETURNING OFFICER  
 ELECTORAL DISTRICT OF BLACK ROCK/WHIM/SPRING GARDEN

**Appendix 1**  
**ELECTIONS TO THE TOBAGO HOUSE OF ASSEMBLY, 2013**  
 Electoral District of BUCCOO/MT. PLEASANT

POLLING STATION NUMBER	POLLING STATION ADDRESS	VOTES POLLED FOR EACH CANDIDATE (Names are listed in the order in which they appeared on the ballot paper)			REJECTED BALLOTS	VOTES CAST	LIST OF ELECTORS
		ALFRED, RICHARD T.O.P.	DENNIS, ANCIL P.N.M.	PHILLIP, RICARDO T.P.T			
4852	SCHOOL FOR THE DEAF CENTRE STREET BON ACCORD	179	289	8	1	477	721
4855	CARNBEE/MT. PLEASANT COMMUNITY CENTRE 57-59 BUCCOO ROAD MT. PLEASANT	141	227	3	0	371	552
4856-01	ST. PATRICK'S ANGLICAN PRIMARY SCHOOL ST. PATRICK'S CHURCH ROAD MT. PLEASANT	96	210	4	2	312	866
4856-02	ST. PATRICK'S ANGLICAN PRIMARY SCHOOL ST. PATRICK'S CHURCH ROAD MT. PLEASANT	82	179	5	0	266	
*4857	BUCCOO GOVERNMENT PRIMARY SCHOOL BUCCOO SCHOOL ROAD BUCCOO POINT	98	298	3	0	399	467
4858-01	ST. PATRICK'S ANGLICAN PRIMARY SCHOOL ST. PATRICK'S CHURCH ROAD MT. PLEASANT	96	190	8	2	296	942
4858-02	ST. PATRICK'S ANGLICAN PRIMARY SCHOOL ST. PATRICK'S CHURCH ROAD MT. PLEASANT	108	146	1	2	257	
4860	BUCCOO GOVERNMENT PRIMARY SCHOOL BUCCOO SCHOOL ROAD BUCCOO POINT	58	263	1	0	320	493
	<b>TOTALS</b>	<b>856</b>	<b>1802</b>	<b>33</b>	<b>7</b>	<b>2698</b>	<b>4041</b>

\* - Polling Station where the ballots cast by Special Electors were intermixed (Rule 93 of the Election Rules )

I hereby certify that the foregoing is a Statement of the Poll showing the number of votes cast for each Candidate, and do on this 22nd day of January, 2013  
 declare ANCIL DENNIS elected.

RAWLE MITCHELL  
 RETURNING OFFICER  
 ELECTORAL DISTRICT OF BUCCOO/MT. PLEASANT

**Appendix 1**  
**ELECTIONS TO THE TOBAGO HOUSE OF ASSEMBLY, 2013**  
 Electoral District of CANAAN/BON ACCORD

POLLING STATION NUMBER	POLLING STATION ADDRESS	VOTES POLLED FOR EACH CANDIDATE (Names are listed in the order in which they appeared on the ballot paper)			REJECTED BALLOTS	VOTES CAST	LIST OF ELECTORS
		CADETTE, HUEY NEWTON P.N.M.	NELSON, BARRY T.P.T	QUACCOO, ROLLY T.O.P			
4845-01	BON ACCORD GOVT. PRIMARY SCHOOL MILFORD ROAD BON ACCORD	184	2	87	1	274	835
4845-02	BON ACCORD GOVT. PRIMARY SCHOOL MILFORD ROAD BON ACCORD	180	5	87	4	278	
4846-01	BON ACCORD GOVT. PRIMARY SCHOOL MILFORD ROAD BON ACCORD	201	4	113	1	319	994
4846-02	BON ACCORD GOVT. PRIMARY SCHOOL MILFORD ROAD BON ACCORD	190	6	118	2	316	
4847-01	BON ACCORD GOVT. PRIMARY SCHOOL MILFORD ROAD BON ACCORD	178	13	136	1	328	1003
4847-02	BON ACCORD GOVT. PRIMARY SCHOOL MILFORD ROAD BON ACCORD	179	7	152	1	339	
*4850	BON ACCORD GOVT. PRIMARY SCHOOL MILFORD ROAD BON ACCORD	122	4	64	2	192	219
4851	BON ACCORD GOVT. PRIMARY SCHOOL MILFORD ROAD BON ACCORD	330	9	148	2	489	723
TOTALS		1564	50	905	14	2533	3774

\* - Polling Station where the ballots cast by Special Electors were intermixed (Rule 93 of the Election Rules)

I hereby certify that the foregoing is a Statement of the Poll showing the number of votes cast for each Candidate, and do on this 22nd day of January, 2013 declare HUEY NEWTON CADETTE elected.

RAWLE MITCHELL  
 RETURNING OFFICER  
 ELECTORAL DISTRICT OF CANAAN / BON ACCORD

Appendix 1  
ELECTIONS TO THE TOBAGO HOUSE OF ASSEMBLY, 2013  
Electoral District of GOODWOOD/BELLE GARDEN WEST

POLLING STATION NUMBER	POLLING STATION ADDRESS	VOTES POLLED FOR EACH CANDIDATE (Names are listed in the order in which they appeared on the ballot paper)			REJECTED BALLOTS	VOTES CAST	LIST OF ELECTORS
		JACK, STEVE T.O.P.	SHANGHIE, PERTRINA T.P.T	SPENCER, HAYDEN P.N.M.			
4930	MT. ST. GEORGE METHODIST PRIMARY SCHOOL NO. 2 VILLAGE STREET MT. ST. GEORGE	215	9	262	1	487	676
5050-01	ST. EDWARD'S ANGLICAN PRIMARY SCHOOL LP #753 WINDWARD ROAD BELLE GARDEN	86	3	207	2	298	801
5050-02	ST. EDWARD'S ANGLICAN PRIMARY SCHOOL LP #753 WINDWARD ROAD BELLE GARDEN	124	1	188	0	293	
*5055	GLAMORGAN COMMUNITY CENTRE LP #723 WINDWARD ROAD GLAMORGAN	213	7	216	15	451	563
5060-01	ST. MARY'S ANGLICAN PRIMARY SCHOOL LP #675 WINDWARD ROAD PEMBROKE	167	2	136	2	307	890
5060-02	ST. MARY'S ANGLICAN PRIMARY SCHOOL LP #675 WINDWARD ROAD PEMBROKE	119	12	174	1	306	
5065-01	GOODWOOD HIGH SCHOOL WINDWARD ROAD GOODWOOD	145	10	198	0	353	1029
5065-02	GOODWOOD HIGH SCHOOL WINDWARD ROAD GOODWOOD	182	6	226	3	417	
	<b>TOTALS</b>	<b>1251</b>	<b>50</b>	<b>1587</b>	<b>24</b>	<b>2912</b>	<b>3959</b>

\* - Polling Station where the ballots cast by Special Electors were intermixed (Rule 93 of the Election Rules )

I hereby certify that the foregoing is a Statement of the Poll showing the number of votes cast for each Candidate, and do on this 22nd day of January, 2013  
declare HAYDEN SPENCER elected.

MICHAEL ROBLEY  
RETURNING OFFICER  
ELECTORAL DISTRICT OF GOODWOOD/BELLE GARDEN WEST

**Appendix 1**  
**ELECTIONS TO THE TOBAGO HOUSE OF ASSEMBLY, 2013**  
**Electoral District of LAMBEAU/SIGNAL HILL**

POLLING STATION NUMBER	POLLING STATION ADDRESS	VOTES POLLED FOR EACH CANDIDATE (Names are listed in the order in which they appeared on the ballot paper)			REJECTED BALLOTS	VOTES CAST	LIST OF ELECTORS
		ALLEYNE, ROBINSON T.O.P.	FRASER, DAVID T.P.T	PITT, RAOUL JOMO P.N.M.			
4880-01	SIGNAL HILL SECONDARY SCHOOL SIGNAL HILL ROAD SIGNAL HILL	112	5	207	4	328	881
4880-02	SIGNAL HILL SECONDARY SCHOOL SIGNAL HILL ROAD SIGNAL HILL	105	3	173	0	281	
4881-01	PATIENCE HILL GOVT. PRIMARY SCHOOL WINCHESTER TRACE PATIENCE HILL	90	10	248	2	350	1100
4881-02	PATIENCE HILL GOVT. PRIMARY SCHOOL WINCHESTER TRACE PATIENCE HILL	84	8	313	3	408	
*4885	SIGNAL HILL GOVERNMENT PRIMARY SCHOOL 8-16 SCHOOL CONNECTOR ROAD, SIGNAL HILL	80	5	242	3	330	439
4886	LAMBEAU ANGLICAN PRIMARY SCHOOL LAMBEAU VILLAGE STREET LAMBEAU	88	7	243	0	338	487
4887	LAMBEAU ANGLICAN PRIMARY SCHOOL LAMBEAU VILLAGE STREET LAMBEAU	134	5	326	1	466	732
4891	BISHOP'S HIGH SCHOOL MT. MARIE ROAD SCARBOROUGH	90	4	201	2	297	478
TOTALS		783	47	1953	15	2798	4117

\* - Polling Station where the ballots cast by Special Electors were intermixed (Rule 93 of the Election Rules)

I hereby certify that the foregoing is a Statement of the Poll showing the number of votes cast for each Candidate, and do on this 22nd day of January, 2013  
declare RAOUL JOMO PITT elected.

ALLAN WINCHESTER  
RETURNING OFFICER  
ELECTORAL DISTRICT OF LAMBEAU / SIGNAL HILL

Appendix 1  
ELECTIONS TO THE TOBAGO HOUSE OF ASSEMBLY, 2013  
Electoral District of PARLATUVIER/L'ANSE FOURMI/SPEYSIDE

POLLING STATION NUMBER	POLLING STATION ADDRESS	VOTES POLLED FOR EACH CANDIDATE (Names are listed in the order in which they appeared on the ballot paper)				REJECTED BALLOTS	VOTES CAST	LIST OF ELECTORS
		DAVIDSON-CELESTINE, TRACY P.N.M.	MAPP, SAMUEL T.P.T	TAYLOR, FITZ HERBERT T.O.P.	NUMBER AT EACH POLLING STATION			
4985	CASTARA GOVERNMENT PRIMARY SCHOOL NORTHSIDE ROAD CASTARA	147	0	201	1	349	500	
4990	PARLATUVIER MULTI-PURPOSE FACILITY JETTY STREET PARLATUVIER	91	5	101	2	199	273	
4995-01	BLOODY BAY COMMUNITY CENTRE NORTHSIDE ROAD BLOODY BAY	51	0	58	0	109	361	
4995-02	L'ANSE FOURMI COMMUNITY CENTRE NORTHSIDE ROAD L'ANSE FOURMI	89	1	97	1	188		
5000	CHARLOTTEVILLE COMMUNITY CENTRE BACK STREET CHARLOTTEVILLE	141	1	130	0	272	365	
5005	CHARLOTTEVILLE METHODIST PRIMARY SCHOOL 24-26 SPRING STREET CHARLOTTEVILLE	344	7	170	3	524	677	
5010-01	ST. JOHN'S ANGLICAN PRIMARY SCHOOL WINDWARD ROAD SPEYSIDE	192	4	138	1	335	929	
	TOTALS CARRIED FORWARD	1055	18	895	8	1976	3105	

**Appendix 1**  
**ELECTIONS TO THE TOBAGO HOUSE OF ASSEMBLY, 2013**  
**Electoral District of PARLATUVIER/L'ANSE FOURMI/SPEYSIDE**

POLLING STATION NUMBER	POLLING STATION ADDRESS	VOTES POLLED FOR EACH CANDIDATE (Names are listed in the order in which they appeared on the ballot paper)				REJECTED BALLOTS	VOTES CAST	LIST OF ELECTORS NUMBER OF NAMES ON LIST BY POLLING DIVISION
		DAVIDSON-CELESTINE, TRACY P.N.M.	MAPP, SAMUEL T.P.T	TAYLOR, FITZ HERBERT T.O.P.	NUMBER AT EACH POLLING STATION			
	TOTALS BROUGHT FORWARD	1055	18	895	8	1976	3105	
5010-02	ST. JOHN'S ANGLICAN PRIMARY SCHOOL WINDWARD ROAD SPEYSIDE	207	1	166	2	376		
*5020	DELAFFORD R.C. PRIMARY SCHOOL LP #914 WINDWARD ROAD DELAFFORD	216	5	114	1	336	407	
	TOTALS	1478	24	1175	11	2688	3512	

\* - Polling Station where the ballots cast by Special Electors were intermixed (Rule 93 of the Election Rules )

I hereby certify that the foregoing is a Statement of the Poll showing the number of votes cast for each Candidate, and do on this 22nd day of January, 2013 declare TRACY DAVIDSON-CELESTINE elected.

MICHAEL ROBLEY  
 RETURNING OFFICER  
 ELECTORAL DISTRICT OF PARLATUVIER/L'ANSE FOURMI/SPEYSIDE

**Appendix 1**  
**ELECTIONS TO THE TOBAGO HOUSE OF ASSEMBLY, 2013**  
**Electoral District of PLYMOUTH/GOLDEN LANE**

POLLING STATION NUMBER	POLLING STATION ADDRESS	VOTES POLLED FOR EACH CANDIDATE (Names are listed in the order in which they appeared on the ballot paper)			REJECTED BALLOTS	VOTES CAST	LIST OF ELECTORS
		ADAMS, GODWIN P.N.M.	CHARLES, HOCHOY T.P.T	WILLIAMS-ORR, CERTICA T.O.P			
4955-01	ST. DAVID'S ANGLICAN PRIMARY SCHOOL COR. SHELBOURNE & COMMISSIONER STS. PLYMOUTH	228	16	93	3	338	965
4955-02	ST. DAVID'S ANGLICAN PRIMARY SCHOOL COR. SHELBOURNE & COMMISSIONER STS. PLYMOUTH	218	15	103	2	338	
*4960-01	BETHESDA GOVT. PRIMARY SCHOOL ARNOS VALE ROAD PLYMOUTH	320	13	130	4	467	1052
4960-02	BETHESDA GOVT. PRIMARY SCHOOL ARNOS VALE ROAD PLYMOUTH	227	5	120	1	353	
4965	LES COTEAUX COMMUNITY CENTRE ARNOS VALE ROAD LES COTEAUX	241	16	122	3	382	559
4970-01	GOLDEN LANE GOVT. PRIMARY SCHOOL COTTAGE TRACE GOLDEN LANE	180	64	150	1	395	1125
4970-02	GOLDEN LANE GOVT. PRIMARY SCHOOL COTTAGE TRACE GOLDEN LANE	188	45	131	2	366	
<b>TOTALS</b>		<b>1600</b>	<b>174</b>	<b>849</b>	<b>16</b>	<b>2639</b>	<b>3701</b>

\* - Polling Station where the ballots cast by Special Electors were intermixed (Rule 93 of the Election Rules )

I hereby certify that the foregoing is a Statement of the Poll showing the number of votes cast for each Candidate, and do on this 22nd day of January, 2013  
 declare GODWIN ADAMS elected.

ESTHER BENJAMIN  
 RETURNING OFFICER  
 ELECTORAL DISTRICT OF PLYMOUTH/GOLDEN LANE



Appendix 1  
 ELECTIONS TO THE TOBAGO HOUSE OF ASSEMBLY, 2013  
 Electoral District of PROVIDENCE/MASON HALL/MORIAH

POLLING STATION NUMBER	POLLING STATION ADDRESS	VOTES POLLED FOR EACH CANDIDATE (Names are listed in the order in which they appeared on the ballot paper)				REJECTED BALLOTS	VOTES CAST	LIST OF ELECTORS
		BELFON, ERNEST T.P.T	CUNNINGHAM, SHELDON P.N.M	ASHWORTH JACK, T.O.P.	MICHAEL			
4906	MT. GRACE COMMUNITY CENTRE ANNEX COR. MT. GRACE TRACE & PROVIDENCE RD. MT. GRACE	3	240	108	3	354	563	
4940-01	MASON HALL SECONDARY SCHOOL SANDY RIVER MASON HALL	14	203	195	2	414	1095	
4940-02	MASON HALL SECONDARY SCHOOL SANDY RIVER MASON HALL	15	171	181	0	367		
4946-01	MASON HALL GOVT. PRIMARY SCHOOL NORTHSIDE ROAD MASON HALL	6	201	120	1	328	943	
4946-02	MASON HALL GOVT. PRIMARY SCHOOL NORTHSIDE ROAD MASON HALL	12	228	114	3	357		
4975-01	MORIAH COMMUNITY CENTRE NORTHSIDE ROAD MORIAH	4	189	99	1	293	777	
4975-02	MORIAH COMMUNITY CENTRE NORTHSIDE ROAD MORIAH	3	161	96	0	260		
	TOTAL CARRIED FORWARD	57	1393	913	10	2373	3378	

**Appendix 1**  
**ELECTIONS TO THE TOBAGO HOUSE OF ASSEMBLY, 2013**  
**Electoral District of PROVIDENCE/MASON HALL/MORIAH**

POLLING STATION NUMBER	POLLING STATION ADDRESS	VOTES POLLED FOR EACH CANDIDATE (Names are listed in the order in which they appeared on the ballot paper)			REJECTED BALLOTS	VOTES CAST	LIST OF ELECTORS
		BELFON, ERNEST T.P.T	CUNNINGHAM, SHELDON P.M.M	JACK, ASHWORTH MICHAEL T.O.P.			
*4976	TOTALS BROUGHT FORWARD	57	1393	913	10	2373	3378
	MORIAH COMMUNITY CENTRE ANNEX NORTHSIDE ROAD MORIAH	2	148	85	1	236	293
4980	DES VIGNES ROAD GOVT. PRIMARY SCHOOL DES VIGNES ROAD MORIAH	2	165	131	1	299	413
	<b>TOTALS</b>	<b>61</b>	<b>1706</b>	<b>1129</b>	<b>12</b>	<b>2908</b>	<b>4084</b>

\* - Polling Station where the ballots cast by Special Electors were intermixed (Rule 93 of the Election Rules)

I hereby certify that the foregoing is a Statement of the Poll showing the number of votes cast for each Candidate, and do on this 22nd day of January, 2013 declare SHELDON CUNNINGHAM elected.

ESTHER BENJAMIN  
 RETURNING OFFICER  
 ELECTORAL DISTRICT OF PROVIDENCE/MASON HALL/MORIAH

**Appendix 1**  
**ELECTIONS TO THE TOBAGO HOUSE OF ASSEMBLY, 2013**

**Electoral District of SCARBOROUGH/CALDER HALL**

POLLING STATION NUMBER	POLLING STATION ADDRESS	VOTES POLLED FOR EACH CANDIDATE (Names are listed in the order in which they appeared on the ballot paper)				REJECTED BALLOTS	VOTES CAST	LIST OF ELECTORS
		ARNOLD, ANTHONY ROOSEVELT T.O.P.	LONDON, ORVILLE P.N.M.	PHILLIPS, ANDRE T.P.T	NUMBER OF NAMES ON LIST BY POLLING DIVISION			
4900	SCARBOROUGH S.D.A (PRIMARY) SCHOOL NORTHSIDE ROAD, ROCKLY VALE SCARBOROUGH	118	331	3	0	452	713	
4901	SCARBOROUGH S.D.A (PRIMARY) SCHOOL NORTHSIDE ROAD, ROCKLY VALE SCARBOROUGH	103	236	8	0	347	520	
*4905-01	MT. GRACE COMMUNITY CENTRE COR. MT. GRACE TRACE & PROVIDENCE RD. MT. GRACE	80	216	8	2	306	808	
4905-02	MT. GRACE COMMUNITY CENTRE COR. MT. GRACE TRACE & PROVIDENCE RD. MT. GRACE	75	183	4	2	264		
4910-01	ST. ANDREW'S ANGLICAN PRIMARY SCHOOL CALDER HALL ROAD SCARBOROUGH	93	285	7	1	386	1041	
4910-02	ST. ANDREW'S ANGLICAN PRIMARY SCHOOL CALDER HALL ROAD SCARBOROUGH	96	218	5	1	320		
4945-01	MASON HALL GOVERNMENT PRIMARY SCHOOL NORTHSIDE ROAD MASON HALL	115	172	10	0	297	856	
4945-02	MASON HALL GOVERNMENT PRIMARY SCHOOL NORTHSIDE ROAD MASON HALL	98	189	5	0	292		
	<b>TOTALS</b>	<b>778</b>	<b>1830</b>	<b>50</b>	<b>6</b>	<b>2664</b>	<b>3938</b>	

\* - Polling Station where the ballots cast by Special Electors were intermixed (Rule 93 of the Election Rules)

I hereby certify that the foregoing is a Statement of the Poll showing the number of votes cast for each Candidate, and do on this 22nd day of January, 2013  
declare ORVILLE LONDON elected.

ALLAN WINCHESTER  
RETURNING OFFICER  
ELECTORAL DISTRICT OF SCARBOROUGH/CALDER HALL

ELECTIONS TO THE TOBAGO HOUSE OF ASSEMBLY, 2013

SUMMARY

ELECTORAL DISTRICT	NO. OF NAMES ON LIST OF ELECTORS	VALID VOTES POLLED	REJECTED BALLOTS	TOTAL BALLOTS CAST	CANDIDATES DECLARED ELECTED AND THEIR PARTY AFFILIATION	VOTES CAST FOR ELECTED CANDIDATE
BACOLET/MOUNT ST. GEORGE	3,505	2,465	5	2,470	JOEL DUPOURT ALBERT JACK P.N.M.	1518
BELLE GARDEN EAST/ROXBOROUGH/DELAFORD	3,624	2,637	7	2,644	HILTON ERROL SANDY P.N.M.	1420
BETHEL/MT. IRVINE	4,058	2,791	9	2,800	HANDEL MARLIN BECKLES P.N.M.	1617
BLACK ROCK/WHIM/SPRING GARDEN	4,288	2,893	10	2,903	CLAUDIA GROOME-DUKE P.N.M.	1901
BUCCOO/MOUNT PLEASANT	4,041	2,691	7	2,698	ANCIL DENNIS P.N.M.	1802
CANAAN/BON ACCORD	3,774	2,519	14	2,533	HUEY NEWTON CADETTE P.N.M.	1564
GOODWOOD/BELLE GARDEN WEST	3,959	2,888	24	2,912	HAYDEN SPENCER P.N.M.	1587
LAMBEAU/SIGNAL HILL	4,117	2,783	15	2,798	RAOUL JOMO PITT P.N.M.	1953
PARLATUVIER/L'ANSE FOURMI/SPEYSIDE	3,512	2,677	11	2,688	TRACY DAVIDSON-CELESTINE P.N.M.	1478
PLYMOUTH/GOLDEN LANE	3,701	2,623	16	2,639	GODWIN ADAMS P.N.M.	1600
PROVIDENCE/MASON HALL/MORIAH	4,084	2,896	12	2,908	SHELDON CUNNINGHAM P.N.M.	1706
SCARBOROUGH/CALDER HALL	3,938	2,658	6	2,664	ORVILLE LONDON P.N.M.	1830
TOTALS	46,601	32,521	136	32,657		

P.N.M. ----- PEOPLE'S NATIONAL MOVEMENT ----- 12 Seats

T.O.P. ----- TOBAGO ORGANISATION OF THE PEOPLE ----- 0 Seats

T.P.T. ----- THE PLATFORM OF TRUTH ----- 0 Seats

## APPENDIX 11

## ELECTIONS TO THE TOBAGO HOUSE OF ASSEMBLY, 2013

NUMBER OF NAMES ON THE REVISED LIST OF ELECTORS  
AND ON THE LIST OF SPECIAL ELECTORS

ELECTORAL DISTRICT	NUMBER OF NAMES ON THE REVISED LIST OF ELECTORS	NUMBER OF NAMES ON THE LIST OF SPECIAL ELECTORS (Extracted from Revised list)
BACOLET/MT. ST. GEORGE	3,505	44
BELLE GARDEN EAST/ROXBOROUGH/DELAFFORD	3,624	58
BETHEL/MT. IRVINE	4,058	69
BLACK ROCK/WHIM/SPRING GARDEN	4,288	74
BUCCOO/MT. PLEASANT	4,041	75
CANAAN/BON ACCORD	3,774	70
GOODWOOD/BELLE GARDEN WEST	3,959	44
LAMBEAU/SIGNAL HILL	4,117	79
PARLATUVIER/L'ANSE FOURMI/SPEYSIDE	3,512	57
PLYMOUTH/GOLDEN LANE	3,701	75
PROVIDENCE/MASON HALL/MORIAH	4,084	57
SCARBOROUGH/CALDER HALL	3,938	53
TOTALS	46,601	755

## APPENDIX 111

## ELECTIONS TO THE TOBAGO HOUSE OF ASSEMBLY, 2013

PERCENTAGE OF VOTES CAST BY THE ELECTORATE  
IN EACH ELECTORAL DISTRICT

ELECTORAL DISTRICT	NUMBER OF ELECTORS	VOTES CAST	
		NUMBER	PERCENTAGE OF ELECTORATE
BACOLET/MT. ST. GEORGE	3,505	2,470	70.47
BELLE GARDEN EAST/ROXBOROUGH/DELAFFORD	3,624	2,644	72.96
BETHEL/MT. IRVINE	4,058	2,800	69.00
BLACK ROCK/WHIM/SPRING GARDEN	4,288	2,903	67.70
BUCCOO/MT. PLEASANT	4,041	2,698	66.77
CANAAN/BON ACCORD	3,774	2,533	67.12
GOODWOOD/BELLE GARDEN WEST	3,959	2,912	73.55
LAMBEAU/SIGNAL HILL	4,117	2,798	67.96
PARLATUVIER/L'ANSE FOURMI/SPEYSIDE	3,512	2,688	76.54
PLYMOUTH/GOLDEN LANE	3,701	2,639	71.31
PROVIDENCE/MASON HALL/MORIAH	4,084	2,908	71.20
SCARBOROUGH/CALDER HALL	3,938	2,664	67.65
TOTALS	46,601	32,657	70.08

## APPENDIX IV

ELECTIONS TO THE TOBAGO HOUSE OF ASSEMBLY, 2013  
ANALYSIS OF VOTES RECEIVED BY EACH POLITICAL PARTY AND REJECTED BALLOTS

ELECTORAL DISTRICT	TOTAL NUMBER OF VOTES CAST	REJECTED BALLOTS	VALID VOTES POLLED	P.N.M.		T.O.P.		T.P.T.	
				NO. OF VOTES	% valid votes polled	NO. OF VOTES	% valid votes polled	NO. OF VOTES	% valid votes polled
BACOLET/MT. ST. GEORGE	2,470	5	2,465	1518	61.58	905	36.71	42	1.70
BELLE GARDEN EAST/ROXBOROUGH/DELAFORD	2,644	7	2,637	1420	53.85	1198	45.43	19	0.72
BETHEL/MT. IRVINE	2,800	9	2,791	1617	57.94	1116	39.99	58	2.08
BLACK ROCK/WHIM/SPRING GARDEN	2,903	10	2,893	1901	65.71	925	31.97	67	2.32
BUCCOO/MT. PLEASANT	2,698	7	2,691	1802	66.96	856	31.81	33	1.23
CANAAN/BON ACCORD	2,533	14	2,519	1564	62.09	905	35.93	50	1.98
GOODWOOD/BELLE GARDEN WEST	2,912	24	2,888	1587	54.95	1251	43.32	50	1.73
LAMBEAU/SIGNAL HILL	2,798	15	2,783	1953	70.18	783	28.14	47	1.69
PARLATUVIER/L'ANSE FOURMI/SPEYSIDE	2,688	11	2,677	1478	55.21	1175	43.89	24	0.90
PLYMOUTH/GOLDEN LANE	2,639	16	2,623	1600	61.00	849	32.37	174	6.63
PROVIDENCE/MASON HALL/MORIAH	2,908	12	2,896	1706	58.91	1129	38.98	61	2.11
SCARBOROUGH/CALDER HALL	2,664	6	2,658	1830	68.85	778	29.27	50	1.88
TOTALS	32,657	136	32,521	19,976	61.42	11,870	36.50	675	2.08

## APPENDIX V

ELECTIONS TO THE TOBAGO HOUSE OF ASSEMBLY, 2013  
 AVERAGE NUMBER OF VOTES CAST AT THE POLLING STATIONS  
 IN EACH ELECTORAL DISTRICT

ELECTORAL DISTRICT	NO. OF POLLING STATIONS	NO. OF ELECTORS	AVERAGE PER POLLING STATION	NO. OF VOTERS	AVERAGE PER POLLING STATION
BACOLET/MT. ST. GEORGE	8	3,505	438	2,470	309
BELLE GARDEN EAST/ROXBOROUGH/DELAFORD	7	3,624	518	2,644	378
BETHEL/MT. IRVINE	8	4,058	507	2,800	350
BLACK ROCK/WHIM/SPRING GARDEN	9	4,288	476	2,903	323
BUCCOO/MT. PLEASANT	8	4,041	505	2,698	337
CANAAN/BON ACCORD	8	3,774	472	2,533	317
GOODWOOD/BELLE GARDEN WEST	8	3,959	495	2,912	364
LAMBEAU/SIGNAL HILL	8	4,117	515	2,798	350
PARLATUVIER/L'ANSE FOURMI/SPEYSIDE	9	3,512	390	2,688	299
PLYMOUTH/GOLDEN LANE	7	3,701	529	2,639	377
PROVIDENCE/MASON HALL/MORIAH	9	4,084	454	2,908	323
SCARBOROUGH/CALDER HALL	8	3,938	492	2,664	333
<b>TOTALS</b>	<b>97</b>	<b>46,601</b>	<b>480</b>	<b>32,657</b>	<b>337</b>



## APPENDIX VI

## ELECTIONS TO THE TOBAGO HOUSE OF ASSEMBLY, 2013

RESULTS IN EACH ELECTORAL DISTRICT WITH MAJORITIES OF THE WINNING CANDIDATES  
AND THE PERCENTAGES GAINED

ELECTORAL DISTRICT	PARTY AFFILIATION	VOTES CAST FOR CANDIDATES	PERCENTAGES OF TOTAL VOTES CAST	MAJORITY OF FIRST OVER SECOND
<b>BACOLET/MT. ST. GEORGE</b>				
JOEL DUPORT ALBERT JACK	P.N.M.	1518	61.46	613
GLADSTONE SOLOMON	T.O.P	905	36.64	
JULIANA HENRY-KING	T.P.T	42	1.7	
REJECTED BALLOTS		5	0.2	
<b>TOTAL VOTES CAST</b>		<b>2,470</b>	<b>100.00</b>	
<b>BELLE GARDEN EAST/ROXBOROUGH/DELAFFORD</b>				
HILTON ERROL SANDY	P.N.M.	1420	53.71	222
ANSELM RICHARDS	T.O.P	1198	45.31	
SENYA MARTIN	T.P.T	19	0.72	
REJECTED BALLOTS		7	0.26	
<b>TOTAL VOTES CAST</b>		<b>2,644</b>	<b>100.00</b>	
<b>BETHEL/MT. IRVINE</b>				
HANDEL MARLIN BECKLES	P.N.M.	1617	57.75	501
SHERRY-ANNE ROLLOCKS-HACKETT	T.O.P.	1116	39.86	
HAYNES COWIE-CLARKE	T.P.T	58	2.07	
REJECTED BALLOTS		9	0.32	
<b>TOTAL VOTES CAST</b>		<b>2,800</b>	<b>100.00</b>	
<b>BLACK ROCK/WHIM/SPRING GARDEN</b>				
CLAUDIA GROOME-DUKE	P.N.M.	1901	65.48	976
THEODIL B. MC PHERSON	T.O.P	925	31.86	
CURTIS DOUGLAS	T.P.T	67	2.31	
REJECTED BALLOTS		10	0.34	
<b>TOTAL VOTES CAST</b>		<b>2,903</b>	<b>99.99</b>	

## APPENDIX VI

## ELECTIONS TO THE TOBAGO HOUSE OF ASSEMBLY, 2013

RESULTS IN EACH ELECTORAL DISTRICT WITH MAJORITIES OF THE WINNING CANDIDATES  
AND THE PERCENTAGES GAINED

ELECTORAL DISTRICT	PARTY AFFILIATION	VOTES CAST FOR CANDIDATES	PERCENTAGES OF TOTAL VOTES CAST	MAJORITY OF FIRST OVER SECOND
<b>BUCCOO/MT. PLEASANT</b>				
ANCIL DENNIS	P.N.M.	1802	66.79	946
RICHARD ALFRED	T.O.P	856	31.73	
RICARDO PHILLIP	T.P.T	33	1.22	
REJECTED BALLOTS		7	0.26	
<b>TOTAL VOTES CAST</b>		<b>2,698</b>	<b>100.00</b>	
<b>CANAAN/BON ACCORD</b>				
HUEY NEWTON CADETTE	P.N.M.	1564	61.74	659
ROLLY QUACCOO	T.O.P	905	35.73	
BARRY NELSON	T.P.T	50	1.97	
REJECTED BALLOTS		14	0.55	
<b>TOTAL VOTES CAST</b>		<b>2,533</b>	<b>99.99</b>	
<b>GOODWOOD/BELLE GARDEN WEST</b>				
HAYDEN SPENCER	P.N.M	1587	54.50	336
STEVE JACK	T.O.P	1251	42.96	
PERTRINA SHANGHIE	T.P.T	50	1.72	
REJECTED BALLOTS		24	0.82	
<b>TOTAL VOTES CAST</b>		<b>2,912</b>	<b>100.00</b>	
<b>LAMBEAU/SIGNAL HILL</b>				
RAOUL JOMO PITT	P.N.M.	1953	69.8	1170
ROBINSON ALLEYNE	T.O.P	783	27.98	
DAVID FRASER	T.P.T	47	1.68	
REJECTED BALLOTS		15	0.54	
<b>TOTAL VOTES CAST</b>		<b>2,798</b>	<b>100.00</b>	

## APPENDIX VI

## ELECTIONS TO THE TOBAGO HOUSE OF ASSEMBLY, 2013

RESULTS IN EACH ELECTORAL DISTRICT WITH MAJORITIES OF THE WINNING CANDIDATES  
AND THE PERCENTAGES GAINED

ELECTORAL DISTRICT	PARTY AFFILIATION	VOTES CAST FOR CANDIDATES	PERCENTAGES OF TOTAL VOTES CAST	MAJORITY OF FIRST OVER SECOND	
PARLATUVIER/L'ANSE FOURMI/SPEYSIDE	TRACY DAVIDSON-CELESTINE	P.N.M.	1478	54.99	303
	FITZ HERBERT TAYLOR	T.O.P	1175	43.71	
	SAMUEL MAPP	T.P.T	24	0.89	
	REJECTED BALLOTS		11	0.41	
	TOTAL VOTES CAST		2,688	100.00	
PLYMOUTH/GOLDEN LANE	GODWIN ADAMS	P.N.M.	1600	60.63	751
	CERTICA WILLIAMS-ORR	T.O.P	849	32.17	
	HOCHOY CHARLES	T.P.T	174	6.59	
	REJECTED BALLOTS		16	0.62	
	TOTAL VOTES CAST		2,639	100.01	
PROVIDENCE/MASON HALL/MORIAH	SHELDON CUNNINGHAM	P.N.M	1706	58.67	577
	ASHWORTH MICHAEL JACK	T.O.P	1129	38.82	
	ERNEST BELFON	T.P.T	61	2.10	
	REJECTED BALLOTS		12	0.41	
	TOTAL VOTES CAST		2,908	100.00	
SCARBOROUGH/CALDER HALL	ORVILLE LONDON	P.N.M.	1830	68.69	1052
	ANTHONY ROOSEVELT ARNOLD	T.O.P	778	29.2	
	ANDRE PHILLIPS	T.P.T	50	1.88	
	REJECTED BALLOTS		6	0.23	
	TOTAL VOTES CAST		2,664	100.00	

APPENDIX VII

ELECTIONS TO THE TOBAGO HOUSE OF ASSEMBLY, 2013

NAMES, ADDRESSES, OCCUPATIONS AND PARTY AFFILIATION OF CANDIDATES NOMINATED FOR EACH ELECTORAL DISTRICT

P.N.M. - People's National Movement  
 T.P.T. - The Platform Of Truth  
 T.O.P. - Tobago Organisation of the People

ELECTORAL DISTRICT	CANDIDATE'S NAME	ADDRESS	OCCUPATION	PARTY AFFILIATION	SYMBOL
BACOLET/MT. ST. GEORGE	JULIANA HENRY-KING JOEL DUPOURT ALBERT JACK GLADSTONE SOLOMON	#591B ORANGE HILL ROAD, BETHEL JOHN DIAL VILLAGE, TOBAGO 11 FARM ROAD, HOPE, TOBAGO	LABOUR RELATIONS INSPECTOR PROGRAMME CO-ORDINATOR APICULTURIST	T.P.T. P.N.M. T.O.P.	A pair of clean hands inscribed with a Pure heart BALISIER FLOWER A Rooted Samaan Tree, superimposed within two hemispheres
BELLE GARDEN EAST/ROXBOROUGH/ DELAFORD	SENYA MARTIN ANSELM RICHARDS HILTON ERROL SANDY	BAY ROAD, DELAFORD SHERWOOD PARK, CARNBEE BACOLET GARDENS, TOBAGO	IT TECHNICIAN SOCIO-ECONOMIST ELECTRONIC TECHNICIAN	T.P.T. T.O.P. P.N.M.	A pair of clean hands inscribed with a Pure heart A Rooted Samaan Tree, superimposed within two hemispheres BALISIER FLOWER
BETHEL/ MT. IRVINE	HANDEL MARLIN BECKLES HAYNES COWIE-CLARKE SHERRY-ANNE ROLLOCKS-HACKETT	APT. NO. 2 HAMPDEN, LOWLANDS CALEDONIA ROAD, MT. ST. GEORGE NO. 4 GASKIN BAY ROAD, BON ACCORD	NURSING ASSISTANT LIAISON OFFICER PRINCIPAL	P.N.M. T.P.T. T.O.P.	A pair of clean hands inscribed with a Pure heart A Rooted Samaan Tree, superimposed within two hemispheres
BLACK ROCK/WHIM/SPRING GARDEN	CURTIS DOUGLAS CLAUDIA GROOME-DUKE THEODIL B. MC PHERSON	KING STREET, PLYMOUTH TOBAGO No. 111 SPRING GARDEN AVE. WHIM 29 CIRCULAR ROAD, BLACK ROCK	FISHERMAN SECRETARY (T.H.A) TRAINING MANAGER	T.P.T. P.N.M. T.O.P.	A pair of clean hands inscribed with a Pure heart BALISIER FLOWER A Rooted Samaan Tree, superimposed within two hemispheres
BUCCOO/MT. PLEASANT	RICHARD ALFRED ANCIL DENNIS RICARDO PHILLIP	No. 2-4 ROBERT TRACE, BETHANY, MT. PLEASANT No. 9 SANDY STREET, BUCCOO No. 123 ALLFIELDS TRACE, LOWLANDS	RETIREE CUSTOMER SERVICE OFFICER BUSINESSMAN	T.O.P. P.N.M. T.P.T.	A Rooted Samaan Tree, superimposed within two hemispheres BALISIER FLOWER A pair of clean hands inscribed with a Pure heart
CANAANI/BON ACCORD	HUEY NEWTON CADETTE BARRY NELSON ROLLY QUACCOO	No. 105 MAHOGANY AVE. MILFORD COURT GUY STREET, CANAAN HAMPDEN, LOWLANDS	OPERATIONS OFFICER LEGAL CONSULTANT TEACHER	P.N.M. T.P.T. T.O.P.	BALISIER FLOWER A pair of clean hands inscribed with a Pure heart A Rooted Samaan Tree, superimposed within two hemispheres
GOODWOOD/BELLE GARDEN WEST	STEVE JACK PERTRINA SHANGHIE HAYDEN SPENCER	61 CYPRESS AVE. MILFORD COURT No. 30 BACOLET TRACE, TOBAGO 488A MAIN ROAD, GOODWOOD	RETIRED TEACHER ASSISTANT ANIMAL BREEDER TECHNICIAN RETIRED POLICE OFFICER	T.O.P. T.P.T. P.N.M.	A Rooted Samaan Tree, superimposed within two hemispheres A pair of clean hands inscribed with a Pure heart BALISIER FLOWER
LAMBEAU/SIGNAL HILL	ROBINSON ALLEYNE DAVID FRASER RAOUL JOMO PITT	No.1 NURSERY SCHOOL STREET, LAMBEAU 3A THOMAS DRIVE, SIGNAL HILL 13 MILFORD ROAD, LAMBEAU	PASTOR/TEACHER CHECKER PROJECT OFFICER	T.O.P. T.P.T. P.N.M.	A Rooted Samaan Tree, superimposed within two hemispheres A pair of clean hands inscribed with a Pure heart BALISIER FLOWER

APPENDIX VII

ELECTIONS TO THE TOBAGO HOUSE OF ASSEMBLY, 2013

NAMES, ADDRESSES, OCCUPATIONS AND PARTY AFFILIATION OF CANDIDATES NOMINATED FOR EACH ELECTORAL DISTRICT

P.N.M. - People's National Movement

T.O.P. - Tobago Organisation of the People

T.P.T. - The Platform Of Truth

ELECTORAL DISTRICT	CANDIDATE'S NAME	ADDRESS	OCCUPATION	PARTY AFFILIATION	SYMBOL
PARLATUVIER/L'ANSE FOURMI/SPEYSIDE	TRACY DAVIDSON-CELESTINE SAMUEL MAPP	KING'S BAY, DELAFORD No. 1 PIRATES BAY ROAD, CHARLOTTEVILLE	MANAGER SEAMAN	P.N.M. T.P.T.	BALISIER FLOWER A pair of clean hands inscribed with a Pure heart
PLYMOUTH/GOLDEN LANE	FITZ HERBERT TAYLOR  GODWIN ADAMS HOCHOY CHARLES CERTICA WILLIAMS-ORR	No. 643 MAIN ROAD, CASTARA  No. 15 GUY STREET EXT., CANAAN, OLD GROUND TRACE, GOLDEN LANE No. 31 SHELBOURNE STREET, PLYMOUTH	TEACHER  CIVIL ENGINEERING TECHNICIAN ENTREPRENEUR HUMAN RESOURCE OFFICER	T.O.P.  P.N.M. T.P.T. T.O.P.	A Rooted Samaan Tree, superimposed within two hemispheres  BALISIER FLOWER A pair of clean hands inscribed with a Pure heart  A Rooted Samaan Tree, superimposed within two hemispheres
PROVIDENCE/MASON HALL/MORIAH	ERNEST BELFON SHELDON CUNNINGHAM ASHWORTH MICHAEL JACK	No. 28 EASTERFIELD TRACE, MASON HALL RUNNEMEDE, MORIAH MT. GRACE	TAXI DRIVER HEALTH CASE WORKER ENTREPRENEUR	T.P.T. P.N.M. T.O.P.	A pair of clean hands inscribed with a Pure heart BALISIER FLOWER A Rooted Samaan Tree, superimposed within two hemispheres
SCARBOROUGH/CALDER HALL	ANTHONY ROOSEVELT ARNOLD ORVILLE LONDON ANDRE PHILLIPS	No. 2 SARGEANT CAIN, CALDER HALL ROAD HAMPDEN, LOWLANDS 31 CALDER HALL ROAD, SCARBOROUGH	ATTORNEY-AT-LAW ASSEMBLYMAN DEVELOPMENT CONSULTANT	T.O.P. P.N.M. T.P.T.	A Rooted Samaan Tree, superimposed within two hemispheres BALISIER FLOWER A pair of clean hands inscribed with a Pure heart

APPENDIX VIII  
ELECTIONS TO THE TOBAGO HOUSE OF ASSEMBLY ELECTIONS, 2013  
LIST OF RETURNING OFFICERS AND ELECTION CLERKS

ELECTORAL DISTRICT	NAME OF RETURNING OFFICER	OCCUPATION	NAME OF ELECTION CLERK	OFFICIAL ADDRESS
BETHEL/MT. IRVINE	RAWLE MITCHELL	RETIRED VALUATION OFFICER	TRACEY JAMES	THE OLD LOCAL HEALTH BUILDING SIGNAL HILL ROAD SIGNAL HILL
BUCCOO/MT. PLEASANT	RAWLE MITCHELL	RETIRED VALUATION OFFICER	TRACEY JAMES	
CANAAN/BON ACCORD	RAWLE MITCHELL	RETIRED VALUATION OFFICER	TRACEY JAMES	
BLACK ROCK/WHIM/SPRING GARDEN	ESTHER BENJAMIN	RETIRED BUDGET ANALYST III	RICHARD PARISIENNE	SCARBOROUGH COMMUNITY CENTRE BACOLET STREET SCARBOROUGH
PLYMOUTH/GOLDEN LANE	ESTHER BENJAMIN	RETIRED BUDGET ANALYST III	RICHARD PARISIENNE	
PROVIDENCE/MASON HALL/MORIAH	ESTHER BENJAMIN	RETIRED BUDGET ANALYST III	RICHARD PARISIENNE	
BELLE GARDEN EAST/ROXBOROUGH/ DELAFFORD	MICHAEL ROBLEY	RETIRED VALUATION OFFICER	ROGER TONEY	YTEPP BUILDING 2 HAMILTON STREET SCARBOROUGH, TOBAGO.
GOODWOOD/BELLE GARDEN WEST	MICHAEL ROBLEY	RETIRED VALUATION OFFICER	ROGER TONEY	
PARLATUVIER/L'ANSE FOURMI/SPEYSIDE	MICHAEL ROBLEY	RETIRED VALUATION OFFICER	ROGER TONEY	
BACOLET/MT. ST. GEORGE	ALLAN WINCHESTER	RETIRED TEACHER	LOIS JORDAN-BAPTISTE	YTEPP BUILDING 2 HAMILTON STREET SCARBOROUGH, TOBAGO.
LAMBEAU/SIGNAL HILL	ALLAN WINCHESTER	RETIRED TEACHER	LOIS JORDAN-BAPTISTE	
SCARBOROUGH/CALDER HALL	ALLAN WINCHESTER	RETIRED TEACHER	LOIS JORDAN-BAPTISTE	

## APPENDIX IX

## ELECTIONS TO THE TOBAGO HOUSE OF ASSEMBLY, 2013

## A COMPARISON OF VOTES CAST AT TOBAGO HOUSE OF ASSEMBLY ELECTIONS, 1980-2013

	1980	1984	1988	1992	1996	2001	2005	2009	2013
Number of Electoral Districts	12	12	12	12	12	12	12	12	12
Number of Names on Revised List of Electors	24141	28220	31224	31503	34245	37616	38608	42623	46601
Number of Votes Cast	15990	19786	16720	17860	15034	22619	21013	24034	32657
Number of Valid Votes	15895	19663	16660	17720	14931	22469	20920	23916	32521
Number of Votes Rejected	95	123	60	140	103	150	93	118	136
Percentage of the Electorate that voted	66.24	70.11	53.55	56.69	43.90	60.13	54.43	56.39	70.08

## APPENDIX X

## ELECTIONS TO THE TOBAGO HOUSE OF ASSEMBLY, 2013

STATISTICS PERTAINING TO THE SUPPLEMENTAL LIST OF ELECTORS AND THEIR DISTRIBUTION  
ACCORDING TO ELECTORAL DISTRICT

ELECTORAL DISTRICT	REVISED LIST OF ELECTORS  AS AT 2012-12-24	SUPPLEMENTAL LIST OF ELECTORS 2013-01-04		TOTAL ELECTORATE
		ADDITIONS	DELETIONS	
BETHEL/MT. IRVINE	4,059	0	1	4,058
BUCCOO/MT. PLEASANT	4,042	0	1	4,041
CANAAN/BON ACCORD	3,774	1	1	3,774
BLACK ROCK/WHIM/SPRING GARDEN	4,287	1	0	4,288
PLYMOUTH/GOLDEN LANE	3,702	0	1	3,701
PROVIDENCE/MASON HALL/MORIAH	4,084	0	0	4,084
BELLE GARDEN EAST/ROXBOROUGH/ DELAFFORD	3,625	0	1	3,624
PARLATUVIER/L'ANSE FOURMI/SPEYSIDE	3,512	0	0	3,512
GOODWOOD/BELLE GARDEN WEST	3,961	0	2	3,959
BACOLET/MT. ST. GEORGE	3,505	0	0	3,505
LAMBEAU/SIGNAL HILL	4,116	1	0	4,117
SCARBOROUGH/CALDER HALL	3,940	0	2	3,938
<b>TOTALS</b>	<b>46,607</b>	<b>3</b>	<b>9</b>	<b>46,601</b>