



**Republic of**  
**Trinidad and Tobago**

**REPORT**  
**OF THE**  
**ELECTIONS AND BOUNDARIES COMMISSION**  
**ON THE**  
**TOBAGO HOUSE OF ASSEMBLY ELECTIONS**  
**HELD ON**  
**MONDAY 17<sup>TH</sup> JANUARY, 2005**



# Elections and Boundaries Commission

SCOTT HOUSE, 134-138 FREDERICK STREET, PORT OF SPAIN, REPUBLIC OF TRINIDAD AND TOBAGO.  
Tel: 1 (868) 623-8320; 4622. Fax: 627-7881. Hotlines: 627-1516; 0745

## REPORT

of the Elections and Boundaries Commission on the  
Tobago House of Assembly Elections held on  
January 17, 2005

### GIVING:

- (a) the number of votes polled for each candidate, by polling division;
  - (b) the number of rejected ballots;
  - (c) the number of names on the revised list and on the list of special electors; and
  - (d) information deemed fit to be included therein.
-

### III

	CONTENTS	Page(s)
	Covering letter to the Minister Responsible for Local Government	V - VII
APPENDIX 1	the number of votes polled for each candidate by polling division and the number of rejected ballots in each Electoral District:	
	BETHEL/MT. IRVINE	1
	BUCCOO/MOUNT PLEASANT	2
	CANAAN/BON ACCORD	3
	BLACK ROCK/WHIM/SPRING GARDEN	4
	PLYMOUTH/GOLDEN LANE	5
	PROVIDENCE/MASON HALL/MORIAH	6
	BELLE GARDEN/GOODWOOD	7
	PARLATUVIER/L'ANSE FOURM/SPEYSIDE	8
	ROXBOROUGH/DELAFFORD	9
	BACOLET/MOUNT ST. GEORGE	10
	LAMBEAU/SIGNAL HILL	11
	SCARBOROUGH/CALDER HALL	12
	SUMMARY	13
APPENDIX 11	showing the number of names on - (i) the Revised List; and (ii) the List of Special Electors	14
APPENDIX 111	Percentage of votes cast in each Electoral District	15
APPENDIX IV	Analysis of votes received by each political party, independent candidates and rejected ballots	16
APPENDIX V	Average number of votes cast at polling stations in each Electoral District	17
APPENDIX VI	Voting results in each Electoral District with majorities of winners	18-20
APPENDIX VII	Names, addresses, occupations and party affiliations of candidates nominated for each Electoral District	21
APPENDIX VIII	List of Returning Officers and Election Clerks	22
APPENDIX IX	A comparison of votes cast at Tobago House of Assembly Elections 1980 - 2005	23
APPENDIX X	Composition of the Supplemental Lists and its distribution according to Electoral Districts	24



# Elections and Boundaries Commission

SCOTT HOUSE, 134-138 FREDERICK STREET, PORT OF SPAIN, REPUBLIC OF TRINIDAD AND TOBAGO.  
Tel: 1 (868) 623-8320; 4622. Fax: 627-7881. Hotlines: 627-1516; 0745

March 31, 2005.

The Honourable Rennie Dumas,  
Minister of Local Government,  
Kent House,  
Long Circular Road,  
Maraval.

Sir,

Rule 108(6) of the Election Rules made under section 161(1) of the Representation of the People Act Chapter 2:01 prescribes in effect, that the Elections and Boundaries Commission (the Commission) shall immediately after each election "cause to be printed a report giving:-

- (a) the number of votes polled for each candidate, by polling divisions;
  - (b) the number of rejected ballots;
  - (c) the number of names on the revised lists of electors and on the lists of special electors; and
  - (d) any other information that it may deem fit to include;
- and,

shall forthwith forward a copy of the report to the persons respectively set out in subrule (5) (b)." The persons set out in the said subrule (5) (b) as being the persons to whom a copy of the report should be sent in the case of a Tobago House of Assembly Election, are the Minister and the Chief Administrator of the Tobago House of Assembly.


In compliance therewith, the Commission now submits to you its printed Report on the Tobago House of Assembly Elections held on January 17, 2005. It sets out in Appendix I the number of votes polled for each candidate by polling division and the number of rejected ballots; and in Appendix II the number of names on the revised lists of electors and on the lists of special electors.


---


VII


The data contained in Appendices III, IV, V, VI, VII, VIII, IX and X are provided under Rule 108(6)(d).


Yours faithfully,

  
.....  
Oswald Wilson,  
Chairman

  
.....  
Raoul John,  
Member.

  
.....  
Mark Ramkerrysingh,  
Member.

  
.....  
Kenneth Lynch,  
Member.

  
.....  
Norbert Masson,  
Member.

---

Appendix 1  
ELECTIONS TO THE TOBAGO HOUSE OF ASSEMBLY, 2005  
Electoral District of BETHELMT. IRVINE

POLLING DIVISION	POLLING STATION	VOTES POLLED FOR EACH CANDIDATE				REJECTED BALLOTS	VOTES CAST	ELECTORAL LIST
NUMBER	ADDRESS	ALFRED, WHITNEY P.N.M.	MC MILLAN, HARRISFORD D.A.C.			NUMBER AT EACH POLLING STATION	NUMBER AT EACH POLLING STATION	NUMBER OF NAMES ON LIST BY POLLING DIVISION
* 4865	MONTGOMERY GOV'T PRIMARY SCHOOL MONTGOMERY LOCAL ROAD MONTGOMERY	74	47			0	121	175
4866-01	MONTGOMERY GOV'T PRIMARY SCHOOL MONTGOMERY LOCAL ROAD MONTGOMERY	100	138			3	241	829
4866-02	MONTGOMERY GOV'T PRIMARY SCHOOL MONTGOMERY LOCAL ROAD MONTGOMERY	109	203			0	312	-
4870	BLACK ROCK REGIONAL COMPLEX COR. MT. HAY TRACE & GRAFTON ROAD BLACK ROCK	150	57			0	207	451
4875-01	MONTGOMERY GOV'T PRIMARY SCHOOL MONTGOMERY LOCAL ROAD MONTGOMERY	183	145			0	328	1118
4875-02	MONTGOMERY GOV'T PRIMARY SCHOOL MONTGOMERY LOCAL ROAD MONTGOMERY	188	128			0	297	-
4876	MONTGOMERY GOV'T PRIMARY SCHOOL MONTGOMERY LOCAL ROAD MONTGOMERY	225	112			4	341	836
	TOTALS	1010	830			7	1847	3207

\* - Polling Station where the ballots cast by Special Electors were intermixed ( Rule 93, of the Election Rules)

I hereby certify that the foregoing is a Statement of the Poll showing the number of votes cast for each Candidate, and do on this 19th day of January, 2005  
declare WHITNEY ALFRED elected.

RAWLE MITCHELL  
RETURNING OFFICER  
ELECTORAL DISTRICT OF BETHELMT. IRVINE

Appendix 1  
ELECTIONS TO THE TOBAGO HOUSE OF ASSEMBLY, 2005  
Electoral District of BUCCOO/MOUNT PLEASANT

POLLING DIVISION	POLLING STATION	VOTES POLLED FOR EACH CANDIDATE				REJECTED BALLOTS	VOTES CAST	ELECTORAL LIST
NUMBER	ADDRESS	HOLMES, TERRENCE D.A.C.	PILGRIM, ALBERT P.N.M.			NUMBER AT EACH POLLING STATION	NUMBER AT EACH POLLING STATION	NUMBER OF NAMES ON LIST BY POLLING DIVISION
4852	FORMER BON ACCORD SECONDARY CENTRE CENTRE STREET BON ACCORD	120	156			0	276	595
4855	CARNBEE/MT. PLEASANT COMMUNITY CENTRE 57-59 BUCCOO ROAD MT. PLEASANT	66	128			0	192	365
4856-01	ST. PATRICK'S ANGLICAN PRIMARY SCHOOL ST. PATRICK'S CHURCH ROAD MT. PLEASANT	46	146			1	193	739
4856-02	ST. PATRICK'S ANGLICAN PRIMARY SCHOOL ST. PATRICK'S CHURCH ROAD MT. PLEASANT	42	137			2	181	-
* 4857	BUCCOO GOVERNMENT PRIMARY SCHOOL BUCCOO SCHOOL ROAD BUCCOO POINT	50	172			0	222	351
4858	ST. PATRICK'S ANGLICAN PRIMARY SCHOOL ST. PATRICK'S CHURCH ROAD MT. PLEASANT	106	203			2	311	675
4860	BUCCOO GOVERNMENT PRIMARY SCHOOL BUCCOO SCHOOL ROAD BUCCOO POINT	26	180			0	186	411
	TOTALS	456	1100			5	1561	3136

\* - Polling Station where the ballots cast by Special Electors were Intermixed ( Rule 93, of the Election Rules )

I hereby certify that the foregoing is a Statement of the Poll showing the number of votes cast for each Candidate, and do on this 18th day of January, 2005  
declare ALBERT PILGRIM elected.

RAWLE MITCHELL  
RETURNING OFFICER  
ELECTORAL DISTRICT OF BUCCOO/MOUNT PLEASANT

Appendix 1  
ELECTIONS TO THE TOBAGO HOUSE OF ASSEMBLY, 2005  
Electoral District of CANAAN/BON ACCORD

POLLING DIVISION	POLLING STATION	VOTES POLLED FOR EACH CANDIDATE				REJECTED BALLOTS	VOTES CAST	ELECTORAL LIST
NUMBER	ADDRESS	ARCHER, GEORGE D.A.C.	QUACCOO, ROLLY IND.	ROBERTS, FRANK P.N.M.		NUMBER AT EACH POLLING STATION	NUMBER AT EACH POLLING STATION	NUMBER OF NAMES ON LIST BY POLLING DIVISION
4845	CANAAN/BON ACCORD COMMUNITY CENTRE CENTRE STREET BON ACCORD	96	9	220		0	325	643
4846-01	BON ACCORD GOV'T PRIMARY SCHOOL MILFORD ROAD BON ACCORD	89	2	98		0	180	794
4846-02	BON ACCORD GOV'T PRIMARY SCHOOL MILFORD ROAD BON ACCORD	70	5	95		0	170	-
4847-01	BON ACCORD GOV'T PRIMARY SCHOOL MILFORD ROAD BON ACCORD	115	19	81		1	216	840
4847-02	BON ACCORD GOV'T PRIMARY SCHOOL MILFORD ROAD BON ACCORD	97	25	87		0	209	-
* 4850	BON ACCORD GOV'T PRIMARY SCHOOL MILFORD ROAD BON ACCORD	25	5	62		1	93	175
4851	CANAAN/BON ACCORD COMMUNITY CENTRE CENTRE STREET BON ACCORD	100	24	181		0	305	579
	TOTALS	582	89	824		2	1507	3031

\* - Polling Station where the ballots cast by Special Electors were intermixed ( Rule 93, of the Election Rules )

I hereby certify that the foregoing is a Statement of the Poll showing the number of votes cast for each Candidates, and do on this 18th day of January, 2005  
declare FRANK ROBERTS elected.

RAWLE MITCHELL  
RETURNING OFFICER  
ELECTORAL DISTRICT OF CANAAN/BON ACCORD



Appendix 1  
ELECTIONS TO THE TOBAGO HOUSE OF ASSEMBLY, 2005  
Electoral District of BLACK ROCK/WHIM/SPRING GARDEN

POLLING DIVISION	POLLING STATION	VOTES POLLED FOR EACH CANDIDATE				REJECTED BALLOTS	VOTES CAST	ELECTORAL LIST
NUMBER	ADDRESS	GRAHAM, GEORGE D.A.C.	GROOME-DUKE, CLAUDIA P.N.M.			NUMBER AT EACH POLLING STATION	NUMBER AT EACH POLLING STATION	NUMBER OF NAMES ON LIST BY POLLING DIVISION
4871	BLACK ROCK GOV'T PRIMARY SCHOOL HOPETON TRACE BLACK ROCK	107	225			2	334	640
4890	BISHOP'S HIGH SCHOOL MT. MARIE ROAD SCARBOROUGH	85	159			0	224	468
* 4892	BISHOP'S HIGH SCHOOL MT. MARIE ROAD SCARBOROUGH	81	116			0	177	313
4895	WHIM COMMUNITY CENTRE PLYMOUTH ROAD UNION VILLAGE	141	174			0	315	533
4896-01	N.U.G.F.W. BUILDING 1-5 PROVIDENCE ROAD SCARBOROUGH	59	135			0	194	722
4896-02	N.U.G.F.W. BUILDING 1-5 PROVIDENCE ROAD SCARBOROUGH	39	108			0	147	-
4950	ST. MICHAELS ANGLICAN PRIMARY SCHOOL PLYMOUTH ROAD WHIM	107	154			0	261	554
4951	LES COTEAUX COMMUNITY CENTRE ARNOS VALE ROAD LES COTEAUX	105	75			1	181	293
	TOTALS	684	1146			3	1833	3523

\* - Polling Station where the ballots cast by Special Electors were intermixed ( Rule 93, of the Election Rules )

I hereby certify that the foregoing is a Statement of the Poll showing the number of votes cast for each Candidate, and do on this 18th day of January, 2005  
declare CLAUDIA GROOME-DUKE elected.

ESTHER BENJAMIN  
RETURNING OFFICER  
ELECTORAL DISTRICT OF BLACK ROCK/WHIM/SPRING GARDEN

Appendix 1  
ELECTIONS TO THE TOBAGO HOUSE OF ASSEMBLY, 2005  
Electoral District of PLYMOUTH/GOLDEN LANE

POLLING DIVISION	POLLING STATION	VOTES POLLED FOR EACH CANDIDATE				REJECTED BALLOTS	VOTES CAST	ELECTORAL LIST
NUMBER	ADDRESS	ADAMS, GODWIN P.N.M.	CHARLES, HOCHOY ALEXANDER D.A.C.			NUMBER AT EACH POLLING STATION	NUMBER AT EACH POLLING STATION	NUMBER OF NAMES ON LIST BY POLLING DIVISION
4955-01	ST. DAVID'S ANGLICAN PRIMARY SCHOOL, COR. SHELBOURNE & COMMISSIONER STS, PLYMOUTH	226	61			1	288	833
* 4955-02	ST. DAVID'S ANGLICAN PRIMARY SCHOOL, COR. SHELBOURNE & COMMISSIONER STS, PLYMOUTH	195	78			5	278	-
4960-01	BETHESDA GOV'T PRIMARY SCHOOL, ARNOS VALE ROAD PLYMOUTH	168	92			1	261	860
4960-02	BETHESDA GOV'T PRIMARY SCHOOL, ARNOS VALE ROAD PLYMOUTH	158	81			0	237	-
4965	LES COTEAUX COMMUNITY CENTRE, ARNOS VALE ROAD LES COTEAUX	114	161			1	266	476
4970-01	GOLDEN LANE GOV'T PRIMARY SCHOOL, COTTAGE TRACE GOLDEN LANE	117	220			3	340	987
4970-02	GOLDEN LANE GOV'T PRIMARY SCHOOL, COTTAGE TRACE GOLDEN LANE	94	191			1	286	-
	TOTALS	1070	874			12	1958	3158

\* - Polling Station where the ballots cast by Special Electors were Intermixed ( Rule 93, of the Election Rules )

I hereby certify that the foregoing is a Statement of the Poll showing the number of votes cast for each Candidate, and do on this 18th day of January, 2006  
declare GODWIN ADAMS elected.

ESTHER BENJAMIN  
RETURNING OFFICER  
ELECTORAL DISTRICT OF PLYMOUTH/GOLDEN LANE

Appendix 1  
ELECTIONS TO THE TOBAGO HOUSE OF ASSEMBLY, 2005  
Electoral District of PROVIDENCE/MASON HALL/MORIAH

POLLING DIVISION	POLLING STATION	VOTES POLLED FOR EACH CANDIDATE				REJECTED BALLOTS	VOTES CAST	ELECTORAL LIST
NUMBER	ADDRESS	GIFT, CHRISTO GERARD N.A.R.	JACK, ASHWORTH MICHAEL D.A.C.	QUASHIE, RENNISON P.N.M.		NUMBER AT EACH POLLING STATION	NUMBER AT EACH POLLING STATION	NUMBER OF NAMES ON LIST BY POLLING DIVISION
* 4906	MT. GRACE COMMUNITY CENTRE COR. MT. GRACE TRACE & PROVIDENCE RD. MT. GRACE	13	94	147		0	254	450
4940-01	MASON HALL SECONDARY SCHOOL SANDY RIVER MASON HALL	11	166	120		4	301	913
4940-02	MASON HALL SECONDARY SCHOOL SANDY RIVER MASON HALL	4	144	102		0	250	-
4946-01	MASON HALL GOV'T PRIMARY SCHOOL NORTHSIDE ROAD MASON HALL	9	108	143		1	261	737
4946-02	MASON HALL GOV'T PRIMARY SCHOOL NORTHSIDE ROAD MASON HALL	3	60	88		0	151	-
4975	MORIAH COMMUNITY CENTRE NORTHSIDE ROAD MORIAH	11	177	164		0	352	663
4976	MORIAH COMMUNITY CENTRE NORTHSIDE ROAD MORIAH	1	60	54		0	115	238
4980	DES VIGNES ROAD GOV'T PRIMARY SCHOOL DES VIGNES ROAD MORIAH	6	122	67		0	195	358
	TOTALS	58	931	885		5	1879	3360

\* - Polling Station where the ballots cast by Special Electors were intermixed ( Rule 93, of the Election Rules )

I hereby certify that the foregoing is a Statement of the Poll showing the number of votes cast for each Candidate, and do on this 18th day of January, 2005  
declare ASHWORTH MICHAEL JACK elected.

ESTHER BENJAMIN  
RETURNING OFFICER  
ELECTORAL DISTRICT OF PROVIDENCE/MASON HALL/MORIAH

Appendix 1  
ELECTIONS TO THE TOBAGO HOUSE OF ASSEMBLY, 2005  
Electoral District of BELLE GARDEN/GOODWOOD

POLLING DIVISION	POLLING STATION	VOTES POLLED FOR EACH CANDIDATE				REJECTED BALLOTS	VOTES CAST	ELECTORAL LIST
NUMBER	ADDRESS	BERKLEY, WENDELL P.N.M.	NANCIS, JASON EDGAR N.A.R.	TOBIAS, TRACY NATHALIE D.A.C.		NUMBER AT EACH POLLING STATION	NUMBER AT EACH POLLING STATION	NUMBER OF NAMES ON LIST BY POLLING DIVISION
* 4830	MT. ST. GEORGE METHODIST PRIMARY SCHOOL NO. 2 VILLAGE STREET MOUNT ST. GEORGE	146	13	174		1	334	562
5050	ST. EDWARD'S ANGLICAN PRIMARY SCHOOL WINDWARD ROAD BELLE GARDEN	212	7	101		2	322	633
5055	JOHN ROBERTS S.D.A. PRIMARY SCHOOL BUSHY PARK TRACE GLAMORGAN	128	12	112		1	253	487
5060-01	ST. MARY'S ANGLICAN PRIMARY SCHOOL WINDWARD ROAD PEMBROKE	118	14	72		0	202	764
5060-02	ST. MARY'S ANGLICAN PRIMARY SCHOOL WINDWARD ROAD PEMBROKE	139	10	51		0	200	-
5065-01	GOODWOOD HIGH SCHOOL WINDWARD ROAD GOODWOOD	115	6	91		1	213	887
5065-02	GOODWOOD HIGH SCHOOL WINDWARD ROAD GOODWOOD	162	3	117		1	283	-
	TOTALS	1018	65	718		6	1807	3333

\* - Polling Station where the ballots cast by Special Electors were intermixed ( Rule 93, of the Election Rules)

I hereby certify that the foregoing is a Statement of the Poll showing the number of votes cast for each Candidate, and do on this 18th day of January, 2005  
declare WENDELL BERKLEY elected.

MICHAEL ROBLEY  
RETURNING OFFICER  
ELECTORAL DISTRICT OF BELLE GARDEN/GOODWOOD

Appendix 1  
ELECTIONS TO THE TOBAGO HOUSE OF ASSEMBLY, 2005  
Electoral District of PARLATUVIER/L'ANSE FOURMI/SPEYSIDE

POLLING DIVISION	POLLING STATION	VOTES POLLED FOR EACH CANDIDATE				REJECTED BALLOTS	VOTES CAST	ELECTORAL LIST
NUMBER	ADDRESS	CHRISTMAS, ANTHONY KNOLLY D.A.C.	SPENCER, ALDINGTON P.N.M.			NUMBER AT EACH POLLING STATION	NUMBER AT EACH POLLING STATION	NUMBER OF NAMES ON LIST BY POLLING DIVISION
4985	CASTARA GOVERNMENT PRIMARY SCHOOL NORTHSIDE ROAD CASTARA	120	94			0	214	433
* 4990	PARLATUVIER ANGLICAN PRIMARY SCHOOL NORTHSIDE ROAD PARLATUVIER	69	103			2	174	251
4995-01	BLOODY BAY COMMUNITY CENTRE NORTHSIDE ROAD BLOODY BAY	27	41			0	68	291
4995-02	L'ANSE FOURMI METHODIST PRIMARY SCHOOL NORTHSIDE ROAD L'ANSE FOURMI	55	58			0	113	-
5000	CHARLOTTEVILLE METHODIST PRIMARY SCHOOL SPRING STREET CHARLOTTEVILLE	63	88			2	153	310
5005	CHARLOTTEVILLE METHODIST PRIMARY SCHOOL SPRING STREET CHARLOTTEVILLE	115	258			2	375	631
5010-01	ST. JOHN'S ANGLICAN PRIMARY SCHOOL WINDWARD ROAD SPEYSIDE	109	147			6	262	624
5010-02	ST. JOHN'S ANGLICAN PRIMARY SCHOOL WINDWARD ROAD SPEYSIDE	103	96			2	201	-
5020	DELAFFORD R.C. PRIMARY SCHOOL WINDWARD ROAD DELAFFORD	65	146			5	216	393
	TOTALS	726	1031			19	1776	3133

\* - Polling Station where the ballots cast by Special Electors were intermixed ( Rule 93, of the Election Rules )

I hereby certify that the foregoing is a Statement of the Poll showing the number of votes cast for each Candidate, and do on this 18th day of January, 2005  
declare ALDINGTON SPENCER elected.

MICHAEL ROBLEY  
RETURNING OFFICER  
ELECTORAL DISTRICT OF PARLATUVIER/L'ANSE FOURMI/SPEYSIDE

**Appendix 1**  
**ELECTIONS TO THE TORBAGO HOUSE OF ASSEMBLY, 2005**  
**Electoral District of ROXBOROUGH/DELAFOURD**

POLLING DIVISION	POLLING STATION	VOTES POLLED FOR EACH CANDIDATE				REJECTED BALLOTS	VOTES CAST	ELECTORAL LIST
NUMBER	ADDRESS	CARUTH, CECIL W. D.A.C.	SANDY, HILTON P.N.M.			NUMBER AT EACH POLLING STATION	NUMBER AT EACH POLLING STATION	NUMBER OF NAMES ON LIST BY POLLING DIVISION
* 5025	DELAFOURD COMMUNITY CENTRE WINDWARD ROAD DELAFOURD	78	111			2	191	281
5030	ST. PAUL'S ANGLICAN PRIMARY SCHOOL WINDWARD ROAD DELAFOURD	97	189			2	288	508
5035-01	EBENEZER METHODIST PRIMARY SCHOOL WINDWARD ROAD BETSY'S HOPE	126	139			0	265	955
5035-02	EBENEZER METHODIST PRIMARY SCHOOL WINDWARD ROAD BETSY'S HOPE	109	175			2	286	-
5040-01	ST. BARNABAS ANGLICAN PRIMARY SCHOOL UNION STREET ROXBOROUGH	101	120			3	224	796
5040-02	ST. BARNABAS ANGLICAN PRIMARY SCHOOL UNION STREET ROXBOROUGH	85	156			2	243	-
5045	ST. EDWARD'S ANGLICAN PRIMARY SCHOOL WINDWARD ROAD BELLE GARDEN	119	149			1	269	579
	TOTALS	715	1039			12	1766	3119

\* - Polling Station where the ballots cast by Special Electors were intermixed ( Rule 93, of the Election Rules )

I hereby certify that the foregoing is a Statement of the Poll showing the number of votes cast for each Candidate, and do on this 18th day of January, 2005  
declares HILTON SANDY elected.

MICHAEL ROBLEY  
RETURNING OFFICER  
ELECTORAL DISTRICT OF ROXBOROUGH/DELAFOURD

Appendix 1  
ELECTIONS TO THE TOBAGO HOUSE OF ASSEMBLY, 2005  
Electoral District of BACOLET/MOUNT ST. GEORGE

POLLING DIVISION	POLLING STATION	VOTES POLLED FOR EACH CANDIDATE				REJECTED BALLOTS	VOTES CAST	ELECTORAL LIST
NUMBER	ADDRESS	ALFRED, CYNTHIA LORETTA P.N.M.	JORDAN, ORVILLE CLYDE D.A.C.			NUMBER AT EACH POLLING STATION	NUMBER AT EACH POLLING STATION	NUMBER OF NAMES ON LIST BY POLLING DIVISION
* 4915	FORMER SCARBOROUGH METHODIST SCH. BLDG. PICTON STREET SCARBOROUGH	109	81			2	192	289
4920-01	SCARBOROUGH R.C. PRIMARY SCHOOL HAY STREET SCARBOROUGH	133	103			2	238	897
4920-02	SCARBOROUGH R.C. PRIMARY SCHOOL HAY STREET SCARBOROUGH	112	91			1	204	-
4921	SCARBOROUGH R.C. PRIMARY SCHOOL HAY STREET SCARBOROUGH	91	56			1	148	285
4925	HOPE ANGLICAN PRIMARY SCHOOL SCHOOL ROAD HOPE VILLAGE	118	217			1	336	557
4935-01	MT. ST. GEORGE METHODIST PRIMARY SCHOOL NO. 2 VILLAGE STREET MT. ST. GEORGE	85	109			4	198	750
4935-02	MT. ST. GEORGE METHODIST PRIMARY SCHOOL NO. 2 VILLAGE STREET MT. ST. GEORGE	99	132			0	231	-
4947	SCARBOROUGH METHODIST PRIMARY SCHOOL CALDER HALL ROAD SCARBOROUGH	98	53			1	152	292
	TOTALS	845	842			12	1699	3050

\* - Polling Station where the ballots cast by Special Electors were intermixed ( Rule 93, of the Election Rules)

I hereby certify that the foregoing is a Statement of the Poll showing the number of votes cast for each Candidate, and do on this 18th day of January, 2005  
declare CYNTHIA LORETTA ALFRED elected.

IVOR ALLUM  
RETURNING OFFICER  
ELECTORAL DISTRICT OF BACOLET/MOUNT ST. GEORGE

Appendix 1  
ELECTIONS TO THE TOBAGO HOUSE OF ASSEMBLY, 2005  
Electoral District of LAMBEAU/SIGNAL HILL

POLLING DIVISION	POLLING STATION	VOTES POLLED FOR EACH CANDIDATE				REJECTED BALLOTS	VOTES CAST	ELECTORAL LIST
NUMBER	ADDRESS	NELSON, BARRY (MAPP) D.A.C.	STONE, JONATHAN IND.	THOMAS, JUNIOR BARRINGTON IND.	WILLIAMS, OSWALD P.N.M.	NUMBER AT EACH POLLING STATION	NUMBER AT EACH POLLING STATION	NUMBER OF NAMES ON LIST BY POLLING DIVISION
4880-01	SIGNAL HILL SECONDARY COMP. SCHOOL SIGNAL HILL ROAD SIGNAL HILL	94	8	1	112	1	218	778
4880-02	SIGNAL HILL SECONDARY COMP. SCHOOL SIGNAL HILL ROAD SIGNAL HILL	82	15	1	102	2	202	-
4881-01	PATIENCE HILL GOV'T PRIMARY SCHOOL WINCHESTER TRACE PATIENCE HILL	72	4	1	154	1	232	900
4881-02	PATIENCE HILL GOV'T PRIMARY SCHOOL WINCHESTER TRACE PATIENCE HILL	45	8	0	178	0	231	-
4885	LAMBEAU ANGLICAN PRIMARY SCHOOL LAMBEAU VILLAGE STREET LAMBEAU	35	2	0	127	0	164	345
* 4886	LAMBEAU ANGLICAN PRIMARY SCHOOL LAMBEAU VILLAGE STREET LAMBEAU	41	5	0	128	0	172	283
4887	LAMBEAU ANGLICAN PRIMARY SCHOOL LAMBEAU VILLAGE STREET LAMBEAU	111	1	1	186	1	310	642
4891	BISHOP'S HIGH SCHOOL MT. MARIE ROAD SCARBOROUGH	57	3	1	135	1	197	400
	TOTALS	537	48	5	1130	6	1724	3348

\* - Polling Station where the ballots cast by Special Electors were intermixed (Rule 93, of the Election Rules)

I hereby certify that the foregoing is a Statement of the Poll showing the number of votes cast for each Candidate, and do on this 18th day of January, 2005  
declare OSWALD WILLIAMS elected.

IVOR ALLUM  
RETURNING OFFICER  
ELECTORAL DISTRICT OF LAMBEAU/SIGNAL HILL



Appendix 1  
ELECTIONS TO THE TOBAGO HOUSE OF ASSEMBLY, 2005  
Electoral District of SCARBOROUGH/CALDER HALL

POLLING DIVISION	POLLING STATION	VOTES POLLED FOR EACH CANDIDATE				REJECTED BALLOTS	VOTES CAST	ELECTORAL LIST
NUMBER	ADDRESS	ARNOLD, ANTHONY ROOSEVELT IND.	BOBB, JUDY MICHELLE D.A.C.	LONDON, ORVILLE D. P.N.M.		NUMBER AT EACH POLLING STATION	NUMBER AT EACH POLLING STATION	NUMBER OF NAMES ON LIST BY POLLING DIVISION
4900	HARMON S.D.A. HIGH SCHOOL NORTHSIDE ROAD, ROCKLEY VALE SCARBOROUGH	6	93	172		1	272	582
* 4901	HARMON S.D.A. HIGH SCHOOL NORTHSIDE ROAD, ROCKLEY VALE SCARBOROUGH	11	79	168		0	258	443
4905	MT. GRACE COMMUNITY CENTRE COR. MT. GRACE TRACE & PROVIDENCE RD. MT. GRACE	20	73	234		1	328	690
4910-01	ST. ANDREW'S ANGLICAN PRIMARY SCHOOL CALDER HALL ROAD CALDER HALL	12	54	144		1	211	830
4910-02	ST. ANDREW'S ANGLICAN PRIMARY SCHOOL CALDER HALL ROAD CALDER HALL	12	63	138		0	213	-
4945	MASON HALL COMMUNITY CENTRE NORTHSIDE ROAD MASON HALL	6	186	183		1	378	867
	TOTALS	67	548	1039		4	1658	3212

\* - Polling Station where the ballots cast by Special Electors were Intermixed ( Rule 63, of the Election Rules )

I hereby certify that the foregoing is a Statement of the Poll showing the number of votes cast for each Candidate, and do on this 18th day of January, 2005  
declare ORVILLE D. LONDON elected.

IVOR ALLUM  
RETURNING OFFICER  
ELECTORAL DISTRICT OF SCARBOROUGH/CALDER HALL

ELECTIONS TO THE TOBAGO HOUSE OF ASSEMBLY, 2005

SUMMARY

ELECTORAL DISTRICT	NO. OF NAMES ON ELECTORAL LIST	VALID VOTES POLLED	REJECTED BALLOTS	TOTAL BALLOTS CAST	CANDIDATES DECLARED ELECTED AND THEIR PARTY AFFILIATIONS	VOTES CAST FOR ELECTED CANDIDATE
BETHEL/MT. IRVINE	3,207	1,840	7	1,847	WHITNEY ALFRED P.N.M.	1010
BUCCOO/MOUNT PLEASANT	3,136	1,556	5	1,561	ALBERT PILGRIM P.N.M.	1100
CANAAN/BON ACCORD	3,031	1,505	2	1,507	FRANK ROBERTS P.N.M.	824
BLACK ROCK/WHIM/SPRING GARDEN	3,523	1,830	3	1,833	CLAUDIA GROOME-DUKE P.N.M.	1146
PLYMOUTH/GOLDEN LANE	3,156	1,944	12	1,956	GODWIN ADAMS P.N.M.	1070
PROVIDENCE/MASON HALL/MORIAH	3,360	1,874	5	1,879	ASHWORTH M. JACK D.A.C.	931
BELLE GARDEN/GOODWOOD	3,333	1,801	6	1,807	WENDELL BERKLEY P.N.M.	1018
PARLATUVIER/L'ANSE FOURMI/SPEYSIDE	3,133	1,757	19	1,776	ALDINGTON SPENCER P.N.M.	1031
ROXBOROUGH/DELA FORD	3,119	1,754	12	1,766	HILTON SANDY P.N.M.	1039
BACOLET/MOUNT ST. GEORGE	3,050	1,687	12	1,699	CYNTHIA L. ALFRED P.N.M.	845
LAMBEAU/SIGNAL HILL	3,348	1,718	6	1,724	OSWALD WILLIAMS P.N.M.	1130
SCARBOROUGH/CALDER HALL	3,212	1,654	4	1,658	ORVILLE D. LONDON P.N.M.	1039
TOTALS	38,608	20,920	93	21,013		

PEOLPE'S NATIONAL MOVEMENT

— 11 Seats

DEMOCRATIC ACTION CONGRESS

— 1 Seat

## APPENDIX 11

## ELECTIONS TO THE TOBAGO HOUSE OF ASSEMBLY, 2005

NUMBER OF NAMES ON THE REVISED LISTS OF ELECTORS  
AND ON THE LISTS OF SPECIAL ELECTORS

ELECTORAL DISTRICT	NUMBER OF NAMES ON THE REVISED LIST OF ELECTORS	NUMBER OF NAMES ON THE LIST OF SPECIAL ELECTORS	TOTAL NUMBER OF NAMES ON COMBINED LISTS
BETHEL/MT. IRVINE	3,162	45	3,207
BUCCOO/MOUNT PLEASANT	3,089	47	3,136
CANAAN/BON ACCORD	2,998	33	3,031
BLACK ROCK/WHIM/SPRING GARDEN	3,480	43	3,523
PLYMOUTH/GOLDEN LANE	3,110	46	3,156
PROVIDENCE/MASON HALL/MORIAH	3,309	51	3,360
BELLE GARDEN/GOODWOOD	3,291	42	3,333
PARLATUVIER/L'ANSE FOURMI/SPEYSIDE	3,085	48	3,133
ROXBOROUGH/DELA FORD	3,068	51	3,119
BACOLET/MOUNT ST. GEORGE	3,000	50	3,050
LAMBEAU/SIGNAL HILL	3,312	36	3,348
SCARBOROUGH/CALDER HALL	3,172	40	3,212
TOTALS	38,076	532	38,608

## APPENDIX 111

## ELECTIONS TO THE TOBAGO HOUSE OF ASSEMBLY, 2005

PERCENTAGE OF VOTES CAST AGAINST THE ELECTORATE  
IN EACH ELECTORAL DISTRICT

ELECTORAL DISTRICT	NUMBER OF ELECTORS	VOTES CAST	
		NUMBER	PERCENTAGE OF ELECTORATE
BETHEL/MT. IRVINE	3,207	1,847	57.59
BUCCOO/MOUNT PLEASANT	3,136	1,561	49.78
CANAAN/BON ACCORD	3,031	1,507	49.72
BLACK ROCK/WHIM/SPRING GARDEN	3,523	1,833	52.03
PLYMOUTH/GOLDEN LANE	3,156	1,956	61.98
PROVIDENCE/MASON HALL/MORIAH	3,360	1,879	55.92
BELLE GARDEN/GOODWOOD	3,333	1,807	54.22
PARLATUVIER/L'ANSE FOURMI/SPEYSIDE	3,133	1,776	56.69
ROXBOROUGH/DELAFFORD	3,119	1,766	56.62
BACOLET/MOUNT ST. GEORGE	3,050	1,699	55.70
LAMBEAU/SIGNAL HILL	3,348	1,724	51.49
SCARBOROUGH/CALDER HALL	3,212	1,658	51.62
TOTALS	38,608	21,013	54.43

APPENDIX IV  
ELECTIONS TO THE TOBAGO HOUSE OF ASSEMBLY, 2005  
ANALYSIS OF VOTES RECEIVED BY EACH POLITICAL PARTY, INDEPENDENT CANDIDATE  
AND REJECTED BALLOTS

ELECTORAL DISTRICT	TOTAL NUMBER OF VOTES CAST	REJECTED BALLOTS	VALID VOTES POLLED	P.N.M.		D.A.C.		N.A.R.		IND.		IND.	
				NO. OF VOTES	%	NO. OF VOTES	%	NO. OF VOTES	%	NO. OF VOTES	%	NO. OF VOTES	%
BETHEL/MT. IRVINE	1,847	7	1,840	1010	54.89	830	45.11						
BUCCOO/MOUNT PLEASANT	1,561	5	1,556	1100	70.69	456	29.31						
CANAAN/BON ACCORD	1,507	2	1,505	824	54.75	592	39.34			89	5.91		
BLACK ROCK/WHIM/SPRING GARDEN	1,833	3	1,830	1146	62.62	684	37.38						
PLYMOUTH/GOLDEN LANE	1,956	12	1,944	1070	55.04	874	44.96						
PROVIDENCE/MASON HALL/MORIAH	1,879	5	1,874	885	47.23	931	49.68	58	3.09				
BELLE GARDEN/GOODWOOD	1,807	6	1,801	1018	56.52	718	39.87	65	3.61				
PARLATUVIER/L'ANSE FOURMI/SPEYSIDE	1,776	19	1,757	1031	58.68	726	41.32						
ROXBOROUGH/DELAFORE	1,766	12	1,754	1039	59.24	715	40.76						
BACOLET/MOUNT ST. GEORGE	1,699	12	1,687	845	50.09	842	49.91						
LAMBEAU/SIGNAL HILL	1,724	6	1,718	1130	65.77	537	31.26			46	2.68	5	0.29
SCARBOROUGH/CALDER HALL	1,656	4	1,654	1039	62.82	548	33.13			67	4.05		
TOTALS	21,013	93	20,920	12,137	58.02	8,453	40.41	123	0.59	202	0.97	5	0.02

## APPENDIX V

ELECTIONS TO THE TOBAGO HOUSE OF ASSEMBLY, 2005  
 AVERAGE NUMBER OF VOTES CAST AT POLLING STATIONS  
 IN EACH ELECTORAL DISTRICT

ELECTORAL DISTRICT	NO. OF POLLING STATIONS	NO. OF ELECTORS	AVERAGE PER POLLING STATION	NO. OF VOTERS	AVERAGE PER POLLING STATION
BETHEL/MT. IRVINE	7	3,207	458	1,847	264
BUCCOO/MOUNT PLEASANT	7	3,138	448	1,561	223
CANAAN/BON ACCORD	7	3,031	433	1,507	215
BLACK ROCK/WHIM/SPRING GARDEN	8	3,523	440	1,833	229
PLYMOUTH/GOLDEN LANE	7	3,156	451	1,956	279
PROVIDENCE/MASON HALL/MORIAH	8	3,360	420	1,879	235
BELLE GARDEN/GOODWOOD	7	3,333	476	1,807	258
PARLATUVIER/L'ANSE FOURMI/SPEYSIDE	9	3,133	348	1,776	197
ROXBOROUGH/DELAFFORD	7	3,119	446	1,766	252
BACOLET/MOUNT ST. GEORGE	8	3,050	381	1,699	212
LAMBEAU/SIGNAL HILL	8	3,348	419	1,724	216
SCARBOROUGH/CALDER HALL	6	3,212	535	1,658	276
TOTALS	89	38,608	434	21,013	236

## APPENDIX VI

## ELECTIONS TO THE TOBAGO HOUSE OF ASSEMBLY, 2005

## VOTING RESULTS IN EACH ELECTORAL DISTRICT WITH MAJORITIES OF WINNERS

ELECTORAL DISTRICT	PARTY AFFILIATION	VOTES CAST FOR CANDIDATES	PERCENTAGE OF VOTES CAST FOR CANDIDATES	MAJORITY OF FIRST OVER SECOND
<b>BETHEL/MT. IRVINE</b>  WHITNEY ALFRED HARRISFORD MC MILLAN REJECTED BALLOTS	P.N.M.	1010	54.68	180
	D.A.C.	830	44.94	
		7	0.38	
TOTAL VOTES CAST		1,847	100.00	
<b>BUCCOO/MOUNT PLEASANT</b>  ALBERT PILGRIM TERRENCE HOLMES REJECTED BALLOTS	P.N.M.	1100	70.47	644
	D.A.C.	456	29.21	
		5	0.32	
TOTAL VOTES CAST		1,561	100.00	
<b>CANAAN/BON ACCORD</b>  FRANK ROBERTS GEORGE ARCHER ROLLY QUACCOO REJECTED BALLOTS	P.N.M.	824	54.68	232
	D.A.C.	592	39.28	
	IND.	89	5.91	
		2	0.13	
TOTAL VOTES CAST		1,507	100.00	
<b>BLACK ROCK/WHIM/SPRING GARDEN</b>  CLAUDIA GROOME-DUKE GEORGE GRAHAM REJECTED BALLOTS	P.N.M.	1146	62.52	462
	D.A.C.	684	37.32	
		3	0.16	
TOTAL VOTES CAST		1,833	100.00	

## APPENDIX VI

## ELECTIONS TO THE TOBAGO HOUSE OF ASSEMBLY, 1996

## VOTING RESULTS IN EACH ELECTORAL DISTRICT WITH MAJORITIES OF WINNERS

ELECTORAL DISTRICT	PARTY AFFILIATION	VOTES CAST FOR CANDIDATES	PERCENTAGE OF VOTES CAST FOR CANDIDATES	MAJORITY OF FIRST OVER SECOND
PLYMOUTH/GOLDEN LANE  GODWIN ADAMS HOCHOY A. CHARLES REJECTED BALLOTS	P.N.M.	1070	54.70	196
	D.A.C.	874	44.88	
		12	0.62	
TOTAL VOTES CAST		1,956	100.00	
PROVIDENCE/MASON HALL/MORIAH  ASHWORTH M. JACK RENNISON QUASHIE CHRISTO G. GIFT REJECTED BALLOTS	D.A.C.	931	49.55	46
	P.N.M.	885	47.10	
	N.A.R.	58	3.09	
		5	0.26	
TOTAL VOTES CAST		1,879	100.00	
BELLE GARDEN/GOODWOOD  WENDELL BERKLEY TRACY. N. TOBIAS JASON E. NANCIS REJECTED BALLOTS	P.N.M.	1018	56.34	300
	D.A.C.	718	39.73	
	N.A.R.	65	3.60	
		6	0.33	
TOTAL VOTES CAST		1,807	100.00	
PARLATUVIER/L'ANSE FOURMI/SPEYSIDE  ALDINGTON SPENCER ANTHONY K. CHRISTMAS REJECTED BALLOTS	P.N.M.	1031	58.05	305
	D.A.C.	726	40.88	
		19	1.07	
TOTAL VOTES CAST		1,776	100.00	



## APPENDIX VI

## ELECTIONS TO THE TOBAGO HOUSE OF ASSEMBLY, 1996

## VOTING RESULTS IN EACH ELECTORAL DISTRICT WITH MAJORITIES OF WINNERS

ELECTORAL DISTRICT	PARTY AFFILIATION	VOTES CAST FOR CANDIDATES	PERCENTAGE OF VOTES CAST FOR CANDIDATES	MAJORITY OF FIRST OVER SECOND
ROXBOROUGH/DELAFOURD  HILTON SANDY CECIL W. CARUTH REJECTED BALLOTS	P.N.M.	1039	58.83	324
	D.A.C.	715	40.49	
		12	0.68	
TOTAL VOTES CAST		1,766	100.00	
BACOLET/MOUNT ST. GEORGE  CYNTHIA L. ALFRED ORVILLE C. JORDAN REJECTED BALLOTS	P.N.M.	845	49.74	3
	D.A.C.	842	49.56	
		12	0.70	
TOTAL VOTES CAST		1,699	100.00	
LAMBEAU/SIGNAL HILL  OSWALD WILLIAMS BARRY NELSON JONATHAN STONE JUNIOR BARRINGTON THOMAS REJECTED BALLOTS	P.N.M.	1130	65.55	593
	D.A.C.	537	31.15	
	IND.	46	2.67	
	IND.	5	0.29	
		6	0.34	
TOTAL VOTES CAST		1,724	100.00	
SCARBOROUGH/CALDER HALL  ORVILLE D. LONDON JUDY M. BOBB ANTHONY R. ARNOLD REJECTED BALLOTS	P.N.M.	1039	62.67	491
	D.A.C.	548	33.05	
	IND.	67	4.04	
		4	0.24	
TOTAL VOTES CAST		1,658	100.00	

APPENDIX VII

ELECTIONS TO THE TOBAGO HOUSE OF ASSEMBLY, 2005

NAMES, ADDRESSES, OCCUPATIONS AND PARTY AFFILIATIONS OF CANDIDATES NOMINATED FOR EACH ELECTORAL DISTRICT

IN COLUMN HEADED "PARTY AFFILIATION" THE ABBREVIATIONS HAVE THE FOLLOWING MEANINGS :-

P.N.M. - People's National Movement  
N.A.R. - National Alliance for Reconstruction  
D.A.C. - Democratic Action Congress  
IND. - Independent (i.e. no Party Affiliation)

ELECTORAL DISTRICT	CANDIDATE'S NAME	ADDRESS	OCCUPATION	PARTY AFFILIATION	SYMBOL
BETHEL MT. IRVINE	WHITNEY ALFRED HARRISFORD MC MILLAN	BETHEL, TOBAGO SIGNAL HILL, TOBAGO	EDUCATIONAL PLANNER MUSICIAN	P.N.M. D.A.C.	BALISIER FLOWER OPEN BOOK
BUCCOO/MOUNT PLEASANT	TERRENCE HOLMES ALBERT PILGRIM	HAMPDEN/LOWLANDS #38 LAMBEAU-SIGNAL HILL RD. SIGNAL HILL	FISHERIES ASSISTANT PUBLIC SERVANT	D.A.C. P.N.M.	OPEN BOOK BALISIER FLOWER
CANAAN/BON ACCORD	GEORGE ARCHER ROLLY QUACCOO FRANK ROBERTS	BON ACCORD, TOBAGO HAMPDEN, TOBAGO GOLDEN GROVE ROAD, CANAAN, TOBAGO	BUSINESSMAN BUSINESSMAN SENIOR ECONOMIST	D.A.C. IND. P.N.M.	OPEN BOOK THE HEART BALISIER FLOWER
BLACK ROCK/WHIM/SPRING GARDEN	GEORGE GRAHAM CLAUDIA GROOME-DUKE	UNION VILLAGE #111 SPRING GARDEN TR., SPRING GARDEN	ENVIRONMENTAL CONSULTANT TECHNICAL ADVISER	D.A.C. P.N.M.	OPEN BOOK BALISIER FLOWER
PLYMOUTH/GOLDEN LANE	GODWIN ADAMS HOCHOY ALEXANDER CHARLES	#15 GUY STREET, CANAAN GOLDEN LANE, TOBAGO	ENGINEERING ASSISTANT ENTREPRENEUR	P.N.M. D.A.C.	BALISIER FLOWER OPEN BOOK
PROVIDENCE/MASON HALL/MORIAH	CHRISTO GERARD GIFT ASHWORTH MICHAEL JACK RENNISON QUASHIE	#11 HARMONY HALL TRACE #14 JACK AVENUE, MT. GRACE, TOBAGO #40 OLD ROAD, SCARBOROUGH	ATTORNEY-AT-LAW ENTREPRENEUR TEACHER	N.A.R. D.A.C. P.N.M.	A-BEAM OPEN BOOK BALISIER FLOWER
BELLE GARDEN/GOODWOOD	WENDELL BERKLEY JASON EDGAR NANCIS TRACY NATHALIE TOBIAS	LOUIS D'OR 19-21 TOP ROAD, PEMBROKE JAMES STREET, GOODWOOD, TOBAGO	AGRICULTURAL ASSISTANT 1 SELF EMPLOYED ACCOUNTING TECHNICIAN	P.N.M. N.A.R. D.A.C.	BALISIER FLOWER A-BEAM OPEN BOOK
PARLATUVIER/ L'ANSE FOURMIS/PEYSIDE	ANTHONY KNOLLY CHRISTMAS ALDINGTON SPENCER	#10 SARGEANT CAIN TRACE, SCARBOROUGH TOP HILL STREET, PEYSIDE	BUSINESS CONSULTANT RETIRED NURSE	D.A.C. P.N.M.	OPEN BOOK BALISIER FLOWER
ROXBOROUGH/DELAFORE	CECIL W. CARUTH HILTON SANDY	PROSPECT, TOBAGO BACOLET GARDENS	EDUCATOR TECHNICIAN	D.A.C. P.N.M.	OPEN BOOK BALISIER FLOWER
BACOLET/MOUNT ST. GEORGE	CYNTHIA LORETTA ALFRED ORVILLE CLYDE JORDAN	#51 BACK STREET, MT. ST. GEORGE CARNBEE, TOBAGO	RET. PUBLIC SERVANT RET. PUBLIC SERVANT	P.N.M. D.A.C.	BALISIER FLOWER OPEN BOOK
LAMBEAU/SIGNAL HILL	BARRY (MAPPA) NELSON JONATHAN STONE JUNIOR BARRINGTON THOMAS OSWALD WILLIAMS	SIGNAL HILL, TOBAGO PATIENCE HILL, TOBAGO LAMBEAU, TOBAGO #96 PICCADILLY ROAD, SIGNAL HILL	PUBLIC SERVANT TAXI DRIVER MINISTER OF RELIGION EXECUTIVE OFFICER	D.A.C. IND. IND. P.N.M.	OPEN BOOK THE STAR THE ARROW BALISIER FLOWER
SCARBOROUGH/CALDER HALL	ANTHONY ROOSEVELT ARNOLD JUDY MICHELLE BOBB ORVILLE D. LONDON	#2 SARGEANT CAIN, CALDER HALL ROAD #13 CALDER HALL BRANCH TRACE, TOBAGO MILFORD ROAD, LOWLANDS	ATTORNEY-AT-LAW MANAGER CHIEF SECRETARY	IND. D.A.C. P.N.M.	THE HOUSE OPEN BOOK BALISIER FLOWER

APPENDIX VIII  
ELECTIONS TO THE TOBAGO HOUSE OF ASSEMBLY, 2005  
LIST OF RETURNING OFFICERS AND ELECTION CLERKS

ELECTORAL DISTRICT	NAME OF RETURNING OFFICER	OCCUPATION	NAME OF ELECTION CLERK	OFFICIAL ADDRESS
BETHEL/MT. IRVINE	RAWLE MITCHELL	VALUATION OFFICER	TRACY JAMES	47 NORTHSIDE ROAD, ROCKLY VALE, SCARBOROUGH, TOBAGO.
BUCCOO/MOUNT PLEASANT	RAWLE MITCHELL	VALUATION OFFICER	TRACY JAMES	
CANAAN/BON ACCORD	RAWLE MITCHELL	VALUATION OFFICER	TRACY JAMES	
BLACK ROCK/WHIM/SPRING GARDEN	ESTHER BENJAMIN	BUDGET ANALYST III	RICHARD PARISIENNE	51 NORTHSIDE ROAD, ROCKLY VALE, SCARBOROUGH, TOBAGO.
PLYMOUTH/GOLDEN LANE	ESTHER BENJAMIN	BUDGET ANALYST III	RICHARD PARISIENNE	
PROVIDENCE/MASON HALL/MORIAH	ESTHER BENJAMIN	BUDGET ANALYST III	RICHARD PARISIENNE	
BELLE GARDEN/GOODWOOD	MICHAEL ROBLEY	VALUATION OFFICER	RONDON GEORGE	VALUATION DIVISION, QUARTERS 84, FORT STREET, SCARBOROUGH, TOBAGO.
PARLATUVIERA/L'ANSE FOURMI/SPEYSIDE	MICHAEL ROBLEY	VALUATION OFFICER	RONDON GEORGE	
ROXBOROUGH/DELAFFORD	MICHAEL ROBLEY	VALUATION OFFICER	RONDON GEORGE	
BACOLET/MOUNT ST. GEORGE	IVOR ALLUM	RETIRED PUBLIC SERVANT	MARLENE I. ALFRED	51 NORTHSIDE ROAD, ROCKLY VALE, SCARBOROUGH, TOBAGO.
LAMBEAU/SIGNAL HILL	IVOR ALLUM	RETIRED PUBLIC SERVANT	MARLENE I. ALFRED	
SCARBOROUGH/CALDER HALL	IVOR ALLUM	RETIRED PUBLIC SERVANT	MARLENE I. ALFRED	

APPENDIX IX

ELECTIONS TO THE TOBAGO HOUSE OF ASSEMBLY, 2005

A COMPARISON OF VOTES CAST AT TOBAGO HOUSE OF ASSEMBLY ELECTIONS, 1980 - 2005

	1980	1984	1988	1992	1996	2001	2005
Number of Electoral Districts	12	12	12	12	12	12	12
Number of Names on Revised List of Electors	24141	28220	31224	31503	34245	37616	38608
Number of Votes Cast	15990	19786	16720	17860	15034	22619	21013
Number of Votes Accepted	15895	19663	16660	17720	14931	22469	20920
Number of Votes Rejected	95	123	60	140	103	150	93
Percentage of the Electorate that voted	66.24	70.11	53.55	56.69	43.90	60.13	54.43

## APPENDIX X

## ELECTIONS TO THE TOBAGO HOUSE OF ASSEMBLY, 2005

COMPOSITION OF THE SUPPLEMENTAL LIST AND ITS DISTRIBUTION  
ACCORDING TO ELECTORAL DISTRICTS

ELECTORAL DISTRICT	REVISED LIST OF ELECTORS AS AT 2004-12-15	SUPPLEMENTAL LIST 2004-12-29		TOTAL ELECTORATE
		ADDITIONS	DELETIONS	
BETHEL/MT. IRVINE	3,210	0	3	3,207
BUCCOO/MOUNT PLEASANT	3,136	0	0	3,136
CANAAN/BON ACCORD	3,031	1	1	3,031
BLACK ROCK/WHIM/SPRING GARDEN	3,527	2	6	3,523
PLYMOUTH/GOLDEN LANE	3,156	0	2	3,156
PROVIDENCE/MASON HALL/MORIAH	3,361	2	3	3,360
BELLE GARDEN/GOODWOOD	3,332	1	0	3,333
PARLATUVIER/L'ANSE FOURMI/SPEYSIDE	3,132	2	1	3,133
ROXBOROUGH/DELA FORD	3,119	0	0	3,119
BACOLET/MOUNT ST. GEORGE	3,051	0	1	3,050
LAMBEAU/SIGNAL HILL	3,344	4	0	3,348
SCARBOROUGH/CALDER HALL	3,214	1	3	3,212
TOTALS	38,815	13	20	38,808