



REPUBLIC OF  
TRINIDAD AND TOBAGO

**REPORT OF**  
**THE ELECTIONS AND BOUNDARIES COMMISSION**  
**ON THE**  
**TOBAGO HOUSE OF ASSEMBLY ELECTIONS**  
**HELD ON**  
**MONDAY 29<sup>TH</sup> JANUARY, 2001**

**REPORT OF**

**THE ELECTIONS AND BOUNDARIES COMMISSION**

**ON THE**

**TOBAGO HOUSE OF ASSEMBLY ELECTIONS**

**HELD ON**

**MONDAY 29<sup>TH</sup> JANUARY , 2001**

---



# Elections and Boundaries Commission

SCOTT HOUSE, 134-138 FREDERICK STREET, PORT OF SPAIN, REPUBLIC OF TRINIDAD AND TOBAGO.

Tel: 1 (868) 623-8320; 4622. Fax: 627-7881. Hotlines: 627-1516; 0745

## REPORT

**Of the Elections and Boundaries Commission on the**

**Tobago House of Assembly Elections held on**

**January 29, 2001**

## GIVING :

- (a) the number of votes polled for each candidate,  
by polling divisions;
  - (b) the number of rejected ballots;
  - (c) the number of names on the revised list of electors  
and on the list of special electors;
  - (d) any other information that it may deem fit to include
-

### III

		Page(s)
	<b>CONTENTS</b>	
	Submission of Report to the Minister Responsible for Local Government	V-VII
<b>APPENDIX 1</b>	showing the number of votes polled for each candidate by polling division and the number of rejected ballots in the following Electoral Districts:	
	CANAAN/BON ACCORD	1
	BUCCOO/LAMBEAU	2
	BETHEL/PATIENCE HILL	3
	BLACK ROCK/WHIM	4
	PLYMOUTH/GOLDEN LANE	5
	MORIAH/PARLATUVIER	6
	L'ANSE FOURMI/SPEYSIDE	7
	ROXBOROUGH/DELA FORD	8
	BELLE GARDEN/GOODWOOD	9
	PROVIDENCE/CALDER HALL	10
	BACOLET/MOUNT ST. GEORGE	11
	SCARBOROUGH/SIGNAL HILL	12
	SUMMARY OF APPENDIX 1	13
<b>APPENDIX 11</b>	showing the number of names on - (i) the Revised List; and (ii) the List of Special Electors	14
<b>APPENDIX 111</b>	Percentage of votes cast in each Electoral District	15
<b>APPENDIX IV</b>	Analysis of votes received by each political party, and rejected ballots	16
<b>APPENDIX V</b>	Average number of votes cast at polling stations in each Electoral District	17
<b>APPENDIX VI</b>	Voting results in each Electoral District with majorities of winners	18-20
<b>APPENDIX VII</b>	Names, addresses, occupations and party affiliations of candidates nominated for each Electoral District	21
<b>APPENDIX VIII</b>	List of Returning Officers and Election Clerks	22
<b>APPENDIX IX</b>	A comparison of votes cast at Tobago House of Assembly Elections 1980 - 2001	23



# Elections and Boundaries Commission

SCOTT HOUSE, 134-138 FREDERICK STREET, PORT OF SPAIN, REPUBLIC OF TRINIDAD AND TOBAGO.

Tel: 1 (868) 623-8320; 4622. Fax: 627-7881. Hotlines: 627-1516; 0745

May 29, 2001.

The Honourable Carlos John,  
Minister of Local Government,  
Kent House,  
Long Circular Road,  
Maraval.

Sir,

Rule 108(6) of the Election Rules made under section 161(1) of the Representation of the People Act Chapter 2:01 prescribes in effect, that the Elections and Boundaries Commission (the Commission) shall immediately after each election "cause to be printed a report giving:-

- (a) the number of votes polled for each candidate, by polling division;
- (b) the number of rejected ballots;
- (c) the number of names on the revised list and on the list of special electors; and
- (d) any other information that it may deem fit to include therein; and,


shall forthwith forward a copy of the report to the persons respectively set out in subrule (5) (b).” The persons set out in the said subrule (5) (b) as being the persons to whom a copy of the report should be sent in the case of a Tobago House of Assembly Election, are the Minister and the Chief Administrator of the Tobago House of Assembly.

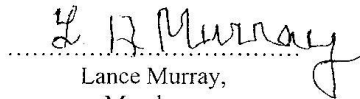
In compliance therewith, the Commission now submits to you its printed Report on the Tobago House of Assembly Elections held on January 29, 2001. It sets out in Appendix I the number of votes polled for each candidate by polling division and the number of rejected ballots; and in Appendix II the number of names on the revised list and on the list of special electors.


The information contained in Appendices III, IV, VI, VII, VIII and IX is submitted under rule 108(6)(d).


---

Yours faithfully,

  
.....  
Oswald Wilson,  
Chairman.

  
.....  
Lance Murray,  
Member.

  
.....  
Norbert Masson,  
Member.

  
.....  
Raoul John,  
Member.

  
.....  
Mark Ramkerrysingh,  
Member.

---

## ELECTIONS TO THE TOBAGO HOUSE OF ASSEMBLY, 2001

## Electoral District of CANAAN/BON ACCORD

POLLING DIVISION	POLLING STATION	VOTES POLLED FOR EACH CANDIDATE				REJECTED BALLOTS	VOTES CAST	ELECTORAL LIST
NUMBER	ADDRESS	ADAMS, CLYDE HERNAN N.A.R.	CHAPMAN-SMITH, TRISTAN P.E.P.	DOUGLAS, CURTIS CECIL U.N.C.	SMITH, LENNOX P.N.M.	NUMBER AT EACH POLLING STATION	NUMBER AT EACH POLLING STATION	NUMBER OF NAMES ON LIST BY POLLING DIVISION
4845	BON ACCORD GOVT PRIMARY SCHOOL MILFORD ROAD BON ACCORD	81	11	25	227	0	344	597
4846	BON ACCORD GOVT PRIMARY SCHOOL MILFORD ROAD BON ACCORD	173	10	33	188	1	405	709
4847-01	BON ACCORD GOVT PRIMARY SCHOOL MILFORD ROAD BON ACCORD	122	15	18	91	3	249	799
*4847-02	BON ACCORD GOVT PRIMARY SCHOOL MILFORD ROAD BON ACCORD	111	15	21	115	0	262	
4850	BON ACCORD SECONDARY SCHOOL MILFORD ROAD BON ACCORD	136	15	42	219	6	418	738
4851	BON ACCORD SECONDARY SCHOOL MILFORD ROAD BON ACCORD	106	9	11	168	1	295	526
	TOTALS	729	75	150	1008	11	1973	3369

\* - Polling Station where the ballots of Special Electors were intermixed (Rule 93, of the Election (Amendment) Rules, 1986).

I hereby certify that the foregoing is a Statement of the Poll showing the number of votes cast for each Candidate, and do on this 30th day of January, 2001 declare LENNOX SMITH elected.

RAWLE MITCHELL  
RETURNING OFFICER  
ELECTORAL DISTRICT OF CANAAN/BON ACCORD

## Appendix 1

## ELECTIONS TO THE TOBAGO HOUSE OF ASSEMBLY, 2001

## Electoral District of BUCCOO/LAMBEAU

POLLING DIVISION	POLLING STATION	VOTES POLLED FOR EACH CANDIDATE				REJECTED BALLOTS	VOTES CAST	ELECTORAL LIST
NUMBER	ADDRESS	CARRINGTON DOS SANTOS P.E.P.	DILLON-GBEKOR ANGELITA N.A.R.	McKENZIE, WILLIAM P.N.M.	THOMAS JUNIOR B. U.N.C.	NUMBER AT EACH POLLING STATION	NUMBER AT EACH POLLING STATION	NUMBER OF NAMES ON LIST BY POLLING DIVISION
4855-01	ST. PATRICK ANGLICAN PRIMARY SCHOOL ST. PATRICK CHURCH ROAD MT. PLEASANT	17	64	174	13	0	268	1032
4855-02	ST. PATRICK ANGLICAN PRIMARY SCHOOL ST. PATRICK CHURCH ROAD MT. PLEASANT	41	53	177	29	0	300	
4856	ST. PATRICK ANGLICAN PRIMARY SCHOOL ST. PATRICK CHURCH ROAD MT. PLEASANT	53	85	237	11	2	388	686
4857	BUCCOO GOVERNMENT PRIMARY SCHOOL BUCCOO SCHOOL ROAD BUCCOO POINT	6	47	118	6	0	177	304
*4860	BUCCOO GOVERNMENT PRIMARY SCHOOL BUCCOO SCHOOL ROAD BUCCOO POINT	10	46	207	11	1	275	407
4885-01	LAMBEAU ANGLICAN PRIMARY SCHOOL LAMBEAU VILLAGE STREET LAMBEAU	12	39	169	27	0	247	1042
4885-02	LAMBEAU ANGLICAN PRIMARY SCHOOL LAMBEAU VILLAGE STREET LAMBEAU	19	59	178	52	3	311	
	TOTALS	158	393	1260	149	6	1966	3471

\* - Polling Station where the ballots of Special Electors were intermixed (Rule 93, of the Election (Amendment) Rules, 1986).

I hereby certify that the foregoing is a Statement of the Poll showing the number of votes cast for each Candidate, and do on this 30th day of January, 2001 declare WILLIAM McKENZIE elected.

RAWLE MITCHELL  
RETURNING OFFICER  
ELECTORAL DISTRICT OF BUCCOO/LAMBEAU



## Appendix 1

## ELECTIONS TO THE TOBAGO HOUSE OF ASSEMBLY, 2001

## Electoral District of BETHEL/PATIENCE HILL

POLLING DIVISION	POLLING STATION	VOTES POLLED FOR EACH CANDIDATE			REJECTED BALLOTS	VOTES CAST	ELECTORAL LIST
NUMBER	ADDRESS	BENJAMIN WILLIAM P.N.M.	CAESAR-MOORE MIRIAM N.A.R.	MOORE-MIGGINS, DEBORAH P.E.P.	NUMBER AT EACH POLLING STATION	NUMBER AT EACH POLLING STATION	NUMBER OF NAMES ON LIST BY POLLING DIVISION
4865-01	BETHEL COMMUNITY CENTRE BETHEL / HOPETON ROAD BETHEL	31	205	103	2	341	1121
4865-02	BETHEL COMMUNITY CENTRE BETHEL / HOPETON ROAD BETHEL	59	224	96	3	382	
4875-01	MT. GOMERY GOV'T PRIMARY SCHOOL MT. GOMERY LOCAL ROAD BETHEL	190	146	87	1	424	1382
4875-02	MT. GOMERY GOV'T PRIMARY SCHOOL MT. GOMERY LOCAL ROAD BETHEL	179	134	78	2	393	
4880-01	SIGNAL HILL SENIOR COMP. SCHOOL SIGNAL HILL ROAD SIGNAL HILL	111	130	19	6	266	876
*4880-02	SIGNAL HILL SENIOR COMP. SCHOOL SIGNAL HILL ROAD SIGNAL HILL	171	100	26	1	298	
	TOTALS	741	939	409	15	2104	3379

\* - Polling Station where the ballots of Special Electors were intermixed (Rule 93, of the Election (Amendment) Rules, 1986).

I hereby certify that the foregoing is a Statement of the Poll showing the number of votes cast for each Candidate, and do on this 30th day of January, 2001 declare MIRIAM CAESAR-MOORE elected.

RAWLE MITCHELL  
RETURNING OFFICER  
ELECTORAL DISTRICT OF BETHEL/PATIENCE HILL

## Appendix 1

## ELECTIONS TO THE TOBAGO HOUSE OF ASSEMBLY, 2001

## Electoral District of BLACK ROCK/WHIM

POLLING DIVISION	POLLING STATION	VOTES POLLED FOR EACH CANDIDATE				REJECTED BALLOTS	VOTES CAST	ELECTORAL LIST
NUMBER	ADDRESS	BRIZAN MICHAEL M. P.N.M.	JOEFIELD MELVA N.A.R.	PHILLIPS DESMOND U.N.C.	RAMSEY-MOORE, BEVERLEY P.E.P.	NUMBER AT EACH POLLING STATION	NUMBER AT EACH POLLING STATION	NUMBER OF NAMES ON LIST BY POLLING DIVISION
4870-01	BLACK ROCK GOVT PRIMARY SCHOOL HOPETON TRACE BLACK ROCK	181	76	21	64	0	342	1057
4870-02	BLACK ROCK GOVT PRIMARY SCHOOL HOPETON TRACE BLACK ROCK	134	66	8	86	16	310	
*4895-01	WHIM COMMUNITY CENTRE PLYMOUTH ROAD UNION VILLAGE	205	228	26	34	0	493	1288
4895-02	WHIM COMMUNITY CENTRE PLYMOUTH ROAD UNION VILLAGE	153	129	18	23	1	324	
4950	WHIM ANGLICAN PRIMARY SCHOOL PLYMOUTH ROAD MARY'S HILL	122	114	12	37	1	286	493
4951	LES COTEAUX COMMUNITY CENTRE ARNOS VALE ROAD LES COTEAUX	82	102	7	6	0	197	336
	TOTALS	877	715	92	250	18	1952	3174

\* - Polling Station where the ballots of Special Electors were intermixed (Rule 93, of the Election (Amendment) Rules, 1986).

I hereby certify that the foregoing is a Statement of the Poll showing the number of votes cast for each Candidate, and do on this 30th day of January, 2001  
declare MICHAEL M. BRIZAN elected.

ESTHER BENJAMIN  
RETURNING OFFICER  
ELECTORAL DISTRICT OF BLACK ROCK/WHIM

## ELECTIONS TO THE TOBAGO HOUSE OF ASSEMBLY, 2001

## Electoral District of PLYMOUTH/GOLDEN LANE

POLLING DIVISION	POLLING STATION	VOTES POLLED FOR EACH CANDIDATE				REJECTED BALLOTS	VOTES CAST	ELECTORAL LIST
NUMBER	ADDRESS	CHARLES HOCHOY A. N.A.R.	GRANT JOANNA U.N.C.	OSMOND MARISHA P.N.M.	WILLIAMS-ORR CERTICA P.E.P.	NUMBER AT EACH POLLING STATION	NUMBER AT EACH POLLING STATION	NUMBER OF NAMES ON LIST BY POLLING DIVISION
4955-01	ST. DAVID'S ANGLICAN PRIMARY SCHOOL COR. SHELBOURNE & COMMISSIONER STS. PLYMOUTH	67	6	172	34	3	282	898
4955-02	ST. DAVID'S ANGLICAN PRIMARY SCHOOL COR. SHELBOURNE & COMMISSIONER STS. PLYMOUTH	68	13	167	24	0	272	
*4960-01	BETHESDA GOV'T PRIMARY SCHOOL ARNOS VALE ROAD PLYMOUTH	151	9	148	15	2	325	826
4960-02	BETHESDA GOV'T PRIMARY SCHOOL ARNOS VALE ROAD PLYMOUTH	107	4	108	9	4	232	
4965	LES COTEAUX COMMUNITY CENTRE ARNOS VALE ROAD LES COTEAUX	162	14	117	9	4	306	488
4970-01	GOLDEN LANE GOV'T PRIMARY SCHOOL COTTAGE TRACE GOLDEN LANE	270	10	79	6	4	369	928
4970-02	GOLDEN LANE GOV'T PRIMARY SCHOOL COTTAGE TRACE GOLDEN LANE	232	6	61	1	0	300	
	TOTALS	1057	62	852	98	17	2086	3140

\* - Polling Station where the ballots of Special Electors were intermixed (Rule 93, of the Election (Amendment) Rules, 1986).

I hereby certify that the foregoing is a Statement of the Poll showing the number of votes cast for each Candidate, and do on this 30th day of January, 2001 declare HOCHOY A. CHARLES elected.

ESTHER BENJAMIN  
RETURNING OFFICER  
ELECTORAL DISTRICT OF PLYMOUTH/GOLDEN LANE

## Appendix 1

## ELECTIONS TO THE TOBAGO HOUSE OF ASSEMBLY, 2001

## Electoral District of MORIAH/PARLATUVIER

POLLING DIVISION	POLLING STATION	VOTES POLLED FOR EACH CANDIDATE				REJECTED BALLOTS	VOTES CAST	ELECTORAL LIST
NUMBER	ADDRESS	JACK ASHWORTH M. N.A.R.	JOHN WINSTON U.N.C.	WALKER LYRIS P.E.P.	WINCHESTER CLIFTON P.N.M.	NUMBER AT EACH POLLING STATION	NUMBER AT EACH POLLING STATION	NUMBER OF NAMES ON LIST BY POLLING DIVISION
*4940-01	MASON HALL GOVT PRIMARY SCHOOL NORTHSIDE ROAD MASON HALL	191	12	3	129	2	337	925
4940-02	MASON HALL GOVT PRIMARY SCHOOL NORTHSIDE ROAD MASON HALL	145	16	4	81	1	247	
4975	MORIAH COMMUNITY CENTRE NORTHSIDE ROAD MORIAH	176	50	3	185	2	416	681
4976	MORIAH COMMUNITY CENTRE NORTHSIDE ROAD MORIAH	70	12	2	61	1	146	237
4980	DES VIGNES ROAD GOVT PRIMARY SCHOOL DES VIGNES ROAD	139	21	1	71	0	232	392
4985	CASTARA GOVERNMENT PRIMARY SCHOOL NORTHSIDE ROAD CASTARA	132	8	10	86	2	238	410
4990	PARLATUVIER ANGLICAN SCHOOL NORTHSIDE ROAD PARLATUVIER	67	5	0	91	1	164	242
	TOTALS	920	124	23	704	9	1780	2887

\* - Polling Station where the ballots of Special Electors were intermixed (Rule 93, of the Election (Amendment) Rules, 1986).

I hereby certify that the foregoing is a Statement of the Poll showing the number of votes cast for each Candidate, and do on this 30th day of January, 2001 declare ASHWORTH M. JACK elected.

ESTHER BENJAMIN  
RETURNING OFFICER  
ELECTORAL DISTRICT OF MORIAH/PARLATUVIER

## Appendix 1

## ELECTIONS TO THE TOBAGO HOUSE OF ASSEMBLY, 2001

## Electoral District of L'ANSE FOURMI/SPEYSIDE

POLLING DIVISION	POLLING STATION	VOTES POLLED FOR EACH CANDIDATE				REJECTED BALLOTS	VOTES CAST	ELECTORAL LIST
NUMBER	ADDRESS	DICK, CARLYLE C. N.A.R.	LEWIS SHERWIN R. U.N.C.	SPENCER ALDINGTON P.N.M	SPENCER PHILOMEN P.E.P.	NUMBER AT EACH POLLING STATION	NUMBER AT EACH POLLING STATION	NUMBER OF NAMES ON LIST BY POLLING DIVISION
4995-01	BLOODY BAY COMMUNITY CENTRE NORTHSIDE ROAD BLOODY BAY	22	7	33	0	2	64	266
4995-02	L'ANSE FOURMI METHODIST SCHOOL NORTHSIDE ROAD L'ANSE FOURMI	65	6	42	3	0	116	
5000	CHARLOTTEVILLE METHODIST PRIMARY SCH. SPRING STREET CHARLOTTEVILLE	58	41	79	7	1	186	328
5005	CHARLOTTEVILLE METHODIST PRIMARY SCH. SPRING STREET CHARLOTTEVILLE	119	52	212	5	2	390	644
5010-01	ST. JOHN'S ANGLICAN SCHOOL WINDWARD ROAD SPEYSIDE	97	28	117	20	5	267	810
5010-02	ST. JOHN'S ANGLICAN SCHOOL WINDWARD ROAD SPEYSIDE	84	29	94	8	3	218	
5020	DELAFORD R.C. PRIMARY SCHOOL WINDWARD ROAD DELAFORD	91	18	120	0	3	232	385
*5025	DELAFORD COMMUNITY CENTRE WINDWARD ROAD DELAFORD	101	21	81	2	0	205	297
	TOTALS	637	202	778	45	16	1678	2730

\* - Polling Station where the ballots of Special Electors were intermixed (Rule 93, of the Election (Amendment) Rules, 1986).

I hereby certify that the foregoing is a Statement of the Poll showing the number of votes cast for each Candidate, and do on this 30th day of January, 2001  
declare ALDINGTON SPENCER elected.

MICHAEL ROBLEY  
RETURNING OFFICER  
ELECTORAL DISTRICT OF L'ANSE FOURMI/SPEYSIDE

## ELECTIONS TO THE TOBAGO HOUSE OF ASSEMBLY, 2001

## Electoral District of ROXBOROUGH/DELAFORD

POLLING DIVISION	POLLING STATION	VOTES POLLED FOR EACH CANDIDATE				REJECTED BALLOTS	VOTES CAST	ELECTORAL LIST
NUMBER	ADDRESS	CARUTH, CECIL W. N.A.R.	POWDER ALLAN P.N.M.	PRICE ANTHONY U.N.C.	REID CASIMIR P.E.P.	NUMBER AT EACH POLLING STATION	NUMBER AT EACH POLLING STATION	NUMBER OF NAMES ON LIST BY POLLING DIVISION
5030	ST. PAUL'S ANGLICAN SCHOOL WINDWARD ROAD DELAFORD	134	119	34	12	5	304	472
5035-01	EBENEZER METHODIST PRIMARY SCHOOL WINDWARD ROAD BETSY'S HOPE	117	74	74	12	0	277	949
*5035-02	EBENEZER METHODIST PRIMARY SCHOOL WINDWARD ROAD BETSY'S HOPE	114	108	73	22	2	319	
5040-01	ST. BARNABAS ANGLICAN SCHOOL UNION STREET ROXBOROUGH	97	59	26	41	8	231	780
5040-02	ST. BARNABAS ANGLICAN SCHOOL UNION STREET ROXBOROUGH	93	59	34	45	0	231	
5045	BELLE GARDEN COMMUNITY CENTRE WINDWARD ROAD BELLE GARDEN	116	98	54	26	2	296	546
	TOTALS	671	517	295	158	17	1658	2747

\* - Polling Station where the ballots of Special Electors were intermixed (Rule 93, of the Election (Amendment) Rules, 1986).

I hereby certify that the foregoing is a Statement of the Poll showing the number of votes cast for each Candidate, and do on this 31st day of January, 2001 declare CECIL W. CARUTH elected.

MICHAEL ROBLEY  
RETURNING OFFICER  
ELECTORAL DISTRICT OF ROXBOROUGH/DELAFORD

## ELECTIONS TO THE TOBAGO HOUSE OF ASSEMBLY, 2001

## Electoral District of BELLE GARDEN/GOODWOOD

POLLING DIVISION	POLLING STATION	VOTES POLLED FOR EACH CANDIDATE				REJECTED BALLOTS	VOTES CAST	ELECTORAL LIST
NUMBER	ADDRESS	BAILEY BOXIL P.E.P.	JAMES MAX A. N.A.R.	MC KENNA HUGHFORD P.N.M.	WILLIAMS-JOHN JEANETTE Z. U.N.C.	NUMBER AT EACH POLLING STATION	NUMBER AT EACH POLLING STATION	NUMBER OF NAMES ON LIST BY POLLING DIVISION
4930	MT. ST. GEORGE METHODIST PRIMARY SCH. NO. 2 VILLAGE STREET MOUNT ST. GEORGE	26	141	168	13	2	350	550
5050	ST. EDWARD'S ANGLICAN PRIMARY SCHOOL WINDWARD ROAD BELLE GARDEN	86	114	130	36	2	368	586
5055	JOHN ROBERTS S.D.A. PRIMARY SCHOOL BUSHY PARK TRACE GLAMORGAN	17	99	73	86	4	279	475
5060-01	ST. MARY'S ANGLICAN PRIMARY SCHOOL WINDWARD ROAD PEMBROKE	9	75	89	66	2	241	776
5060-02	ST. MARY'S ANGLICAN PRIMARY SCHOOL WINDWARD ROAD PEMBROKE	10	58	85	50	2	205	
5065-01	GOODWOOD METHODIST PRIMARY SCHOOL WINDWARD ROAD GOODWOOD	26	65	87	36	4	218	863
5065-02	GOODWOOD METHODIST PRIMARY SCHOOL WINDWARD ROAD GOODWOOD	30	96	99	50	3	278	
	TOTALS	204	648	731	337	19	1939	3250

\* - Polling Station where the ballots of Special Electors were intermixed (Rule 93, of the Election (Amendment) Rules, 1986).

I hereby certify that the foregoing is a Statement of the Poll showing the number of votes cast for each Candidate, and do on this 30th day of January, 2001 declare HUGHFORD MC KENNA elected.

MICHAEL ROBLEY  
RETURNING OFFICER  
ELECTORAL DISTRICT OF BELLE GARDEN/GOODWOOD

## Appendix 1

## ELECTIONS TO THE TOBAGO HOUSE OF ASSEMBLY, 2001

## Electoral District of PROVIDENCE/CALDER HALL

POLLING DIVISION	POLLING STATION	VOTES POLLED FOR EACH CANDIDATE				REJECTED BALLOTS	VOTES CAST	ELECTORAL LIST
NUMBER	ADDRESS	ARNOLD ANTHONY P.N.M.	BEARD GEORGE S. N.A.R.	FRASER TERRENCE U.N.C.	ROBERTS-HENRY UMLTA I. P.E.P.	NUMBER AT EACH POLLING STATION	NUMBER AT EACH POLLING STATION	NUMBER OF NAMES ON LIST BY POLLING DIVISION
4905-01	MT. GRACE COMMUNITY CENTRE COR. MT. GRACE TRACE & PROVIDENCE RD. MT. GRACE	172	113	14	9	2	310	1045
4905-02	MT. GRACE COMMUNITY CENTRE COR. MT. GRACE TRACE & PROVIDENCE RD. MT. GRACE	130	124	8	5	0	267	
4910-01	ST. ANDREWS ANGLICAN SCHOOL CALDER HALL ROAD CALDER HALL	167	96	5	2	4	274	884
4910-02	ST. ANDREWS ANGLICAN SCHOOL CALDER HALL ROAD CALDER HALL	142	74	13	2	0	231	
*4945-01	ST. ANDREWS ANGLICAN SCHOOL CALDER HALL ROAD CALDER HALL	79	53	6	6	0	144	793
4945-02	ST. ANDREWS ANGLICAN SCHOOL CALDER HALL ROAD CALDER HALL	129	195	12	7	2	345	
4946	MASON HALL GOVT PRIMARY SCHOOL NORTHSIDE ROAD MASON HALL	177	203	24	8	4	416	720
	TOTALS	996	858	82	39	12	1987	3442

\* - Polling Station where the ballots of Special Electors were intermixed (Rule 93, of the Election (Amendment) Rules, 1986).

I hereby certify that the foregoing is a Statement of the Poll showing the number of votes cast for each Candidate, and do on this 30th day of January, 2001 declare ANTHONY ARNOLD elected.

IVOR ALLUM  
RETURNING OFFICER  
ELECTORAL DISTRICT OF PROVIDENCE/CALDER HALL



## Appendix 1

## ELECTIONS TO THE TOBAGO HOUSE OF ASSEMBLY, 2001

## Electoral District of BACOLET/MOUNT ST. GEORGE

POLLING DIVISION	POLLING STATION	VOTES POLLED FOR EACH CANDIDATE				REJECTED BALLOTS	VOTES CAST	ELECTORAL LIST
NUMBER	ADDRESS	ALFRED CYNTHIA P.N.M.	ALFRED EDRIC P.E.P.	HECTOR CARL U.N.C.	THORNHILL EUTRICE N.A.R.	NUMBER AT EACH POLLING STATION	NUMBER AT EACH POLLING STATION	NUMBER OF NAMES ON LIST BY POLLING DIVISION
*4915	SCARBOROUGH METHODIST SCHOOL PICTON STREET SCARBOROUGH	112	3	21	58	0	194	294
4920-01	SCARBOROUGH R.C. SCHOOL HAY STREET SCARBOROUGH	175	5	31	118	2	331	1227
4920-02	SCARBOROUGH R.C. SCHOOL HAY STREET SCARBOROUGH	184	9	29	116	3	341	
4925	HOPE ANGLICAN PRIMARY SCHOOL SCHOOL ROAD HOPE VILLAGE	134	4	30	171	1	340	569
4935	MT. ST. GEORGE METHODIST PRIMARY SCH. NO. 2 VILLAGE STREET MOUNT ST. GEORGE	277	39	45	124	0	485	749
	TOTALS	882	60	156	587	6	1691	2639

\* - Polling Station where the ballots of Special Electors were intermixed (Rule 93, of the Election (Amendment) Rules, 1986).

I hereby certify that the foregoing is a Statement of the Poll showing the number of votes cast for each Candidate, and do on this 30th day of January, 2001  
declare CYNTHIA ALFRED elected.

IVOR ALLUM  
RETURNING OFFICER  
ELECTORAL DISTRICT OF BACOLET/MOUNT ST. GEORGE

## ELECTIONS TO THE TOBAGO HOUSE OF ASSEMBLY, 2001

## Electoral District of SCARBOROUGH/SIGNAL HILL

POLLING DIVISION	POLLING STATION	VOTES POLLED FOR EACH CANDIDATE				REJECTED BALLOTS	VOTES CAST	ELECTORAL LIST
NUMBER	ADDRESS	FLETCHER, WILFRED U.N.C.	LONDON, ORVILLE P.N.M.	PARKER EMOND G. P.E.P.	SARDINHA KENNETH N.A.R.	NUMBER AT EACH POLLING STATION	NUMBER AT EACH POLLING STATION	NUMBER OF NAMES ON LIST BY POLLING DIVISION
4881-01	PATIENCE HILL GOV'T PRIMARY SCHOOL WINCHESTER TRACE PATIENCE HILL	2	157	7	85	2	253	798
4881-02	PATIENCE HILL GOV'T PRIMARY SCHOOL WINCHESTER TRACE PATIENCE HILL	6	157	15	56	2	236	
4886	LAMBEAU ANGLICAN PRIMARY SCHOOL LAMBEAU VILLAGE STREET LAMBEAU	11	73	5	18	0	107	166
4890	BISHOP'S HIGH SCHOOL MT. MARIE ROAD SCARBOROUGH	30	178	9	63	0	280	526
4891	BISHOP'S HIGH SCHOOL MT. MARIE ROAD SCARBOROUGH	25	242	9	110	0	386	719
*4900-01	HARMON'S S.D.A. HIGH SCHOOL NORTHSIDE ROAD, ROCKLY VALE SCARBOROUGH	16	192	7	87	0	302	979
4900-02	HARMON'S S.D.A. HIGH SCHOOL NORTHSIDE ROAD, ROCKLY VALE SCARBOROUGH	18	155	4	64	0	241	
	TOTALS	108	1154	56	483	4	1805	3188

\* - Polling Station where the ballots of Special Electors were intermixed (Rule 93, of the Election (Amendment) Rules, 1986).

I hereby certify that the foregoing is a Statement of the Poll showing the number of votes cast for each Candidate, and do on this 30th day of January, 2001  
declare ORVILLE LONDON elected.

IVOR ALLUM  
RETURNING OFFICER  
ELECTORAL DISTRICT OF SCARBOROUGH/SIGNAL HILL

ELECTIONS TO THE TOBAGO HOUSE OF ASSEMBLY, 2001

SUMMARY OF APPENDIX 1

ELECTORAL DISTRICT	ELECTORAL LIST	VALID VOTES POLLED	REJECTED BALLOTS	TOTAL BALLOTS CAST	CANDIDATES DECLARED ELECTED AND THEIR PARTY AFFILIATIONS	VOTES CAST FOR ELECTED CANDIDATE
CANAAN/BON ACCORD	3,369	1,962	11	1,973	LENNOX SMITH P.N.M.	1008
BUCCOO/LAMBEAU	3,471	1,960	6	1,966	WILLIAM McKENZIE P.N.M.	1260
BETHEL/PATIENCE HILL	3,379	2,089	15	2,104	MIRIAM CAESAR-MOORE N.A.R.	939
BLACK ROCK/WHIM	3,174	1,934	18	1,952	MICHAEL MALCOLM BRIZAN P.N.M.	877
PLYMOUTH/GOLDEN LANE	3,140	2,069	17	2,086	HOCHOY A. CHARLES N.A.R.	1057
MORIAH/PARLATUVIER	2,887	1,771	9	1,780	ASHWORTH M. JACK N.A.R.	920
L'ANSE FOURMI/SPEYSIDE	2,730	1,662	16	1,678	ALDINGTON SPENCER P.N.M.	778
ROXBOROUGH/DELA FORD	2,747	1,641	17	1,658	CECIL W. CARUTH N.A.R.	671
BELLE GARDEN/GOODWOOD	3,250	1,920	19	1,939	HUGHFORD MC KENNA P.N.M.	731
PROVIDENCE/CALDER HALL	3,442	1,975	12	1,987	ANTHONY ARNOLD P.N.M.	996
BACOLET/MOUNT ST. GEORGE	2,839	1,685	6	1,691	CYNTHIA ALFRED P.N.M.	882
SCARBOROUGH/SIGNAL HILL	3,188	1,801	4	1,805	ORVILLE LONDON P.N.M.	1154
TOTALS	37,616	22,469	150	22,619		

P.N.M. ---- PEOPLE'S NATIONAL MOVEMENT ---- 8 Seats

N.A.R. ---- NATIONAL ALLIANCE FOR RECONSTRUCTION ---- 4 Seats

APPENDIX 11

ELECTIONS TO THE TOBAGO HOUSE OF ASSEMBLY, 2001

NUMBER OF NAMES ON THE REVISED LIST  
AND ON THE LIST OF SPECIAL ELECTORS

ELECTORAL DISTRICT	NUMBER OF NAMES ON THE REVISED LIST OF ELECTORS	NUMBER OF NAMES ON THE LIST OF SPECIAL ELECTORS	TOTAL NUMBER OF NAMES ON BOTH LISTS
CANAAN/BON ACCORD	3,320	49	3,369
BUCCOO/LAMBEAU	3,399	72	3,471
BETHEL/PATIENCE HILL	3,331	48	3,379
BLACK ROCK/WHIM	3,112	62	3,174
PLYMOUTH/GOLDEN LANE	3,081	59	3,140
MORIAH/PARLATUVIER	2,829	58	2,887
L'ANSE FOURMI/SPEYSIDE	2,691	39	2,730
ROXBOROUGH/DELAFFORD	2,690	57	2,747
BELLE GARDEN/GOODWOOD	3,202	48	3,250
PROVIDENCE/CALDER HALL	3,385	57	3,442
BACOLET/MOUNT ST. GEORGE	2,797	42	2,839
SCARBOROUGH/SIGNAL HILL	3,146	42	3,188
TOTALS	36,983	633	37,616

## APPENDIX 111

## ELECTIONS TO THE TOBAGO HOUSE OF ASSEMBLY, 2001

## PERCENTAGE OF VOTES CAST IN EACH ELECTORAL DISTRICT

ELECTORAL DISTRICT	NUMBER OF ELECTORS	VOTES CAST	
		NUMBER	PERCENTAGE OF ELECTORATE
CANAAN/BON ACCORD	3,369	1,973	58.56
BUCCOO/LAMBEAU	3,471	1,966	56.64
BETHEL/PATIENCE HILL	3,379	2,104	62.27
BLACK ROCK/WHIM	3,174	1,952	61.5
PLYMOUTH/GOLDEN LANE	3,140	2,086	66.43
MORIAH/PARLATUVIER	2,887	1,780	61.66
L'ANSE FOURMI/SPEYSIDE	2,730	1,678	61.47
ROXBOROUGH/DELA FORD	2,747	1,658	60.36
BELLE GARDEN/GOODWOOD	3,250	1,939	59.66
PROVIDENCE/CALDER HALL	3,442	1,987	57.73
BACOLET/MOUNT ST. GEORGE	2,839	1,691	59.56
SCARBOROUGH/SIGNAL HILL	3,188	1,805	56.62
TOTALS	37,616	22,619	60.13

APPENDIX IV

ELECTIONS TO THE TOBAGO HOUSE OF ASSEMBLY, 2001

ANALYSIS OF VOTES RECEIVED BY EACH POLITICAL PARTY,  
INDEPENDENTS AND REJECTED BALLOTS

ELECTORAL DISTRICT	TOTAL NUMBER OF VOTES CAST	REJECTED BALLOTS	VALID VOTES POLLED	N.A.R.		P.N.M.		P.E.P.		U.N.C.	
				NO. OF VOTES	%	NO. OF VOTES	%	NO. OF VOTES	%	NO. OF VOTES	%
CANAAN/BON ACCORD	1,973	11	1,962	729	37.16	1008	51.38	75	3.82	150	7.65
BUCCOO/LAMBEAU	1,966	6	1,960	393	20.05	1260	64.29	158	8.06	149	7.60
BETHEL/PATIENCE HILL	2,104	15	2,089	939	44.95	741	35.47	409	19.58	0	0.00
BLACK ROCK/WHIM	1,952	18	1,934	715	36.97	877	45.35	250	12.93	92	4.76
PLYMOUTH/GOLDEN LANE	2,086	17	2,069	1057	51.09	852	41.18	98	4.74	62	3.00
MORIAH/PARLATUVIER	1,780	9	1,771	920	51.95	704	39.75	23	1.29	124	7.00
L'ANSE FOURMI/SPEYSIDE	1,678	16	1,662	637	38.33	778	46.81	45	2.68	202	12.15
ROXBOROUGH/DELAFOUR	1,658	17	1,641	671	40.89	517	31.51	158	9.63	295	17.98
BELLE GARDEN/GOODWOOD	1,939	19	1,920	648	33.75	731	38.07	204	10.63	337	17.55
PROVIDENCE/CALDER HALL	1,987	12	1,975	858	43.44	996	50.43	39	1.96	82	4.15
BACOLET/MOUNT ST. GEORGE	1,691	6	1,685	587	34.84	882	52.34	60	3.55	156	9.26
SCARBOROUGH/SIGNAL HILL	1,805	4	1,801	483	26.82	1154	64.08	56	3.10	108	6.00
TOTALS	22,619	150	22,469	8,637	38.44	10,500	46.73	1,575	7.01	1,757	7.82

## ELECTIONS TO THE TOBAGO HOUSE OF ASSEMBLY, 2001

AVERAGE NUMBER OF VOTES CAST AT POLLING STATIONS  
IN EACH ELECTORAL DISTRICT

ELECTORAL DISTRICT	NO. OF POLLING STATIONS	NO. OF ELECTORS	AVERAGE PER POLLING STATION	NO. OF VOTERS	AVERAGE PER POLLING STATION
CANAAN/BON ACCORD	6	3,369	562	1,973	329
BUCCOO/LAMBEAU	7	3,471	496	1,966	281
BETHEL/PATIENCE HILL	6	3,379	563	2,104	351
BLACK ROCK/WHIM	6	3,174	529	1,952	325
PLYMOUTH/GOLDEN LANE	7	3,140	449	2,086	298
MORIAH/PARLATUVIER	7	2,887	412	1,780	254
L'ANSE FOURMI/SPEYSIDE	8	2,730	341	1,678	210
ROXBOROUGH/DELA FORD	6	2,747	458	1,658	276
BELLE GARDEN/GOODWOOD	7	3,250	464	1,939	277
PROVIDENCE/CALDER HALL	7	3,442	492	1,987	284
BACOLET/MOUNT ST. GEORGE	5	2,839	568	1,691	338
SCARBOROUGH/SIGNAL HILL	7	3,188	455	1,805	258
TOTALS	79	37,616	476	22,619	286

## APPENDIX VI

## ELECTIONS TO THE TOBAGO HOUSE OF ASSEMBLY, 2001

## VOTING RESULTS IN EACH ELECTORAL DISTRICT WITH MAJORITIES OF WINNERS

ELECTORAL DISTRICT	PARTY AFFILIATION	VOTES CAST FOR CANDIDATES	PERCENTAGE OF VOTES CAST FOR CANDIDATES	MAJORITY OF FIRST OVER SECOND
CANAAN/BON ACCORD				
LENNOX SMITH	P.N.M.	1008	51.09	279
CLYDE HERNAN ADAMS	N.A.R.	729	36.95	
CURTIS CECIL DOUGLAS	U.N.C.	150	7.6	
TRISTAN CHAPMAN-SMITH	P.E.P.	75	3.8	
REJECTED BALLOTS		11	0.56	
TOTAL VOTES CAST		1,973	100.00	
BUCCOO/LAMBEAU				
WILLIAM MC KENZIE	P.N.M.	1260	64.09	867
ANGELITA DILLON-GBEKOR	N.A.R.	393	19.99	
DOS SANTOS CARRINGTON	P.E.P.	158	8.04	
JUNIOR BARRINGTON THOMAS	U.N.C.	149	7.58	
REJECTED BALLOTS		6	0.31	
TOTAL VOTES CAST		1,966	100.01	
BETHEL/PATIENCE HILL				
MIRIAM CAESAR-MOORE	N.A.R.	939	44.63	198
WILLIAM BENJAMIN	P.N.M.	741	35.22	
DEBORAH MOORE-MIGGINS	P.E.P.	409	19.44	
REJECTED BALLOTS		15	0.75	
TOTAL VOTES CAST		2,104	100.04	
BLACK ROCK/WHIM				
MICHAEL M. BRIZAN	P.N.M.	877	44.93	162
MELVA JOEFIELD	N.A.R.	715	36.63	
BEVERLEY RAMSEY-MOORE	P.E.P.	250	12.81	
DESMOND PHILLIPS	U.N.C.	92	4.71	
REJECTED BALLOTS		18	0.92	
TOTAL VOTES CAST		1,952	100.00	



## APPENDIX VI

## ELECTIONS TO THE TOBAGO HOUSE OF ASSEMBLY, 2001

## VOTING RESULTS IN EACH ELECTORAL DISTRICT WITH MAJORITIES OF WINNERS

ELECTORAL DISTRICT	PARTY AFFILIATION	VOTES CAST FOR CANDIDATES	PERCENTAGE OF VOTES CAST FOR CANDIDATES	MAJORITY OF FIRST OVER SECOND
PLYMOUTH/GOLDEN LANE				
HOCHOY ALEXANDER CHARLES	N.A.R.	1057	50.67	205
MARISHA OSMOND	P.N.M.	852	40.84	
CERTICA WILLIAMS-ORR	P.E.P.	98	4.7	
JOANNA GRANT	U.N.C.	62	2.97	
REJECTED BALLOTS		17	0.81	
TOTAL VOTES CAST		2,086	99.99	
MORIAH/PARLATUVIER				
ASHWORTH MICHAEL JACK	N.A.R.	920	51.69	216
CLIFTON WINCHESTER	P.N.M.	704	39.55	
WINSTON JOHN	U.N.C.	124	6.97	
LYRIS WALKER	P.E.P.	23	1.29	
REJECTED BALLOTS		9	0.51	
TOTAL VOTES CAST		1,780	100.01	
L'ANSE FOURMI/SPEYSIDE				
ALDINGTON SPENCER	P.N.M.	778	46.36	141
CARLYLE C.DICK	N.A.R.	637	37.96	
SHERWIN RUPERT LEWIS	U.N.C.	202	12.04	
PHILOMEN SPENCER	P.E.P.	45	2.68	
REJECTED BALLOTS		16	0.95	
TOTAL VOTES CAST		1,678	99.99	
ROXBOROUGH/DELAFFORD				
CECIL WENDELL CARUTH	N.A.R.	671	40.47	154
ALLAN POWDER	P.N.M.	517	31.18	
ANTHONY PRICE	U.N.C.	295	17.79	
CASIMIR REID	P.E.P.	158	9.53	
REJECTED BALLOTS		17	1.49	
TOTAL VOTES CAST		1,658	100.46	

APPENDIX VI

ELECTIONS TO THE TOBAGO HOUSE OF ASSEMBLY, 2001

VOTING RESULTS IN EACH ELECTORAL DISTRICT WITH MAJORITIES OF WINNERS

ELECTORAL DISTRICT	PARTY AFFILIATION	VOTES CAST FOR CANDIDATES	PERCENTAGE OF VOTES CAST FOR CANDIDATES	MAJORITY OF FIRST OVER SECOND
BELLE GARDEN/GOODWOOD				
HUGHFORD MC KENNA	P.N.M.	731	37.70	83
MAX ALBERT JAMES	N.A.R.	648	33.42	
JEANETTE Z. WILLIAMS-JOHN	U.N.C.	337	17.38	
BOXIL BAILEY	P.E.P.	204	10.52	
REJECTED BALLOTS		19	1.03	
TOTAL VOTES CAST		1,939	100.05	
PROVIDENCE/CALDER HALL				
ANTHONY ARNOLD	P.N.M.	996	50.13	138
GEORGE STANLEY BEARD	N.A.R.	858	43.18	
TERRENCE FRASER	U.N.C.	82	4.13	
UMILTA INGRID ROBERTS-HENRY	P.E.P.	39	1.96	
REJECTED BALLOTS		12	0.6	
TOTAL VOTES CAST		1,987	100.00	
BACOLET/MOUNT ST. GEORGE				
CYNTHIA ALFRED	P.N.M.	882	52.16	295
EUTRICE THORNHILL	N.A.R.	587	34.71	
CARL HECTOR	U.N.C.	156	9.23	
EDRIC ALFRED	P.E.P.	60	3.55	
REJECTED BALLOTS		6	0.35	
TOTAL VOTES CAST		1,691	100.00	
SCARBOROUGH/SIGNAL HILL				
ORVILLE LONDON	P.N.M.	1154	63.93	671
KENNETH SARDINHA	N.A.R.	483	26.76	
WILFRED FLETCHER	U.N.C.	108	5.98	
EMOND GARNET PARKER	P.E.P.	56	3.1	
REJECTED BALLOTS		4	0.22	
TOTAL VOTES CAST		1,805	99.99	

## APPENDIX VII

## ELECTIONS TO THE TOBAGO HOUSE OF ASSEMBLY, 2001

NAMES, ADDRESSES, OCCUPATIONS AND PARTY AFFILIATIONS OF CANDIDATES NOMINATED FOR EACH ELECTORAL DISTRICT

IN COLUMN HEADED "PARTY AFFILIATION" THE ABBREVIATIONS HAVE THE FOLLOWING MEANINGS:-

N.A.R. - National Alliance for Reconstruction  
P.N.M. - People's National Movement  
U.N.C. - United National Congress  
P.E.P. - People's Empowerment Party

ELECTORAL DISTRICT	CANDIDATE'S NAME	ADDRESS	OCCUPATION	PARTY AFFILIATION	SYMBOL
CANAAN/BON ACCORD	CLYDE HERNAN ADAMS	NO. 35 BACOLET POINT	BUSINESSMAN	N.A.R.	A-BEAM
	TRISTAN CHAPMAN-SMITH	GUY STREET, CANAAN.	CATERER	P.E.P.	THE CLASPED HANDS
	CURTIS CECIL DOUGLAS	DOUGLAS STREET, HOPE VILLAGE	BUSINESSMAN	U.N.C.	THE RISING SUN
	LENNOX SMITH	CANAAN HOUSING SCHEME, CANAAN	RETIRED SOLDIER	P.N.M.	BALISIER FLOWER
BUCCOOL/LAMBEAU	DOS SANTOS CARRINGTON	SHERWOOD PARK	MANAGER	P.E.P.	THE CLASPED HANDS
	ANGELITA DILLON-GBEKOR	GOVERNMENT HOUSE ROAD	SUPERVISOR OF FAMILY PLANNING	N.A.R.	A-BEAM
	WILLIAM MC KENZIE	CEMETERY STREET, LAMBEAU	TSTT RETIREE	P.N.M.	BALISIER FLOWER
	JUNIOR BARRINGTON THOMAS	LAMBEAU	CIVIL ENGINEER TECHNICIAN	U.N.C.	THE RISING SUN
BETHEL/PATIENCE HILL	WILLIAM BENJAMIN	PATIENCE HILL	AGRICULTURAL CONSULTANT	P.N.M.	BALISIER FLOWER
	MIRIAM CAESAR-MOORE	BETHEL	NURSE EDUCATOR	N.A.R.	A-BEAM
	DEBORAH MOORE-MIGGINS	ORANGE HILL ROAD, PROSPECT.	LEGAL PRACTITIONER	P.E.P.	THE CLASPED HANDS
BLACK ROCK/WHIM	MICHAEL MALCOLM BRIZAN	BLACK ROCK, TOBAGO.	PROPRIETOR.	P.N.M.	BALISIER FLOWER
	MELVA JOEFIELD	WHIM, TOBAGO.	BUSINESS DEVT OFFICER	N.A.R.	A-BEAM
	DESMOND PHILLIPS	UNION VILLAGE, WHIM, TOBAGO.	SANITATION WORKER.	U.N.C.	THE RISING SUN
	BEVERLEY RAMSEY-MOORE	BLACK ROCK, TOBAGO.	POLITICIAN	P.E.P.	THE CLASPED HANDS
PLYMOUTH/GOLDEN LANE	HOCHOY A. CHARLES	GOLDEN LANE, TOBAGO.	ENTREPRENEUR	N.A.R.	A-BEAM
	JOANNA GRANT	#14 SIGNAL HILL ROAD, LAMBEAU, TGO	OFFICE ADMINISTRATOR	U.N.C.	THE RISING SUN
	MARISHA OSMOND	BETHESDA VILLAGE, PLYMOUTH, TGO.	TEACHER	P.N.M.	BALISIER FLOWER
	CERTICA WILLIAMS-ORR	#31 SHELBOURNE STREET, PLYMOUTH, TGO	PUBLIC OFFICER	P.E.P.	THE CLASPED HANDS
MORIAH/PARLATUVIER	ASHWORTH MICHAEL JACK	MT. GRACE, TOBAGO.	ENTREPRENEUR	N.A.R.	A-BEAM
	WINSTON JOHN	COCKER TRACE, MORIAH, TOBAGO	BUSINESSMAN	U.N.C.	THE RISING SUN
	LYRIS WALKER	CASTARA, TOBAGO.	PROPRIETOR	P.E.P.	THE CLASPED HANDS
	CLIFTON WINCHESTOR	#88 CALDER HALL, S/BORO, TOBAGO.	RETIRED PRINCIPAL	P.N.M.	BALISIER FLOWER
L'ANSE FOURMIS/SPESIDE	CARLYLE C. DICK	KENDAL, TOBAGO.	FORMER SENIOR AGRICULTURAL OFFICER / FARMER	N.A.R.	A-BEAM
	SHERWIN RUPERT LEWIS	LUCY YALE ROAD, SPESIDE, TOBAGO	CHECKER	U.N.C.	THE RISING SUN
	ALDINGSTON SPENCER	TOP HILL STREET, SPESIDE.	NURSE	P.N.M.	BALISIER FLOWER
ROXBOROUGH / DELAFORD	PHILOMEN SPENCER	TOP HILL LOCAL ROAD, SPESIDE.	SAFETY OFFICER	P.E.P.	THE CLASPED HANDS
	CECIL WENDELL CARUTH	ORANGE HILL ROAD, PROSPECT, TOBAGO.	FORMER SCHOOLS SUPERVISOR III/ BUSINESSMAN	N.A.R.	A-BEAM
	ALLAN POWDER	WINDWARD ROAD, DELAFORD.	MECHANIC.	P.N.M.	BALISIER FLOWER
	ANTHONY PRICE	BETSEY'S HOPE	SPORTS OFFICER	U.N.C.	THE RISING SUN
BELLE GARDEN/GOODWOOD	CASIMIR REID	#9 UNION STREET, ROXBOROUGH	TEACHER	P.E.P.	THE CLASPED HANDS
	BOXIL BAILEY	PRINCE STREET, ROXBOROUGH	PROCESS PLANT OPERATOR	P.E.P.	THE CLASPED HANDS
	MAX ALBERT JAMES	CARNBEE	FORMER WASA SUPERVISOR	N.A.R.	A-BEAM
	HUGHFORD MC KENNA	GOLDSBOROUGH, TOBAGO.	PROPRIETOR	P.N.M.	BALISIER FLOWER
PROVIDENCE/CALDER HALL	JEANETTE Z. WILLIAMS-JOHN	COCKER TRACE, MORIAH, TOBAGO	LOTTO OPERATOR	U.N.C.	THE RISING SUN
	ANTHONY ARNOLD	#2 SARGEANT CAIN	ATTORNEY-AT-LAW	P.N.M.	BALISIER FLOWER
	GEORGE STANLEY BEARD	FORT STREET, S/BORO, TOBAGO	ENVIRONMENTALIST	N.A.R.	A-BEAM
	TERRENCE FRASER	GLAMORGAN, TOBAGO.	INSTRUCTOR	U.N.C.	THE RISING SUN
BACOLET/MOUNT ST. GEORGE	UMILTA INGRID ROBERTS-HENRY	#8 HISLOP TRACE, GOVT HOUSE ROAD	PRINCIPAL I	P.E.P.	THE CLASPED HANDS
	CYNTHIA ALFRED	BACK STREET, MOUNT ST. GEORGE.	RETIRED PUBLIC SERVANT	P.N.M.	BALISIER FLOWER
	EDRIC ALFRED	MOUNT ST. GEORGE	PROPRIETOR	P.E.P.	THE CLASPED HANDS
	CARL HECTOR	CALEDONIA ROAD, MT. ST. GEORGE	MARINE TECHNICIAN	U.N.C.	THE RISING SUN
SCARBOROUGH/SIGNAL HILL	EUTRICE THORNHILL	HOPE VILLAGE	BUSINESS WOMAN	N.A.R.	A-BEAM
	WILFRED FLETCHER	#15, SPRING STREET, CHARLOTTEVILLE.	LIFE GUARD	U.N.C.	THE RISING SUN
	ORVILLE LONDON	SIGNAL HILL	EDUCATOR	P.N.M.	BALISIER FLOWER
	EMOND GARNET PARKER	TRANQUILITY HEIGHTS, SIGNAL HILL	RETIREE	P.E.P.	THE CLASPED HANDS
SCARBOROUGH/SIGNAL HILL	KENNETH SARDINHA	#2 FORT STREET, SCARBOROUGH, TGO	RESTAURATEUR / BUSINESSMAN	N.A.R.	A-BEAM

APPENDIX VIII  
ELECTIONS TO THE TOBAGO HOUSE OF ASSEMBLY, 2001  
LIST OF RETURNING OFFICERS AND ELECTION CLERKS

ELECTORAL DISTRICT	NAME OF RETURNING OFFICER	OCCUPATION	NAME OF ELECTION CLERK	OFFICIAL ADDRESS
CANAAN/BON ACCORD	RAWLE MITCHELL	VALUATION OFFICER	TRACY JAMES	VALUATION DIVISION, FORT STREET SCARBOROUGH, TOBAGO.
BUCCOO/LAMBEAU	RAWLE MITCHELL	VALUATION OFFICER	TRACY JAMES	
BETHEL/PATIENCE HILL	RAWLE MITCHELL	VALUATION OFFICER	TRACY JAMES	
BLACK ROCK/WHIM	ESTHER BENJAMIN	BUDGET ANALYST III	RICHARD PARISIENNE	REGISTRATION OFFICE, BACOLET STREET, OPPOSITE FAIRFIELD COMPLEX, SCARBOROUGH, TOBAGO.
PLYMOUTH/GOLDEN LANE	ESTHER BENJAMIN	BUDGET ANALYST III	RICHARD PARISIENNE	
MORIAH/PARLATUVIER	ESTHER BENJAMIN	BUDGET ANALYST III	RICHARD PARISIENNE	
L'ANSE FOURMI/SPEYSIDE	MICHAEL ROBLEY	VALUATION OFFICER	RONDON GEORGE	OLD WORKS BUILDING, CORNER OF CARRINGTON AND CASTRIES STREETS, SCARBOROUGH, TOBAGO.
ROXBOROUGH/DELA FORD	MICHAEL ROBLEY	VALUATION OFFICER	RONDON GEORGE	
BELLE GARDEN/GOODWOOD	MICHAEL ROBLEY	VALUATION OFFICER	RONDON GEORGE	
PROVIDENCE/CALDER HALL	IVOR ALLUM	RETIRED PUBLIC SERVANT	CLAUDE SUPERVILLE	OLD WORKS BUILDING, CORNER OF CARRINGTON AND CASTRIES STREETS, SCARBOROUGH, TOBAGO.
BACOLET/MOUNT ST. GEORGE	IVOR ALLUM	RETIRED PUBLIC SERVANT	CLAUDE SUPERVILLE	
SCARBOROUGH/SIGNAL HILL	IVOR ALLUM	RETIRED PUBLIC SERVANT	CLAUDE SUPERVILLE	

APPENDIX IX

ELECTIONS TO THE TOBAGO HOUSE OF ASSEMBLY, 2001

A COMPARISON OF VOTES CAST AT T.H.A. ELECTIONS, 1980 - 2001

	T.H.A. 1980	T.H.A. 1984	T.H.A. 1988	T.H.A. 1992	T.H.A. 1996	T.H.A. 2001
Number of Electoral Districts	12	12	12	12	12	12
Number of Names on Revised List of Electors	24141	28220	31224	31503	34245	37616
Number of Votes Cast	15990	19786	16720	17860	15034	22619
Number of Votes Accepted	15895	19663	16660	17720	14931	22469
Number of Votes Rejected	95	123	60	140	103	150
Percentage of the Electorate that voted	66.24	70.11	53.55	56.69	43.90	60.13