



Republic Of  

---

---

Trinidad and Tobago

REPORT  
  
OF THE  
  
ELECTIONS AND BOUNDARIES COMMISSION  
  
ON THE  
  
PARLIAMENTARY ELECTIONS  
  
HELD ON  
  
MONDAY, 10<sup>th</sup> DECEMBER, 2001



# Elections and Boundaries Commission

SCOTT HOUSE, 134-138 FREDERICK STREET, PORT OF SPAIN, REPUBLIC OF TRINIDAD AND TOBAGO

Tel: 1 (868) 623-8320; 4622. Fax: 627-7881. Hotlines: 627-1516; 0745

## REPORT

### Of the Elections and Boundaries Commission on the Parliamentary Election held on December 10, 2001

## GIVING

- (a) the number of votes polled for each candidate, by polling divisions;
  - (b) the number of rejected ballots;
  - (c) the number of names on the revised list of electors and on the list of special electors;
  - (d) any other information that it may deem fit to include
-



### III

CONTENTS	Pages
Submission of Report to Honourable Speaker	V - VIII
APPENDIX I showing the number of votes polled for each candidate by polling divisions and the number of rejected ballots in the following Electoral Districts :	
ARIMA	1 - 8
AROUCA NORTH	9 - 15
AROUCA SOUTH	16 - 22
BARATARIA/SAN JUAN	23 - 29
CARONI CENTRAL	30 - 36
CARONI EAST	37 - 44
CHAGUANAS	45 - 52
COUVA NORTH	53 - 60
COUVA SOUTH	61 - 67
DIEGO MARTIN CENTRAL	69 - 73
DIEGO MARTIN EAST	74 - 79
DIEGO MARTIN WEST	80 - 85
FYZABAD	86 - 93
LA BREA	94 - 100
LAVENTILLE EAST/MORVANT	101 - 106
LAVENTILLE WEST	107 - 112
NAPARIMA	113 - 119
NARIVA	120 - 128
OROPOUCHE	129 - 134
ORTOIRE/MAYARO	135 - 142
POINT FORTIN	143 - 150
POINTE-A-PIERRE	151 - 157
PORT OF SPAIN NORTH/ST. ANNS WEST	158 - 167
PORT OF SPAIN SOUTH	168 - 176
PRINCES TOWN	177 - 183
SAN FERNANDO EAST	184 - 190
SAN FERNANDO WEST	191 - 198
SIPARIA	199 - 205
ST. ANNS EAST	206 - 211
ST. AUGUSTINE	212 - 218
ST. JOSEPH	219 - 225
TABAQUITE	226 - 232
TOBAGO EAST	233 - 238
TOBAGO WEST	239 - 244
TOCO/MANZANILLA	245 - 252
TUNAPUNA	253 - 259

---



# Elections and Boundaries Commission

SCOTT HOUSE, 134/138 FREDERICK STREET, PORT OF SPAIN, REPUBLIC OF TRINIDAD AND TOBAGO  
Tel: 1 (868) 623-8320; 4622. Fax: 627-7881. Hotlines: 627-1516; 0745

July 8, 2002

The Honourable Speaker,  
House of Representatives,  
Parliament Building,  
Red House,  
Port of Spain.

Sir,

1. Sub-Rule (6) of Rule 108 of the Election Rules (the sub-rule) made under section 161 (1) of the Representation of the People Act, Chapter 2:01 (the Act), prescribes in effect that the Elections and Boundaries Commission (the Commission) shall immediately after each election "cause to be printed a report giving –

- (a) the number of votes polled for each candidate, by polling divisions;
- (b) the number of rejected ballots;
- (c) the number of names on the revised list of electors and on the list of special electors; and
- (d) any other information that it may deem fit to include;

and shall forthwith forward a copy of the Report" in the case of a Parliamentary Election to the Speaker of the House of Representatives.

2. Pursuant thereto, the Commission now submits to you a copy of its Report on the Parliamentary Election held on December 10, 2001. It sets out in Appendix I, the information required by paragraphs (a) and (b) of the sub-rule and in Appendix II, that required by paragraph (c) thereof.
3. The information and comments in the paragraphs which follow are given under paragraph (d) of the sub-rule.

---

*Commissioners:*  
O. Wilson, C.M.T. (Chairman), L. Murray, C.M.T., M.O.M., F.R.I.C.S., R. John, M.Sc., D.I.C., Mark Ramkerrysingh LL.M.

---

4. A convenient summary of the data contained in Appendix I is set out in Appendix III. It shows, inter alia that the total number of qualified and eligible electors who exercised their franchise in this election was 561,993. This number constituted 66.13 per cent of the 849,874 names recorded in the revised list and the list of special electors compiled and published in accordance with the Act and the Rules made thereunder.

5. The comparative percentages of the turn-out of electors at Parliamentary Elections in previous years were as follows:

63.05 per cent in 2000  
 63.30 per cent in 1995  
 65.76 per cent in 1991  
 65.45 per cent in 1986  
 56.43 per cent in 1981  
 55.83 per cent in 1976  
 33.17 per cent in 1971  
 65.79 per cent in 1966  
 88.11 per cent in 1961

6. In this election, the Commission was allowed a period of ten (10) weeks to organize and implement activities for the election, activities which included the conduct of electoral registration over the period November 5 – 13, 2001.

7. The Commission embarked upon a nationwide House-to-House Survey on May 7, 2001, which was completed at the end of October at which time an updated list of electors was published.

8. This survey was conducted in pursuance of Registration Rule 73 of the Representation of the People Act Chap. 2:01 which states:

“The Commission may require a Registration Officer to carry out or cause to be carried out a check of all registered persons or of all electors or of any other persons in his registration area or any part thereof for the purpose of maintaining the accuracy of the unit registers in his registration area”.

To effect the undertaking of this rule, the Commission appointed temporary Itinerant Assistant Registration Officers [I.A.R.O's] to assist Registration Officers in conducting checks in their respective areas.



## VII

9. Each temporary IARO was required to visit each address listed in the polling division within the registration area to which he/she was assigned in order to:

- "1. Confirm that persons whose names appear at the address listed in the polling division are residing at such address and the address is listed correctly.
2. Seek information with respect to those persons whose names are listed in the polling division, but who are not found at the address as listed.
3. Complete accurately the required forms with respect to persons met and residing at an address within the polling division but who are registered elsewhere."

10. At the commencement of the House-to-House Survey the electoral list comprised 955,198 persons. At the end of the first phase of the survey which was completed on July 30, 2001, the results obtained were as follows.

- |         |  |
|---------|--|
| 678,190 | of the electorate were still at their registered address.    |
| 219,301 | of the electorate had removed from their registered address. |
| 46,964  | of the electorate had migrated.                              |
| 10,743  | of the persons on the list had died.                         |

11. This data with respect to deaths, migration and persons who had removed from their addresses was checked and the appropriate follow-up action was taken regarding the registration of those individuals. The processing of the information as well as the observance of legal requirements saw the eventual production of a revised list of electors used at the election with an electorate of 849,874.

12. Of the 1681 polling stations established throughout Trinidad and Tobago, the Commission collected information which showed that 5,168 persons had visited polling stations on election day, but were unable to vote at those polling stations. The Commission investigated the position with respect to those persons and the results were as follows:

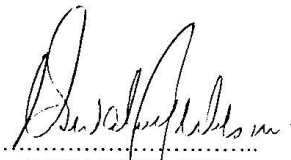
- 27 were special electors
  - 1814 were at the wrong polling stations
  - 2701 were deleted pursuant to Registration Rule 41
  - 225 were under eighteen (18) years of age
  - 401 gave insufficient information for the Commission to conduct an appropriate investigation.
-

VIII

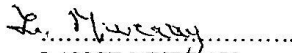
13. Overall, the Commission is satisfied that 561,993 persons voted with ease in the 2001 General Election and that the voters' list was the most accurate list of electors as regards matching electors with their place of residence since the 1985 Country-wide up-date.
14. Appended to this Report also, for information, study and research are tables giving inter alia particulars of Electoral Districts, Polling Divisions, Candidates nominated, elected and rejected, Polling Stations and their distribution, the Votes received by each political party, the Votes cast by the electorate at each Parliamentary Election from 1961 to 2001, and a list of Returning Officers with their allocations to each of the 36 Electoral Districts.

These Tables are identified as Appendices.


Yours faithfully,



OSWALD WILSON,  
CHAIRMAN.



LANCE MURRAY,  
MEMBER.



RAOUL JOHN,  
MEMBER.



MARK RAMKERRY SINGH,  
MEMBER.

---

## Elections to the House of Representatives, 2001

## ELECTORAL DISTRICT OF ARIMA

POLLING DIVISION	POLLING STATION	VOTES CAST FOR EACH CANDIDATE			REJECTED BALLOTS	VOTES CAST	ELECTORAL LIST
Number	Address	BECKLES PENNELOPE P.N.M.	BHAGAN STEPHAN M. U.N.C.	MARTIN CLATES TEAM UNITY	Number at each Polling Station	Number at each Polling Station	Number of Names on List by Polling Division
1910	LA FILLETTE R.C. SCHOOL PARIA MAIN ROAD LA FILLETTE	115	14	0	2	131	231
1915 & 1925	BLANCHISSEUSE GOV'T PRIMARY SCHOOL UPPER VILLAGE, PARIA MAIN ROAD, BLANCHISSEUSE	55	26	2	1	84	166
1920	BLANCHISSEUSE GOV'T PRIMARY SCHOOL UPPER VILLAGE, PARIA MAIN ROAD, BLANCHISSEUSE	156	45	3	1	205	365
1930-01	BRASSO SECO COMMUNITY CENTRE BRASSO SECO VILLAGE PARIA	53	33	2	0	88	247
1930-02	MORNE LA CROIX COMMUNITY CENTRE BLANCHISSEUSE ROAD MORNE LA CROIX	14	27	1	0	42	
1935	HOLY CROSS COLLEGE PARIA AVENUE, CALVARY HILL ARIMA	134	122	6	2	264	519
TOTALS CARRIED FORWARD		527	267	14	6	814	1,528



## ELECTORAL DISTRICT OF ARIMA

POLLING DIVISION	POLLING STATION	VOTES CAST FOR EACH CANDIDATE			REJECTED BALLOTS	VOTES CAST	ELECTORAL LIST
Number	Address	BECKLES PENNELOPE P.N.M.	BHAGAN STEPHAN M. U.N.C.	MARTIN CLATES TEAM UNITY	Number at each Polling Station	Number at each Polling Station	Number of Names on List by Polling Division
	TOTALS BROUGHT FORWARD	527	267	14	6	814	1,528
1936-01	HOLY CROSS COLLEGE FARIA AVENUE, CALVARY HILL ARIMA	218	49	8	2	277	1,069
1936-02	HOLY CROSS COLLEGE FARIA AVENUE, CALVARY HILL ARIMA	216	69	6	1	292	
1937	HOLY CROSS COLLEGE FARIA AVENUE, CALVARY HILL ARIMA	193	44	2	1	240	434
1946	HOLY CROSS COLLEGE FARIA AVENUE, CALVARY HILL ARIMA	120	47	4	0	171	290
1966	ARIMA PRESBYTERIAN PRIMARY SCHOOL TUMPUNA ROAD ARIMA	272	188	2	1	463	734
1975-01	ARIMA NEW GOVERNMENT SCHOOL SIMONE AVENUE ARIMA	240	174	1	2	417	1,965
1975-02	ARIMA NEW GOVERNMENT SCHOOL SIMONE AVENUE ARIMA	258	200	3	2	463	
	TOTALS CARRIED FORWARD	2,044	1,038	40	15	3,137	6,020

## Elections to the House of Representatives, 2001

## ELECTORAL DISTRICT OF ARIMA

POLLING DIVISION	POLLING STATION	VOTES CAST FOR EACH CANDIDATE			REJECTED BALLOTS	VOTES CAST	ELECTORAL LIST
Number	Address	BECKLES PENNELOPE P.N.M.	BHAGAN STEPHAN M. U.N.C.	MARTIN CLATES TEAM UNITY	Number at each Polling Station	Number at each Polling Station	Number of Names on List by Polling Division
	TOTALS BROUGHT FORWARD	2,044	1,038	40	15	3,137	6,020
1975-03	ARIMA NEW GOVERNMENT SCHOOL SIMONE AVENUE ARIMA	232	148	4	1	385	
1976	ARIMA NEW GOVERNMENT SCHOOL SIMONE AVENUE ARIMA	282	130	2	0	414	646
1980	ARIMA NEW GOVERNMENT SCHOOL SIMONE AVENUE ARIMA	172	195	3	2	372	550
1981	MALABAR RC SCHOOL SUBERO STREET ARIMA	115	213	2	1	331	473
1985	ARIMA BOYS' GOVERNMENT PRIMARY SCHOOL KING STREET ARIMA	210	154	7	5	376	628
1995-01	ARIMA GIRLS' GOVERNMENT SCHOOL ST. JOSEPH STREET ARIMA	202	89	4	2	297	939
1995-02	ARIMA GIRLS' GOVERNMENT SCHOOL ST. JOSEPH STREET ARIMA	213	66	2	1	282	
	TOTALS CARRIED FORWARD	3,470	2,033	64	27	5,594	9,256

## Elections to the House of Representatives, 2001

## ELECTORAL DISTRICT OF ARIMA

POLLING DIVISION	POLLING STATION	VOTES CAST FOR EACH CANDIDATE			REJECTED BALLOTS	VOTES CAST	ELECTORAL LIST
Number	Address	BECKLES PENNELOPE P.N.M.	BHAGAN STEPHAN M. U.N.C.	MARTIN CLATES TEAM UNITY	Number at each Polling Station	Number at each Polling Station	Number of Names on List by Polling Division
	TOTALS BROUGHT FORWARD	3,470	2,033	64	27	5,594	9,256
2000	ARIMA GIRLS' GOVERNMENT SCHOOL. ST. JOSEPH STREET ARIMA.	327	135	5	0	467	724
2005	ARIMA BOYS R.C. SCHOOL. SANCHEZ STREET ARIMA.	167	94	7	0	268	442
2010	ARIMA BOYS R.C. SCHOOL. SANCHEZ STREET ARIMA.	87	46	4	1	138	227
2015	ARIMA GIRLS' R.C. SCHOOL. COR. CHURCH & WOODFORD STREETS ARIMA	51	60	1	0	112	190
*2020	ARIMA GIRLS' R.C. SCHOOL. COR. CHURCH & WOODFORD STREETS ARIMA	391	158	10	0	559	302
2025	ARIMA BOYS' R.C. SCHOOL. SANCHEZ STREET ARIMA	49	53	3	0	105	162
2030	ARIMA HINDU SCHOOL. TEMPLE STREET ARIMA.	114	107	10	1	232	378
	TOTALS CARRIED FORWARD	4,656	2,686	104	29	7,475	11,681

\* Polling Station where the ballots of Special Electors were intermixed (Rule 93, of the Election (Amendment) Rules, 1986).



## ELECTORAL DISTRICT OF ARIMA

POLLING DIVISION	POLLING STATION	VOTES CAST FOR EACH CANDIDATE			REJECTED BALLOTS	VOTES CAST	ELECTORAL LIST
Number	Address	BECKLES PENNELOPE P.N.M.	BHAGAN STEPHAN M. U.N.C.	MARTIN CLATES TEAM UNITY	Number at each Polling Station	Number at each Polling Station	Number of Names on List by Polling Division
	TOTALS BROUGHT FORWARD	4,656	2,686	104	29	7,475	11,681
2035	ARIMA HINDU SCHOOL TEMPLE STREET ARIMA.	247	203	10	0	460	661
2040	ARIMA GOVERNMENT SECONDARY SCHOOL ROBERT STREET ARIMA.	177	123	2	0	302	481
2041-01	ARIMA GOVERNMENT SECONDARY SCHOOL ROBERT STREET ARIMA.	149	71	2	0	222	758
2041-02	ARIMA GOVERNMENT SECONDARY SCHOOL ROBERT STREET ARIMA.	202	74	2	1	279	
2045-01	ARIMA NEW GOVERNMENT SCHOOL SIMONE AVENUE ARIMA	290	91	4	0	385	1,220
2045-02	ARIMA NEW GOVERNMENT SCHOOL SIMONE AVENUE ARIMA	191	170	8	2	371	
	TOTALS CARRIED FORWARD	5,912	3,418	132	32	9,494	14,801

## Elections to the House of Representatives, 2001

## ELECTORAL DISTRICT OF ARIMA

POLLING DIVISION	POLLING STATION	VOTES CAST FOR EACH CANDIDATE			REJECTED BALLOTS	VOTES CAST	ELECTORAL LIST
Number	Address	BECKLES PENNELOPE P.N.M.	BHAGAN STEPHAN M. U.N.C.	MARTIN CLATES TEAM UNITY	Number at each Polling Station	Number at each Polling Station	Number of Names on List by Polling Division
	TOTALS BROUGHT FORWARD	5,912	3,418	132	32	9,494	14,801
2085-01	WALLERFIELED EXTENSION SERVICES BUILDING AMAZON ROAD WALLERFIELED	227	195	4	0	426	1,552
2085-02	WALLERFIELED EXTENSION SERVICES BUILDING AMAZON ROAD WALLERFIELED	165	268	10	0	443	
2086	WALLERFIELED EXTENSION SERVICES BUILDING AMAZON ROAD WALLERFIELED	168	144	6	2	320	660
2090-01	SANTA ROSA GOVERNMENT PRIMARY SCHOOL SHADDOCK CIRCULAR SANTA ROSA HEIGHTS	323	91	7	1	422	2,608
2090-02	SANTA ROSA GOVERNMENT PRIMARY SCHOOL SHADDOCK CIRCULAR SANTA ROSA HEIGHTS	351	85	4	0	440	
2090-03	SANTA ROSA GOVERNMENT PRIMARY SCHOOL SHADDOCK CIRCULAR SANTA ROSA HEIGHTS	358	101	7	2	468	
2090-04	SANTA ROSA GOVERNMENT PRIMARY SCHOOL SHADDOCK CIRCULAR SANTA ROSA HEIGHTS	298	140	8	2	448	
	TOTALS CARRIED FORWARD	7,802	4,442	178	39	12,461	19,621

## ELECTORAL DISTRICT OF ARIMA

POLLING DIVISION	POLLING STATION	VOTES CAST FOR EACH CANDIDATE			REJECTED BALLOTS	VOTES CAST	ELECTORAL LIST
Number	Address	BECKLES PENNELOPE P.N.M.	BHAGAN STEPHAN M. U.N.C.	MARTIN CLATES TEAM UNITY	Number at each Polling Station	Number at each Polling Station	Number of Names on List by Polling Division
	TOTALS BROUGHT FORWARD	7,802	4,442	178	39	12,461	19,621
2091	ARIMA GOVERNMENT SECONDARY SCHOOL ROBERT STREET ARIMA	189	96	2	1	288	461
2092	MT. ZION BAPTIST KINDERGARDEN SCHOOL COR. PUNNETTE AVE. & MT. ZION ROAD MATURITA, ARIMA	163	120	0	2	285	447
2093-01	SANTA ROSA GOV'T PRIMARY SCHOOL SHADDOCK CIRCULAR SANTA ROSA HEIGHTS.	373	74	3	6	456	1,498
2093-02	SANTA ROSA GOV'T PRIMARY SCHOOL SHADDOCK CIRCULAR SANTA ROSA HEIGHTS.	308	65	1	1	375	
2094-01	MT. ZION BAPTIST KINDERGARDEN SCHOOL COR. PUNNETTE AVE. & MT. ZION ROAD MATURITA, ARIMA	241	80	4	2	327	1,227
2094-02	MT. ZION BAPTIST KINDERGARDEN SCHOOL COR. PUNNETTE AVE. & MT. ZION ROAD MATURITA, ARIMA	197	133	5	0	335	
2095-01	PINTO ROAD COMMUNITY CENTRE PINTO ROAD ARIMA.	188	65	5	1	259	917
	TOTALS CARRIED FORWARD	9,461	5,075	198	52	14,786	24,171



## Elections to the House of Representatives, 2001

## ELECTORAL DISTRICT OF ARIMA

POLLING DIVISION	POLLING STATION	VOTES CAST FOR EACH CANDIDATE			REJECTED BALLOTS	VOTES CAST	ELECTORAL LIST
Number	Address	BECKLES PENNELOPE P.N.M.	BHAGAN STEPHAN M. U.N.C.	MARTIN CLATES TEAM UNITY	Number at each Polling Station	Number at each Polling Station	Number of Names on List by Polling Division
	TOTALS BROUGHT FORWARD	9,461	5,075	198	52	14,786	24,171
2095-02	PINTO ROAD COMMUNITY CENTRE PINTO ROAD ARIMA	168	79	2	2	251	
2096	ARIMA CENTENARY PRIMARY SCHOOL EL CARMEN STREET ARIMA	317	113	8	6	444	760
2097	PINTO ROAD COMMUNITY CENTRE PINTO ROAD ARIMA	172	63	4	7	246	587
2098	ARIPO R.C. PRIMARY SCHOOL ARIPO VILLAGE	138	76	1	1	216	443
	TOTALS	10,256	5,406	213	68	15,943	25,961

I hereby certify that the foregoing is a Statement of the Poll showing the number of votes cast for each Candidate, and do on this 11th day of December, 2001  
declare PENNELOPE BECKLES elected.

EDMUND ALEXANDER  
Returning Officer  
Electoral District of ARIMA

## Elections to the House of Representatives, 2001

## ELECTORAL DISTRICT OF AROUCA NORTH

POLLING DIVISION	POLLING STATION	VOTES CAST FOR EACH CANDIDATE			REJECTED BALLOTS	VOTES CAST	ELECTORAL LIST
Number	Address	NARINE JARRETTE P.N.M.	RAPHAEL RAWLE N.A.R.	THOMAS RICHARD U.N.C.	Number at each Polling Station	Number at each Polling Station	Number of Names on List by Polling Division
1786-01	DINSLEY/TRINCITY GOVT. PRIMARY SCHOOL. COR. MONTAGUE AVE & TRINCITY BOULEVARD - TRINCITY	399	5	127	2	533	3,102
1786-02	DINSLEY/TRINCITY GOVT. PRIMARY SCHOOL. COR. MONTAGUE AVE & TRINCITY BOULEVARD - TRINCITY	450	6	91	2	549	
1786-03	DINSLEY/TRINCITY GOVT. PRIMARY SCHOOL. COR. MONTAGUE AVE & TRINCITY BOULEVARD - TRINCITY	392	7	183	0	582	
1786-04	DINSLEY/TRINCITY GOVT. PRIMARY SCHOOL. COR. MONTAGUE AVE & TRINCITY BOULEVARD - TRINCITY	397	8	189	0	594	
1805-01	MALONEY REGIONAL COMPLEX MALONEY BOULEVARD MALONEY	188	3	143	1	335	996
1805-02	MALONEY REGIONAL COMPLEX MALONEY BOULEVARD MALONEY	213	1	127	2	343	
1810-01	AROUCA GIRLS' R.C. PRIMARY SCHOOL. CONVENT STREET AROUCA.	167	3	144	0	314	968
	TOTALS CARRIED FORWARD	2,206	33	1,004	7	3,250	5,066

## Elections to the House of Representatives, 2001

## ELECTORAL DISTRICT OF AROUCA NORTH

POLLING DIVISION	POLLING STATION	VOTES CAST FOR EACH CANDIDATE			REJECTED BALLOTS	VOTES CAST	ELECTORAL LIST
Number	Address	NARINE JARRETTE P.N.M.	RAPHAEL RAWLE N.A.R.	THOMAS RICHARD U.N.C.	Number at each Polling Station	Number at each Polling Station	Number of Names on List by Polling Division
	TOTALS BROUGHT FORWARD	2,206	33	1,004	7	3,250	5,066
1810-02	AROUC A GIRLS' R.C. PRIMARY SCHOOL CONVENT STREET AROUC A	106	0	228	2	336	
1815-01	BON AIR GOVT. PRIMARY SCHOOL BON AIR GARDENS AROUC A	396	9	41	0	446	1,287
1815-02	BON AIR GOVT. PRIMARY SCHOOL BON AIR GARDENS AROUC A	361	5	79	1	446	
1816-01	BON AIR GOVT. PRIMARY SCHOOL BON AIR GARDENS AROUC A	187	1	60	4	252	793
1816-02	BON AIR GOVT. PRIMARY SCHOOL BON AIR GARDENS AROUC A	165	5	113	0	283	
1817	BON AIR GOVT. PRIMARY SCHOOL BON AIR GARDENS AROUC A	358	2	21	0	381	580
1818-01	BON AIR GOVT. PRIMARY SCHOOL BON AIR GARDENS AROUC A	272	10	21	0	303	907
	TOTALS CARRIED FORWARD	4,051	65	1,567	14	5,697	8,633

## Elections to the House of Representatives, 2001

## ELECTORAL DISTRICT OF AROUCA NORTH

POLLING DIVISION	POLLING STATION	VOTES CAST FOR EACH CANDIDATE			REJECTED BALLOTS	VOTES CAST	ELECTORAL LIST
Number	Address	NARINE JARRETTE P.N.M.	RAPHAEL RAWLE N.A.R.	THOMAS RICHARD U.N.C.	Number at each Polling Station	Number at each Polling Station	Number of Names on List by Polling Division
	TOTALS BROUGHT FORWARD	4,051	65	1,567	14	5,697	8,633
1818-02	BON AIR GOVT. PRIMARY SCHOOL BON AIR GARDENS AROUCA	240	3	30	0	273	
1819-01	BON AIR GOVT. PRIMARY SCHOOL BON AIR GARDENS AROUCA	341	3	20	0	364	1,035
1819-02	BON AIR GOVT. PRIMARY SCHOOL BON AIR GARDENS AROUCA	304	6	33	1	344	
1820	AROUCA ANGLICAN PRIMARY SCHOOL EASTERN MAIN ROAD AROUCA.	272	5	147	1	425	677
1821	BON AIR GOVT. PRIMARY SCHOOL BON AIR GARDENS AROUCA	131	1	11	0	143	256
1825	AROUCA GOVERNMENT PRIMARY SCHOOL GOLDEN GROVE ROAD AROUCA.	230	1	174	0	405	633
*1830	AROUCA GOVERNMENT PRIMARY SCHOOL GOLDEN GROVE ROAD AROUCA.	536	10	155	1	702	364
	TOTALS CARRIED FORWARD	6,105	94	2,137	17	8,353	11,598

\* Polling Station where the ballots of Special Electors were intermixed (Rule 93, of the Election (Amendment) Rules, 1986).

## ELECTORAL DISTRICT OF AROUCA NORTH

POLLING DIVISION	POLLING STATION	VOTES CAST FOR EACH CANDIDATE			REJECTED BALLOTS	VOTES CAST	ELECTORAL LIST
Number	Address	NARINE JARRETTE P.N.M.	RAPHAEL RAWLE N.A.R.	THOMAS RICHARD U.N.C.	Number at each Polling Station	Number at each Polling Station	Number of Names on List by Polling Division
	TOTALS BROUGHT FORWARD	6,105	94	2,137	17	8,353	11,598
1835	AROUCA GOVERNMENT PRIMARY SCHOOL, GOLDEN GROVE ROAD AROUCA.	97	2	169	0	268	409
1840	AROUCA GOVERNMENT PRIMARY SCHOOL, GOLDEN GROVE ROAD AROUCA.	191	1	89	0	281	449
1845-01	FIVE RIVERS HINDU SCHOOL, 1ST STREET FIVE RIVERS, AROUCA	211	5	132	6	354	1,092
1845-02	FIVE RIVERS HINDU SCHOOL, 1ST STREET FIVE RIVERS, AROUCA	159	5	263	0	427	
1850-01	FIVE RIVERS JUNIOR SECONDARY SCHOOL, RANGE ROAD, FIVE RIVERS AROUCA	232	2	135	1	370	1,098
1850-02	FIVE RIVERS JUNIOR SECONDARY SCHOOL, RANGE ROAD, FIVE RIVERS AROUCA	194	7	209	0	410	
1851-01	FIVE RIVERS JUNIOR SECONDARY SCHOOL, RANGE ROAD, FIVE RIVERS AROUCA	249	6	97	5	357	1,230
	TOTALS CARRIED FORWARD	7,438	122	3,231	29	10,820	15,876

## ELECTORAL DISTRICT OF AROUCA NORTH

POLLING DIVISION	POLLING STATION	VOTES CAST FOR EACH CANDIDATE			REJECTED BALLOTS	VOTES CAST	ELECTORAL LIST
Number	Address	NARINE JARRETTE P.N.M.	RAPHAEL RAWLE N.A.R.	THOMAS RICHARD U.N.C.	Number at each Polling Station	Number at each Polling Station	Number of Names on List by Polling Division
	TOTALS BROUGHT FORWARD	7,438	122	3,231	29	10,820	15,876
1851-02	FIVE RIVERS JUNIOR SECONDARY SCHOOL RANGE ROAD, FIVE RIVERS AROUCA	277	6	124	1	408	
1855-01	AROUCA GIRLS' R.C. PRIMARY SCHOOL CONVENT STREET AROUCA	345	2	88	1	436	1,198
1855-02	AROUCA GIRLS' R.C. PRIMARY SCHOOL CONVENT STREET AROUCA	291	6	117	0	414	
1860-01	AROUCA BOYS' R.C. SCHOOL CONVENT STREET AROUCA	325	3	192	3	523	1,554
1860-02	AROUCA BOYS' R.C. SCHOOL CONVENT STREET AROUCA	239	8	239	1	487	
1865	SURREY VILLAGE COMMUNITY CENTRE SURREY VILLAGE LOPINOT	84	5	231	3	323	548
1870	LA VERONICA R.C. PRIMARY SCHOOL LOPINOT VILLAGE LOPINOT	199	5	178	1	383	575
	TOTALS CARRIED FORWARD	9,198	157	4,400	39	13,794	19,751



## Elections to the House of Representatives, 2001

## ELECTORAL DISTRICT OF AROUCA NORTH

POLLING DIVISION	POLLING STATION	VOTES CAST FOR EACH CANDIDATE			REJECTED BALLOTS	VOTES CAST	ELECTORAL LIST
Number	Address	NARINE JARRETTE P.N.M.	RAPHAEL RAWLE N.A.R.	THOMAS RICHARD U.N.C.	Number at each Polling Station	Number at each Polling Station	Number of Names on List by Polling Division
	TOTALS BROUGHT FORWARD	9,198	157	4,400	39	13,794	19,751
1940	ARIMA WEST GOV'T PRIMARY SCHOOL ARIMA OLD ROAD ARIMA	200	5	98	0	303	488
1941	ARIMA WEST GOV'T PRIMARY SCHOOL ARIMA OLD ROAD ARIMA	271	2	66	1	340	502
1942	D'ABADIE GOVERNMENT PRIMARY SCHOOL EASTERN MAIN ROAD D'ABADIE	205	4	201	0	410	592
1943	D'ABADIE COMMUNITY CENTRE RECREATION GROUND ROAD D'ABADIE	283	3	76	1	363	592
1945-01	ARIMA WEST GOV'T PRIMARY SCHOOL ARIMA OLD ROAD ARIMA	230	7	66	1	304	2,310
1945-02	ARIMA WEST GOV'T PRIMARY SCHOOL ARIMA OLD ROAD ARIMA	287	7	45	0	339	
1945-03	ARIMA WEST GOV'T PRIMARY SCHOOL ARIMA OLD ROAD ARIMA	309	6	51	0	366	
	TOTALS CARRIED FORWARD	10,983	191	5,003	42	16,219	24,235

## Elections to the House of Representatives, 2001

## ELECTORAL DISTRICT OF AROUCA NORTH

POLLING DIVISION	POLLING STATION	VOTES CAST FOR EACH CANDIDATE			REJECTED BALLOTS	VOTES CAST	ELECTORAL LIST
Number	Address	NARINE JARRETTE P.N.M.	RAPHAEL RAWLE N.A.R.	THOMAS RICHARD U.N.C.	Number at each Polling Station	Number at each Polling Station	Number of Names on List by Polling Division
	TOTALS BROUGHT FORWARD	10,983	191	5,003	42	16,219	24,235
1945-04	ARIMA WEST GOV'T PRIMARY SCHOOL ARIMA OLD ROAD ARIMA	262	6	90	0	358	
1950-01	ARIMA BOYS' GOVERNMENT PRIMARY SCHOOL KING STREET ARIMA	285	1	93	1	380	1,119
1950-02	ARIMA BOYS' GOVERNMENT PRIMARY SCHOOL KING STREET ARIMA	213	6	80	8	307	
1990-01	ARIMA WEST GOV'T PRIMARY SCHOOL ARIMA OLD ROAD ARIMA	236	3	26	1	266	979
1990-02	ARIMA WEST GOV'T PRIMARY SCHOOL ARIMA OLD ROAD ARIMA	230	1	56	1	288	
	TOTALS	12,209	208	5,348	53	17,818	26,333

I hereby certify that the foregoing is a Statement of the Poll showing the number of votes cast for each Candidate, and do on this 11th day of December, 2001  
declare JARRETTE NARINE elected.

MERLE LA COA  
Returning Officer  
Electoral District of AROUCA NORTH

## Elections to the House of Representatives, 2001

## ELECTORAL DISTRICT OF AROUCA SOUTH

POLLING DIVISION	POLLING STATION	VOTES CAST FOR EACH CANDIDATE			REJECTED BALLOTS	VOTES CAST	ELECTORAL LIST
Number	Address	MAINGOT-ALEXIS, ARLENE U.N.C.	ROBINSON-REGIS, CAMILLE P.N.M.	ST. CLAIR DAVID C. N.A.R.	Number at each Polling Station	Number at each Polling Station	Number of Names on List by Polling Division
1806-01	PINE HAVEN S.D.A. PRIMARY SCHOOL LA RESOURCE ROAD SOUTH D'ABADIE	174	364	3	1	542	1,525
1806-02	PINE HAVEN S.D.A. PRIMARY SCHOOL LA RESOURCE ROAD SOUTH D'ABADIE	213	294	1	3	511	
1807	MALONEY GOVERNMENT SCHOOL FLAMINGO BOULEVARD MALONEY GARDENS	25	366	4	0	395	659
1808-01	MALONEY GOVERNMENT SCHOOL FLAMINGO BOULEVARD MALONEY GARDENS	30	338	2	2	372	1,025
1808-02	MALONEY GOVERNMENT SCHOOL FLAMINGO BOULEVARD MALONEY GARDENS	16	184	0	0	200	
1809-01	MALONEY GOVERNMENT SCHOOL FLAMINGO BOULEVARD MALONEY GARDENS	27	346	3	2	378	1,085
1809-02	MALONEY GOVERNMENT SCHOOL FLAMINGO BOULEVARD MALONEY GARDENS	23	313	3	2	341	
	TOTALS CARRIED FORWARD	508	2,205	16	10	2,739	4,294

## Elections to the House of Representatives, 2001

## ELECTORAL DISTRICT OF AROUCA SOUTH

POLLING DIVISION	POLLING STATION	VOTES CAST FOR EACH CANDIDATE			REJECTED BALLOTS	VOTES CAST	ELECTORAL LIST
Number	Address	MAINGOT-ALEXIS, ARLENE U.N.C.	ROBINSON-REGIS, CAMILLE P.N.M.	ST. CLAIR DAVID C. N.A.R.	Number at each Polling Station	Number at each Polling Station	Number of Names on List by Polling Division
	TOTALS BROUGHT FORWARD	508	2,205	16	10	2,739	4,294
1811-01	MALONEY REGIONAL COMPLEX MALONEY BOULEVARD MALONEY GARDENS	10	242	1	2	255	874
1811-02	MALONEY REGIONAL COMPLEX MALONEY BOULEVARD MALONEY GARDENS	24	270	0	2	296	
1812-01	MALONEY REGIONAL COMPLEX MALONEY BOULEVARD MALONEY GARDENS	30	330	4	0	364	1,185
1812-02	MALONEY REGIONAL COMPLEX MALONEY BOULEVARD MALONEY GARDENS	14	320	1	2	337	
1813-01	MALONEY GOVERNMENT SCHOOL FLAMINGO BOULEVARD MALONEY GARDENS	21	289	4	0	314	1,111
1813-02	MALONEY GOVERNMENT SCHOOL FLAMINGO BOULEVARD MALONEY GARDENS	28	268	2	0	298	
1955-01	D'ABADIE GOVERNMENT PRIMARY SCHOOL EASTERN MAIN ROAD D'ABADIE	96	265	5	3	369	2,035
	TOTALS CARRIED FORWARD	731	4,189	33	19	4,972	9,499

Elections to the House of Representatives, 2001  
ELECTORAL DISTRICT OF AROUCA SOUTH

POLLING DIVISION	POLLING STATION	VOTES CAST FOR EACH CANDIDATE			REJECTED BALLOTS	VOTES CAST	ELECTORAL LIST
Number	Address	MAINGOT-ALEXIS, ARLENE U.N.C.	ROBINSON-REGIS, CAMILLE P.N.M.	ST. CLAIR DAVID C. N.A.R.	Number at each Polling Station	Number at each Polling Station	Number of Names on List by Polling Division
	TOTALS BROUGHT FORWARD	731	4,189	33	19	4,972	9,499
1955-02	D'ABADIE GOVERNMENT PRIMARY SCHOOL EASTERN MAIN ROAD D'ABADIE	134	341	2	0	477	
1955-03	D'ABADIE GOVERNMENT PRIMARY SCHOOL EASTERN MAIN ROAD D'ABADIE	162	301	4	1	468	
1960-01	MINISTRY OF WORKS AND TRANSPORT ST. GEORGE EAST, O' MEARA ROAD ARIMA	56	286	4	4	350	1,164
1960-02	MINISTRY OF WORKS AND TRANSPORT ST. GEORGE EAST, O' MEARA ROAD ARIMA	112	270	4	1	387	
1961	MINISTRY OF WORKS AND TRANSPORT ST. GEORGE EAST, O' MEARA ROAD ARIMA	205	241	2	0	448	746
1965-01	MALABAR COMPOSITE SCHOOL FLAMINGO BOULEVARD, PHASE 4, SECTION 2 MALABAR	61	265	3	0	329	3,880
1965-02	MALABAR COMPOSITE SCHOOL FLAMINGO BOULEVARD, PHASE 4, SECTION 2 MALABAR	40	426	2	3	471	
	TOTALS CARRIED FORWARD	1,501	6,319	54	28	7,902	15,289

Elections to the House of Representatives, 2001  
ELECTORAL DISTRICT OF AROUCA SOUTH

POLLING DIVISION	POLLING STATION	VOTES CAST FOR EACH CANDIDATE			REJECTED BALLOTS	VOTES CAST	ELECTORAL LIST
Number	Address	MAINGOT-ALEXIS, ARLENE U.N.C.	ROBINSON-REGIS, CAMILLE P.N.M.	ST. CLAIR DAVID C. N.A.R.	Number at each Polling Station	Number at each Polling Station	Number of Names on List by Polling Division
	TOTALS BROUGHT FORWARD	1,501	6,319	54	28	7,902	15,289
1965-03	MALABAR COMPOSITE SCHOOL, FLAMINGO BOULEVARD, PHASE 4, SECTION 2 MALABAR	64	451	4	2	521	
1965-04	MALABAR COMPOSITE SCHOOL, FLAMINGO BOULEVARD, PHASE 4, SECTION 2 MALABAR	65	511	6	1	583	
1965-05	MALABAR COMPOSITE SCHOOL, FLAMINGO BOULEVARD, PHASE 4, SECTION 2 MALABAR	77	507	3	1	588	
1978-01	EVENING BELLS ALL FOURS CLUB 6C, MALABAR MAIN ROAD, MALABAR, ARIMA.	139	122	0	0	261	783
1978-02	EVENING BELLS ALL FOURS CLUB 6C, MALABAR MAIN ROAD, MALABAR, ARIMA.	138	89	2	0	229	
1979	MALABAR R.C. SCHOOL, SUBERO STREET ARIMA.	258	197	4	1	460	725
2050-01	CARAPO R.C. SCHOOL, O'MEARA ROAD CARAPO	254	143	2	0	399	2,548
	TOTALS CARRIED FORWARD	2,496	8,339	75	33	10,943	19,345

## Elections to the House of Representatives, 2001

## ELECTORAL DISTRICT OF AROUCA SOUTH

POLLING DIVISION	POLLING STATION	VOTES CAST FOR EACH CANDIDATE			REJECTED BALLOTS	VOTES CAST	ELECTORAL LIST
Number	Address	MAINGOT-ALEXIS, ARLENE U.N.C.	ROBINSON-REGIS, CAMILLE P.N.M.	ST. CLAIR DAVID C. N.A.R.	Number at each Polling Station	Number at each Polling Station	Number of Names on List by Polling Division
	TOTALS BROUGHT FORWARD	2,496	8,339	75	33	10,943	19,345
2050-02	CARAPO R.C. SCHOOL O'MEARA ROAD CARAPO	173	142	3	0	318	
2050-03	CARAPO R.C. SCHOOL O'MEARA ROAD CARAPO	280	99	0	2	381	
2050-04	CARAPO R.C. SCHOOL O'MEARA ROAD CARAPO	272	97	2	1	372	
2051	LA HORQUETTA NORTH GOV'T PRIMARY SCHOOL LADY BIRD AVENUE LA HORQUETTA	49	382	2	0	433	702
2052	LA HORQUETTA NORTH GOV'T PRIMARY SCHOOL LADY BIRD AVENUE LA HORQUETTA	48	217	3	0	268	426
2053-01	LA HORQUETTA NORTH GOV'T PRIMARY SCHOOL LADY BIRD AVENUE LA HORQUETTA	59	165	1	0	225	767
2053-02	LA HORQUETTA NORTH GOV'T PRIMARY SCHOOL LADY BIRD AVENUE LA HORQUETTA	54	159	2	1	216	
	TOTALS CARRIED FORWARD	3,431	9,600	88	37	13,156	21,240

## Elections to the House of Representatives, 2001

## ELECTORAL DISTRICT OF AROUCA SOUTH

POLLING DIVISION	POLLING STATION	VOTES CAST FOR EACH CANDIDATE			REJECTED BALLOTS	VOTES CAST	ELECTORAL LIST
Number	Address	MAINGOT-ALEXIS, ARLENE U.N.C.	ROBINSON-REGIS, CAMILLE P.N.M.	ST. CLAIR DAVID C. N.A.R.	Number at each Polling Station	Number at each Polling Station	Number of Names on List by Polling Division
	TOTALS BROUGHT FORWARD	3,431	9,600	88	37	13,156	21,240
2054-01	LA HORQUETTA NORTH GOV'T PRIMARY SCHOOL LADY BIRD AVENUE LA HORQUETTA	23	260	1	0	284	1,044
2054-02	LA HORQUETTA NORTH GOV'T PRIMARY SCHOOL LADY BIRD AVENUE LA HORQUETTA	32	278	2	1	313	
2057	LA HORQUETTA NORTH GOV'T PRIMARY SCHOOL LADY BIRD AVENUE LA HORQUETTA	45	369	2	1	417	746
2058	LA HORQUETTA REGIONAL COMPLEX MARJORIE PADMORE AVENUE LA HORQUETTA	49	329	4	1	383	699
2059-01	LA HORQUETTA SOUTH GOV'T PRIMARY SCHOOL GLADIOLUS CRESCENT LA HORQUETTA	27	249	0	0	276	898
2059-02	LA HORQUETTA SOUTH GOV'T PRIMARY SCHOOL GLADIOLUS CRESCENT LA HORQUETTA	47	235	3	0	285	
	TOTALS CARRIED FORWARD	3,654	11,320	100	40	15,114	24,627



## Elections to the House of Representatives, 2001

## ELECTORAL DISTRICT OF AROUCA SOUTH

POLLING DIVISION	POLLING STATION	VOTES CAST FOR EACH CANDIDATE			REJECTED BALLOTS	VOTES CAST	ELECTORAL LIST
Number	Address	MAINGOT-ALEXIS, ARLENE U.N.C.	ROBINSON-REGIS, CAMILLE P.N.M.	ST. CLAIR DAVID C. N.A.R.	Number at each Polling Station	Number at each Polling Station	Number of Names on List by Polling Division
	TOTALS BROUGHT FORWARD	3,654	11,320	100	40	15,114	24,627
2061	LA HORQUETTA SOUTH GOV'T PRIMARY SCHOOL GLADIOLUS CRESCENT LA HORQUETTA	26	360	4	0	390	657
2062	LA HORQUETTA REGIONAL COMPLEX MARJORIE PADMORE AVENUE LA HORQUETTA	41	343	4	0	388	637
2063	LA HORQUETTA SOUTH GOV'T PRIMARY SCHOOL GLADIOLUS CRESCENT LA HORQUETTA	32	385	0	2	419	660
2064	LA HORQUETTA SOUTH GOV'T PRIMARY SCHOOL GLADIOLUS CRESCENT LA HORQUETTA	34	332	1	0	367	683
*2066	LA HORQUETTA SOUTH GOV'T PRIMARY SCHOOL GLADIOLUS CRESCENT LA HORQUETTA	133	703	3	1	840	533
	TOTALS	3,920	13,443	112	43	17,518	27,797

\* Polling Station where the ballots of Special Electors were intermixed (Rule 93, of the Election (Amendment Rules, 1986).

I hereby certify that the foregoing is a Statement of the Poll showing the number of votes cast for each Candidate, and do on this 11th day of December, 2001  
declare CAMILLE ROBINSON-REGIS elected.

DAPHNE MOORE  
Returning Officer  
Electoral District of AROUCA SOUTH

## Elections to the House of Representatives, 2001

## ELECTORAL DISTRICT OF BARATARIA/SAN JUAN

POLLING DIVISION	POLLING STATION	VOTES CAST FOR EACH CANDIDATE			REJECTED BALLOTS	VOTES CAST	ELECTORAL LIST
Number	Address	ALI, FIAZ P.N.M.	KHAN, FUAD U.N.C.	PARSON, ERROL TEAM UNITY	Number at each Polling Station	Number at each Polling Station	Number of Names on List by Polling Division
1095-01	SAN JUAN GOVERNMENT SECONDARY SCHOOL MOREAU ROAD VIA SADDLE ROAD SAN JUAN	191	57	1	0	249	826
1095-02	SAN JUAN GOVERNMENT SECONDARY SCHOOL MOREAU ROAD VIA SADDLE ROAD SAN JUAN	159	78	3	1	241	
1100	FEBEAU GOVERNMENT SCHOOL SADDLE ROAD, CONCORD VILLAGE SAN JUAN	169	94	8	0	271	433
1105	SEVENTH DAY ADVENTIST SCHOOL MISSION ROAD SAN JUAN	241	95	3	0	339	526
1106	SAN JUAN PRESBYTERIAN SCHOOL COR SADDLE RD & MISSION ROAD SAN JUAN	123	166	4	0	293	419
1110	SAN JUAN GIRLS' GOVERNMENT SCHOOL SECOND STREET SAN JUAN	151	165	0	3	319	450
1120	SAN JUAN BOYS' GOVERNMENT SCHOOL SECOND STREET SAN JUAN.	186	119	4	2	311	446
	TOTALS CARRIED FORWARD	1,220	774	23	6	2,023	3,100

Elections to the House of Representatives, 2001  
ELECTORAL DISTRICT OF BARATARIA/SAN JUAN

POLLING DIVISION	POLLING STATION	VOTES CAST FOR EACH CANDIDATE			REJECTED BALLOTS	VOTES CAST	ELECTORAL LIST
Number	Address	ALI, FIAZ P.N.M.	KHAN, FUAD U.N.C.	PARSON, ERROL TEAM UNITY	Number at each Polling Station	Number at each Polling Station	Number of Names on List by Polling Division
	TOTALS BROUGHT FORWARD	1,220	774	23	6	2,023	3,100
1125	SAN JUAN PRESBYTERIAN SCHOOL COR SADDLE RD & MISSION ROAD SAN JUAN	167	59	1	2	229	361
1130	FEBEAU GOVERNMENT SCHOOL SADDLE ROAD, CONCORD VILLAGE SAN JUAN	348	50	4	5	407	724
1320	HARMONITES PAN THEATRE CHURCHILL ROOSEVELT HIGHWAY BARATARIA	214	87	5	1	307	469
1325	BARATARIA BOYS' R.C. SCHOOL CORNER 8TH AVE. & 11TH STREET BARATARIA	181	131	1	2	315	443
1330	BARATARIA BOYS' R.C. SCHOOL CORNER 8TH AVE. & 11TH STREET BARATARIA	190	107	2	1	300	407
1335-01	BARATARIA SENIOR COMPREHENSIVE SCHOOL THIRD AVENUE EXTENSION BARATARIA	237	60	1	0	298	911
1335-02	BARATARIA SENIOR COMPREHENSIVE SCHOOL THIRD AVENUE EXTENSION BARATARIA	208	133	11	0	352	
	TOTALS CARRIED FORWARD	2,765	1,401	48	17	4,231	6,415

Elections to the House of Representatives, 2001  
ELECTORAL DISTRICT OF BARATARIA/SAN JUAN

POLLING DIVISION	POLLING STATION	VOTES CAST FOR EACH CANDIDATE			REJECTED BALLOTS	VOTES CAST	ELECTORAL LIST
Number	Address	ALI, FIAZ P.N.M.	KHAN, FUAD U.N.C.	PARSON, ERROL TEAM UNITY	Number at each Polling Station	Number at each Polling Station	Number of Names on List by Polling Division
	TOTALS BROUGHT FORWARD	2,765	1,401	48	17	4,231	6,415
1336	BARATARIA SENIOR COMPREHENSIVE SCHOOL THIRD AVENUE EXTENSION BARATARIA	168	379	5	2	554	753
1340	ST. GEORGE'S COLLEGE 10TH STREET BARATARIA	106	266	2	2	376	502
1345	BARATARIA ANGLICAN SCHOOL CORNER 6TH AVE. & 8TH STREET BARATARIA	176	83	7	0	266	393
1350	BARATARIA ANGLICAN SCHOOL CORNER 6TH AVE. & 8TH STREET BARATARIA	130	67	1	0	198	276
*1355	BARATARIA ANGLICAN SCHOOL CORNER 6TH AVE. & 8TH STREET BARATARIA	252	77	4	0	333	201
1360	BARATARIA ANGLICAN SCHOOL CORNER 6TH AVE. & 8TH STREET BARATARIA	250	130	5	2	387	594
	TOTALS CARRIED FORWARD	3,847	2,403	72	23	6,345	9,134

\* Polling Station where the ballots of Special Electors were intermixed (Rule 93, of the Election (Amendment) Rules, 1986).

Elections to the House of Representatives, 2001  
ELECTORAL DISTRICT OF BARATARIA/SAN JUAN

POLLING DIVISION	POLLING STATION	VOTES CAST FOR EACH CANDIDATE			REJECTED BALLOTS	VOTES CAST	ELECTORAL LIST
Number	Address	ALI, FIAZ P.N.M.	KHAN, FUAD U.N.C.	PARSON, ERROL TEAM UNITY	Number at each Polling Station	Number at each Polling Station	Number of Names on List by Polling Division
	TOTALS BROUGHT FORWARD	3,847	2,403	72	23	6,345	9,134
1365	ST. GEORGE'S COLLEGE 10TH STREET BARATARIA	202	95	7	2	306	461
1370	BARATARIA SENIOR COMPREHENSIVE SCHOOL 3RD AVENUE EXTENSION BARATARIA	176	118	1	5	300	471
1375	BARATARIA JUNIOR SECONDARY SCHOOL 3RD AVENUE EXTENSION BARATARIA	118	87	5	0	210	340
1380	BARATARIA JUNIOR SECONDARY SCHOOL 3RD AVENUE EXTENSION BARATARIA	79	93	1	0	173	269
1385	EL SOCORRO ISLAMIC T.I.A. SCHOOL BISESSEAR STREET EL SOCORRO	88	97	3	2	190	288
1390	EL SOCORRO S.D.M.S. HINDU SCHOOL MARAJ STREET SAN JUAN	98	200	1	1	300	412
1395	EL SOCORRO ISLAMIC T.I.A. SCHOOL BISESSEAR STREET EL SOCORRO	95	113	4	1	213	289
	TOTALS CARRIED FORWARD	4,703	3,206	94	34	8,037	11,664

Elections to the House of Representatives, 2001  
ELECTORAL DISTRICT OF BARATARIA/SAN JUAN

POLLING DIVISION	POLLING STATION	VOTES CAST FOR EACH CANDIDATE			REJECTED BALLOTS	VOTES CAST	ELECTORAL LIST
Number	Address	ALI, FIAZ P.N.M.	KHAN, FUAD U.N.C.	PARSON, ERROL TEAM UNITY	Number at each Polling Station	Number at each Polling Station	Number of Names on List by Polling Division
	TOTALS BROUGHT FORWARD	4,703	3,206	94	34	8,037	11,664
1400	EL SOCORRO S.D.M.S. HINDU SCHOOL MARAJ STREET SAN JUAN	145	345	12	2	504	704
1405-01	DON MIGUEL HINDU SCHOOL COR. REDMAN LANE & DON MIGUEL ROAD SAN JUAN	94	249	5	1	349	1,656
1405-02	DON MIGUEL HINDU SCHOOL COR. REDMAN LANE & DON MIGUEL ROAD SAN JUAN	90	307	4	1	402	
1405-03	DON MIGUEL HINDU SCHOOL COR. REDMAN LANE & DON MIGUEL ROAD SAN JUAN	75	333	6	1	415	
1410-01	EL SOCORRO CENTRAL GOV'T SCHOOL HEALTH CENTRE ROAD, EL SOCORRO, SAN JUAN	133	163	1	0	297	909
1410-02	EL SOCORRO CENTRAL GOV'T SCHOOL HEALTH CENTRE ROAD, EL SOCORRO, SAN JUAN	69	280	4	3	356	
1415-01	EL SOCORRO SOUTH GOVERNMENT SCHOOL KAMAL LANE EL SOCORRO SOUTH	67	294	3	0	364	1,618
	TOTALS CARRIED FORWARD	5,376	5,177	129	42	10,724	16,551

Elections to the House of Representatives, 2001  
ELECTORAL DISTRICT OF BARATARIA/SAN JUAN

POLLING DIVISION	POLLING STATION	VOTES CAST FOR EACH CANDIDATE			REJECTED BALLOTS	VOTES CAST	ELECTORAL LIST
Number	Address	ALI, FIAZ P.N.M.	KHAN, FUAD U.N.C.	PARSON, ERROL TEAM UNITY	Number at each Polling Station	Number at each Polling Station	Number of Names on List by Polling Division
	TOTALS BROUGHT FORWARD	5,376	5,177	129	42	10,724	16,551
1415-02	EL SOCORRO SOUTH GOVERNMENT SCHOOL KAMAL LANE EL SOCORRO SOUTH	52	291	2	8	353	
1415-03	EL SOCORRO SOUTH GOVERNMENT SCHOOL KAMAL LANE EL SOCORRO SOUTH	30	370	2	3	405	
1416	EL SOCORRO CENTRAL GOV'T SCHOOL HEALTH CENTRE ROAD, EL SOCORRO, SAN JUAN	57	211	4	1	273	372
1420	EL SOCORRO CENTRAL GOV'T SCHOOL HEALTH CENTRE ROAD, EL SOCORRO, SAN JUAN	130	202	2	0	334	494
1425	EL SOCORRO SOUTH GOVERNMENT SCHOOL KAMAL LANE EL SOCORRO SOUTH	55	130	1	1	187	277
1430	ARANGUEZ ISLAMIC MUSLIM SCHOOL BOUNDARY ROAD ARANGUEZ	95	216	4	0	315	439
1431-01	ARANGUEZ JUNIOR SECONDARY SCHOOL BOUNDARY ROAD EXTENSION ARANGUEZ	128	155	3	0	286	851
	TOTALS CARRIED FORWARD	5,923	6,752	147	55	12,877	18,984

Elections to the House of Representatives, 2001  
ELECTORAL DISTRICT OF BARATARIA/SAN JUAN

POLLING DIVISION	POLLING STATION	VOTES CAST FOR EACH CANDIDATE			REJECTED BALLOTS	VOTES CAST	ELECTORAL LIST
Number	Address	ALI, FIAZ P.N.M.	KHAN, FUAD U.N.C.	PARSON, ERROL TEAM UNITY	Number at each Polling Station	Number at each Polling Station	Number of Names on List by Polling Division
	TOTALS BROUGHT FORWARD	5,923	6,752	147	55	12,877	18,984
1431-02	ARANGUEZ JUNIOR SECONDARY SCHOOL BOUNDARY ROAD EXTENSION ARANGUEZ	66	205	2	0	273	
1435	EL SOCORRO NORTH GOVERNMENT SCHOOL LOOTOO STREET EL SOCORRO	100	233	2	2	337	460
1436	EL SOCORRO NORTH GOVERNMENT SCHOOL LOOTOO STREET EL SOCORRO	174	391	4	0	569	754
1440	EL SOCORRO ISLAMIC T.I.A. SCHOOL BISESSAR STREET EL SOCORRO	51	273	4	0	328	457
1445	GHANDI MEMORIAL VEDIC SCHOOL ARANGUEZ MAIN ROAD ARANGUEZ	29	154	4	0	187	250
	TOTALS	6,343	8,008	163	57	14,571	20,905

I hereby certify that the foregoing is a Statement of the Poll showing the number of votes cast for each Candidate, and do on this 10th day of December, 2001  
declare FUAD KHAN elected.

JOSEPH LEWIS  
Returning Officer  
Electoral District of BARATARIA/SAN JUAN



Elections to the House of Representatives, 2001  
ELECTORAL DISTRICT OF CARONI CENTRAL

POLLING DIVISION	POLLING STATION	VOTES CAST FOR EACH CANDIDATE				REJECTED BALLOTS	VOTES CAST	ELECTORAL LIST
Number	Address	HANOOMANSINGH GIDEON TEAM UNITY	RAFEEQ HAMZA U.N.C.	RAMROOP SATISH P.N.M.	SOODEEN RICHARD J. N.D.O.	Number at each Polling Station	Number at each Polling Station	Number of Names on List by Polling Division
2790	CAPARO R.C. SCHOOL BRASSO-CAPARO VALLEY ROAD CAPARO	18	343	111	0	7	479	675
2795	PALMISTE GOVERNMENT SCHOOL SCHOOL ROAD PALMISTE	4	190	37	1	0	232	305
2796-01	PALMISTE GOVERNMENT SCHOOL SCHOOL ROAD PALMISTE	15	353	73	0	1	442	1,202
2796-02	PALMISTE GOVERNMENT SCHOOL SCHOOL ROAD PALMISTE	3	328	49	0	1	381	
2821-01	CHAGUANAS JUNIOR SECONDARY SCHOOL HELEN STREET LANGE PARK, CHAGUANAS	7	111	205	0	1	324	998
2821-02	CHAGUANAS JUNIOR SECONDARY SCHOOL HELEN STREET LANGE PARK, CHAGUANAS	11	198	100	2	2	313	
2825-01	GOLDFINGER SPREAD JOHNSON STREET ENTERPRISE	10	137	335	0	0	482	1,451
	TOTALS CARRIED FORWARD	68	1,660	910	3	12	2,653	4,631

Elections to the House of Representatives, 2001  
ELECTORAL DISTRICT OF CARONI CENTRAL

POLLING DIVISION	POLLING STATION	VOTES CAST FOR EACH CANDIDATE				REJECTED BALLOTS	VOTES CAST	ELECTORAL LIST
Number	Address	HANDOMANSINGH GIDEON TEAM UNITY	RAFEEQ HAMZA U.N.C.	RAMROOP SATISH P.N.M.	SODDEEN RICHARD J. N.D.O.	Number at each Polling Station	Number at each Polling Station	Number of Names on List by Polling Division
	TOTALS BROUGHT FORWARD	68	1,660	910	3	12	2,653	4,631
2825-02	GOLDFINGER SPREAD JOHNSON STREET ENTERPRISE	9	183	253	1	2	448	
2826-01	CHAGUANAS JUNIOR SECONDARY SCHOOL HELEN STREET, LANGE PARK, CHAGUANAS	15	128	190	0	3	336	1,055
2826-02	CHAGUANAS JUNIOR SECONDARY SCHOOL HELEN STREET, LANGE PARK, CHAGUANAS	14	236	105	1	0	356	
2828-01	LENDORE HINDU SCHOOL COR. ENTERPRISE & SCHOOL STREETS ENTERPRISE	7	82	162	0	9	260	780
2828-02	LENDORE HINDU SCHOOL COR. ENTERPRISE & SCHOOL STREETS ENTERPRISE	8	94	142	0	0	244	
2829-01	LENDORE HINDU SCHOOL COR. ENTERPRISE & SCHOOL STREETS ENTERPRISE	10	167	283	7	1	468	1,456
2829-02	LENDORE HINDU SCHOOL COR. ENTERPRISE & SCHOOL STREETS ENTERPRISE	13	189	225	0	0	427	
	TOTALS CARRIED FORWARD	144	2,739	2,270	12	27	5,192	7,922

Elections to the House of Representatives, 2001  
ELECTORAL DISTRICT OF CARONI CENTRAL

POLLING DIVISION	POLLING STATION	VOTES CAST FOR EACH CANDIDATE				REJECTED BALLOTS	VOTES CAST	ELECTORAL LIST
Number	Address	HANOOMANSINGH GIDEON TEAM UNITY	RAFEeq HAMZA U.N.C.	RAMROOP SATISH P.N.M.	SOODEEN RICHARD J. N.D.O.	Number at each Polling Station	Number at each Polling Station	Number of Names on List by Polling Division
	TOTALS BROUGHT FORWARD	144	2,739	2,270	12	27	5,192	7,922
2831-01	LONGDENVILLE GOVERNMENT PRIMARY SCHOOL, MAIN ROAD LONGDENVILLE	12	170	66	0	3	251	805
2831-02	LONGDENVILLE GOVERNMENT PRIMARY SCHOOL, MAIN ROAD LONGDENVILLE	8	237	56	0	0	301	
2832-01	LONGDENVILLE PRESBYTERIAN SCHOOL, BRASSO-CAPARO VALLEY ROAD LONGDENVILLE	4	78	164	1	4	251	840
2832-02	LONGDENVILLE PRESBYTERIAN SCHOOL, BRASSO-CAPARO VALLEY ROAD LONGDENVILLE	4	80	182	0	7	273	
2840-01	EDINBURGH GOV'T PRIMARY SCHOOL, KESTRAL BOULEVARD EDINBURGH 500	14	76	362	0	1	453	2,233
2840-02	EDINBURGH GOV'T PRIMARY SCHOOL, KESTRAL BOULEVARD EDINBURGH 500	9	81	423	0	3	516	
2840-03	EDINBURGH GOV'T PRIMARY SCHOOL, KESTRAL BOULEVARD EDINBURGH 500	11	91	382	1	0	485	
	TOTALS CARRIED FORWARD	206	3,552	3,905	14	45	7,722	11,800

Elections to the House of Representatives, 2001  
ELECTORAL DISTRICT OF CARONI CENTRAL

POLLING DIVISION	POLLING STATION	VOTES CAST FOR EACH CANDIDATE				REJECTED BALLOTS	VOTES CAST	ELECTORAL LIST
Number	Address	HANDOMANSINGH GIDEON TEAM UNITY	RAFEEQ HAMZA U.N.C.	RAMROOP SATISH P.N.M.	SOODEEN RICHARD J. N.D.O.	Number at each Polling Station	Number at each Polling Station	Number of Names on List by Polling Division
	TOTALS BROUGHT FORWARD	206	3,552	3,905	14	45	7,722	11,800
*2841	LION'S BUILDING 1, CONNECTOR ROAD CARLSEN FIELD	27	282	267	0	2	578	295
2845-01	CHAGUANAS SENIOR COMPREHENSIVE SCHOOL HELEN STREET, LANGE PARK, CHAGUANAS	6	197	131	0	0	334	963
2845-02	CHAGUANAS SENIOR COMPREHENSIVE SCHOOL HELEN STREET, LANGE PARK, CHAGUANAS	9	217	82	0	5	313	
2850-01	CHAGUANAS JUNIOR SECONDARY SCHOOL HELEN STREET, LANGE PARK, CHAGUANAS	22	172	190	1	1	386	1,376
2850-02	CHAGUANAS JUNIOR SECONDARY SCHOOL HELEN STREET, LANGE PARK, CHAGUANAS	17	244	163	0	4	428	
2851-01	MONTROSE GOVERNMENT SCHOOL LA CLAVE STREET MONTROSE, CHAGUANAS	23	278	108	0	3	412	1,275
2851-02	MONTROSE GOVERNMENT SCHOOL LA CLAVE STREET MONTROSE, CHAGUANAS	32	327	119	0	2	480	
	TOTALS CARRIED FORWARD	342	5,269	4,965	15	62	10,653	15,709

\* Polling Station where the ballots of Special Electors were intermixed (Rule 93, of the Election (Amendment) Rules, 1986).

Elections to the House of Representatives, 2001  
ELECTORAL DISTRICT OF CARONI CENTRAL

POLLING DIVISION	POLLING STATION	VOTES CAST FOR EACH CANDIDATE				REJECTED BALLOTS	VOTES CAST	ELECTORAL LIST
Number	Address	HANOOMANSINGH GIDEON TEAM UNITY	RAFEEQ HAMZA U.N.C.	RAMROOP SATISH P.N.M.	SOODEEN RICHARD J. N.D.O.	Number at each Polling Station	Number at each Polling Station	Number of Names on List by Polling Division
	TOTALS BROUGHT FORWARD	342	5,269	4,965	15	62	10,653	15,709
2900	SEERERAM MEMORIAL VEDIC SCHOOL OLD SOUTHERN MAIN ROAD MONTROSE.	15	315	49	0	1	380	524
3001-01	LION'S BUILDING 1, CONNECTOR ROAD CARLSEN FIELD	16	232	65	0	1	314	1,078
3001-02	LION'S BUILDING 1, CONNECTOR ROAD CARLSEN FIELD	16	296	58	1	5	376	
3005-01	CARAPICHAIMA SENIOR COMPREHENSIVE SCHOOL MC LEOD TRACE FREEPORT	16	198	98	0	0	312	1,002
3005-02	CARAPICHAIMA SENIOR COMPREHENSIVE SCHOOL MC LEOD TRACE FREEPORT	8	288	63	0	0	359	
3010-01	FREEPORT-LA QUESA COMMUNITY CENTRE LA QUESA ROAD FREEPORT	7	247	17	0	1	272	976
3010-02	FREEPORT-LA QUESA COMMUNITY CENTRE LA QUESA ROAD FREEPORT	16	395	22	0	2	435	
	TOTALS CARRIED FORWARD	436	7,240	5,337	16	72	13,101	19,289

Election to the House of Representatives, 2001  
ELECTORAL DISTRICT OF CARONI CENTRAL

POLLING DIVISION	POLLING STATION	VOTES CAST FOR EACH CANDIDATE				REJECTED BALLOTS	VOTES CAST	ELECTORAL LIST
Number	Address	HANOOMANSINGH GIDEON TEAM UNITY	RAFEEQ HAMZA U.N.C.	RAMROOP SATISH P.N.M.	SOODEEN RICHARD J. N.D.O.	Number at each Polling Station	Number at each Polling Station	Number of Names on List by Polling Division
	TOTALS BROUGHT FORWARD	436	7,240	5,337	16	72	13,101	19,289
3015	CAPARO R.C. SCHOOL BRASSO-CAPARO VALLEY ROAD CAPARO	3	495	57	1	0	556	736
3020	FLANAGIN TOWN R.C. SCHOOL BRASSO-CAPARO VALLEY ROAD FLANAGIN TOWN	19	224	139	0	17	399	638
3035	GRAN COUYA R.C. SCHOOL MAIN ROAD, PEPPER VILLAGE GRAN COUYA	18	248	43	2	0	311	487
3040	CHICKLAND R.C. SCHOOL CHICKLAND ROAD UPPER CARAPICHAIMA	23	182	19	0	1	225	339
3045-01	UPPER CARAPICHAIMA PRESBYTERIAN SCHOOL FREEPORT MISSION ROAD FREEPORT	25	461	23	0	1	510	1,509
3045-02	UPPER CARAPICHAIMA PRESBYTERIAN SCHOOL FREEPORT MISSION ROAD FREEPORT	30	518	30	1	5	584	
3050-01	FREEPORT PRESBYTERIAN SCHOOL FREEPORT MISSION ROAD FREEPORT	17	333	57	0	0	407	1,115
	TOTALS CARRIED FORWARD	571	9,701	5,705	20	96	16,093	24,113

Elections to the House of Representatives, 2001  
ELECTORAL DISTRICT OF CARONI CENTRAL

POLLING DIVISION	POLLING STATION	VOTES CAST FOR EACH CANDIDATE				REJECTED BALLOTS	VOTES CAST	ELECTORAL LIST
Number	Address	HANOOMANSINGH GIDEON TEAM UNITY	RAFEEQ HAMZA U.N.C.	RAMROOP SATISH P.N.M.	SODDEEN RICHARD J. N.D.O.	Number at each Polling Station	Number at each Polling Station	Number of Names on List by Polling Division
	TOTALS BROUGHT FORWARD	571	9,701	5,705	20	96	16,093	24,113
3050-02	FREEPORT PRESBYTERIAN SCHOOL FREEPORT MISSION ROAD FREEPORT	9	283	21	1	2	316	
3060	FREEPORT PRESBYTERIAN SCHOOL FREEPORT MISSION ROAD FREEPORT	10	325	15	0	0	350	475
3065-01	PREYSAL GOVERNMENT SCHOOL FREEPORT MISSION ROAD PREYSAL	32	412	61	1	2	508	1,403
3065-02	PREYSAL GOVERNMENT SCHOOL FREEPORT MISSION ROAD PREYSAL	35	379	50	0	1	465	
3070-01	PREYSAL GOVERNMENT SCHOOL FREEPORT MISSION ROAD PREYSAL	24	469	46	0	6	545	1,523
3070-02	PREYSAL GOVERNMENT SCHOOL FREEPORT MISSION ROAD PREYSAL	26	537	22	0	0	585	
3081	INDIAN TRAIL COMMUNITY CENTRE INDIAN TRAIL ROAD INDIAN TRAIL	12	180	33	1	0	226	372
	TOTALS	719	12,286	5,953	23	107	19,088	27,886

I hereby certify that the foregoing is a Statement of the Poll showing the number of votes cast for each Candidate, and do on this 11th day of December, 2001  
declare HAMZA RAFEEQ elected.

WILLIAM MARK  
Returning Officer  
Electoral District of CARONI CENTRAL

Elections to the House of Representatives, 2001  
ELECTORAL DISTRICT OF CARONI EAST

POLLING DIVISION	POLLING STATION	VOTES CAST FOR EACH CANDIDATE			REJECTED BALLOTS	VOTES CAST	ELECTORAL LIST
Number	Address	GUINNESS CHUNILAL TEAM UNITY	PARMASHWAR LYNSAY ANNE D. P.N.M.	SINGH, GANGA U.N.C.	Number at each Polling Station	Number at each Polling Station	Number of Names on List by Polling Division
1796-01	ST DAVIDS' R.C. SCHOOL CARONI SOUTH BANK ROAD KELLY VILLAGE CARONI	11	84	260	2	357	1,171
1796-02	ST DAVIDS' R.C. SCHOOL CARONI SOUTH BANK ROAD KELLY VILLAGE CARONI	11	99	322	1	433	
2055-01	SAN RAFAEL R.C. SCHOOL TUMPUNA ROAD SAN RAFAEL	9	79	263	3	354	1,179
2055-02	SAN RAFAEL R.C. SCHOOL TUMPUNA ROAD SAN RAFAEL	6	75	259	1	341	
2056	BRAZIL R.C. SCHOOL TALPARO MAIN ROAD BRAZIL	10	191	245	1	447	758
2060	TALPARO R.C. SCHOOL SCHOOL STREET TALPARO	14	125	108	0	247	448
2065	MUNDO NUEVO R.C. SCHOOL JOHN DILLON TRACE MUNDO NUEVO	6	145	184	1	336	669
	TOTALS CARRIED FORWARD	67	798	1,641	9	2,515	4,225



## ELECTORAL DISTRICT OF CARONI EAST

POLLING DIVISION	POLLING STATION	VOTES CAST FOR EACH CANDIDATE			REJECTED BALLOTS	VOTES CAST	ELECTORAL LIST
Number	Address	GUINNESS CHUNILAL TEAM UNITY	PARMASHWAR LYNDSAY ANNE D. P.N.M.	SINGH, GANGA U.N.C.	Number at each Polling Station	Number at each Polling Station	Number of Names on List by Polling Division
	TOTALS BROUGHT FORWARD	67	798	1,641	9	2,515	4,225
2070 <i>merged</i>	TALPARO R.C. SCHOOL SCHOOL STREET TALPARO	6	17	85	1	109	185
2075	TALPARO R.C. SCHOOL SCHOOL STREET TALPARO	3	17	12	0	32	76
2080-01	SAN RAFAEL R.C. SCHOOL TUMPUNA ROAD SAN RAFAEL	9	123	175	2	309	993
2080-02	SAN RAFAEL R.C. SCHOOL TUMPUNA ROAD SAN RAFAEL	9	135	163	0	307	
2660	MAMORAL R.C. SCHOOL MAMORAL ROAD #2 MAMORAL #2	16	145	213	1	375	595
2665	TODD'S ROAD R.C. SCHOOL FLETCHER'S ROAD TODD'S ROAD	9	125	290	0	424	619
	TOTALS CARRIED FORWARD	119	1,360	2,579	13	4,071	6,693

## Elections to the House of Representatives, 2001

## ELECTORAL DISTRICT OF CARONI EAST

POLLING DIVISION	POLLING STATION	VOTES CAST FOR EACH CANDIDATE			REJECTED BALLOTS	VOTES CAST	ELECTORAL LIST
Number	Address	GUINNESS CHUNILAL TEAM UNITY	PARMASHWAR LYNDAY ANNE D. P.N.M.	SINGH, GANGA U.N.C.	Number at each Polling Station	Number at each Polling Station	Number of Names on List by Polling Division
	TOTALS BROUGHT FORWARD	119	1,360	2,579	13	4,071	6,693
2670-01	TODD'S ROAD R.C. SCHOOL FLETCHER'S ROAD TODD'S ROAD	7	155	161	1	324	1,020
2670-02	TODD'S ROAD R.C. SCHOOL FLETCHER'S ROAD TODD'S ROAD	1	111	244	5	361	
2671	TALPARO R.C. SCHOOL SCHOOL STREET TALPARO	3	75	14	2	94	175
2675	LAS LOMAS R.C. SCHOOL LAS LOMAS NO 1 LAS LOMAS	8	45	317	0	370	543
2680-01	LAS LOMAS #2 GOVERNMENT SCHOOL CARONI SOUTH BANK ROAD LAS LOMAS #2	28	39	342	0	409	1,746
2680-02	LAS LOMAS #2 GOVERNMENT SCHOOL CARONI SOUTH BANK ROAD LAS LOMAS #2	20	25	277	2	324	
2680-03	LAS LOMAS #2 GOVERNMENT SCHOOL CARONI SOUTH BANK ROAD LAS LOMAS #2	21	29	384	1	435	
	TOTALS CARRIED FORWARD	207	1,839	4,318	24	6,388	10,177

## Elections to the House of Representatives, 2001

## ELECTORAL DISTRICT OF CARONI EAST

POLLING DIVISION	POLLING STATION	VOTES CAST FOR EACH CANDIDATE			REJECTED BALLOTS	VOTES CAST	ELECTORAL LIST
Number	Address	GUINNESS CHUNILAL TEAM UNITY	PARMASHWAR LYNDSEY ANNE D. P.N.M.	SINGH, GANGA U.N.C.	Number at each Polling Station	Number at each Polling Station	Number of Names on List by Polling Division
	TOTALS BROUGHT FORWARD	207	1,839	4,318	24	6,388	10,177
2685-01	ST HELENA HINDU SCHOOL CARONI SOUTH BANK ROAD ST HELENA V'GE, PIARCO	9	12	507	1	529	1,394
2685-02	ST HELENA HINDU SCHOOL CARONI SOUTH BANK ROAD ST HELENA V'GE, PIARCO	10	5	460	1	476	
2690-01	LAS LOMAS R.C. SCHOOL LAS LOMAS NO. 1 LAS LOMAS	22	118	191	0	331	1,251
2690-02	LAS LOMAS R.C. SCHOOL LAS LOMAS NO. 1 LAS LOMAS	15	74	241	0	330	
2691	MADRAS GOVERNMENT SCHOOL MADRAS ROAD CUNUPIA	2	17	178	0	197	297
2692-01	MADRAS GOVERNMENT SCHOOL MADRAS ROAD CUNUPIA	8	89	363	0	460	1,293
2692-02	MADRAS GOVERNMENT SCHOOL MADRAS ROAD CUNUPIA	13	51	281	1	346	
	TOTALS CARRIED FORWARD	286	2,205	6,539	27	9,057	14,412

## Elections to the House of Representatives, 2001

## ELECTORAL DISTRICT OF CARONI EAST

POLLING DIVISION	POLLING STATION	VOTES CAST FOR EACH CANDIDATE			REJECTED BALLOTS	VOTES CAST	ELECTORAL LIST
Number	Address	GUINNESS CHUNILAL TEAM UNITY	PARMASHWAR LYNDSAY ANNE D. P.N.M.	SINGH, GANGA U.N.C.	Number at each Polling Station	Number at each Polling Station	Number of Names on List by Polling Division
	TOTALS BROUGHT FORWARD	286	2,205	6,539	27	9,057	14,412
2693	MADRAS GOVERNMENT SCHOOL MADRAS ROAD CUNUPIA	5	9	294	1	309	470
2694-01	ST DAVIDS' R.C. SCHOOL CARONI SOUTH BANK ROAD KELLY VILLAGE CARONI	10	75	220	1	306	891
2694-02	ST DAVIDS' R.C. SCHOOL CARONI SOUTH BANK ROAD KELLY VILLAGE CARONI	8	53	208	1	270	
2695	ST DAVIDS' R.C. SCHOOL CARONI SOUTH BANK ROAD KELLY VILLAGE CARONI	12	147	303	0	462	703
2700	DARUL ULOOM GIRLS' COLLEGE CHURCH STREET EAST S.M.R. CUNUPIA	15	132	375	1	523	762
2705	DARUL ULOOM GIRLS' COLLEGE CHURCH STREET EAST S.M.R. CUNUPIA	11	107	357	2	477	743
	TOTALS CARRIED FORWARD	347	2,728	8,296	33	11,404	17,981

## ELECTORAL DISTRICT OF CARONI EAST

POLLING DIVISION	POLLING STATION	VOTES CAST FOR EACH CANDIDATE			REJECTED BALLOTS	VOTES CAST	ELECTORAL LIST
Number	Address	GUINNESS CHUNILAL TEAM UNITY	PARMASHWAR LYNDSEY ANNE D. P.N.M.	SINGH, GANGA U.N.C.	Number at each Polling Station	Number at each Polling Station	Number of Names on List by Polling Division
	TOTALS BROUGHT FORWARD	347	2,728	8,296	33	11,404	17,981
2706	WARRENVILLE PRESBYTERIAN SCHOOL SOUTHERN MAIN ROAD WARRENVILLE	10	23	212	0	245	368
2710-01	WARRENVILLE PRESBYTERIAN SCHOOL SOUTHERN MAIN ROAD WARRENVILLE	12	29	218	0	259	827
2710-02	WARRENVILLE PRESBYTERIAN SCHOOL SOUTHERN MAIN ROAD WARRENVILLE	12	11	273	0	296	
2715	DARUL ULOOM GIRLS' COLLEGE CHURCH STREET EAST S.M.R. CUNUPIA	11	62	436	0	509	709
2717	WARRENVILLE T.L.A. MUSLIM SCHOOL SOUTHERN MAIN ROAD WARRENVILLE	8	25	195	1	229	320
2780-01	RAGOONANAN ROAD GOVERNMENT SCHOOL RAGOONANAN ROAD LONGDEVILLE	10	30	300	0	340	911
2780-02	RAGOONANAN ROAD GOVERNMENT SCHOOL RAGOONANAN ROAD LONGDEVILLE	5	21	268	1	295	
	TOTALS CARRIED FORWARD	415	2,929	10,198	35	13,577	21,116

## Elections to the House of Representatives, 2001

## ELECTORAL DISTRICT OF CARONI EAST

POLLING DIVISION	POLLING STATION	VOTES CAST FOR EACH CANDIDATE			REJECTED BALLOTS	VOTES CAST	ELECTORAL LIST
Number	Address	GUINNESS CHUNILAL TEAM UNITY	PARMASHWAR LYNDSAY ANNE D. P.N.M.	SINGH, GANGA U.N.C.	Number at each Polling Station	Number at each Polling Station	Number of Names on List by Polling Division
	TOTALS BROUGHT FORWARD	415	2,929	10,198	35	13,577	21,116
2781	ENTERPRISE GOVERNMENT SCHOOL CEDAR DRIVE, HOMELAND GARDENS CUNUPIA	6	79	239	1	325	465
2785	PALMISTE GOVERNMENT SCHOOL SCHOOL ROAD PALMISTE	11	62	240	0	313	513
2786	PALMISTE GOVERNMENT SCHOOL SCHOOL ROAD PALMISTE	13	55	420	0	488	722
2800-01	LONGDENVILLE GOVERNMENT PRIMARY SCHOOL BRASSO-CAPARO VALLEY ROAD LONGDENVILLE	6	73	226	0	305	1,007
2800-02	LONGDENVILLE GOVERNMENT PRIMARY SCHOOL BRASSO-CAPARO VALLEY ROAD LONGDENVILLE	11	60	249	1	321	
2805-01	RAGOONANAN ROAD GOVERNMENT SCHOOL RAGOONANAN ROAD LONGDENVILLE	9	104	341	0	454	1,450
2805-02	RAGOONANAN ROAD GOVERNMENT SCHOOL RAGOONANAN ROAD LONGDENVILLE	22	68	387	6	483	
	TOTALS CARRIED FORWARD	493	3,430	12,300	43	16,266	25,273

## Elections to the House of Representatives, 2001

## ELECTORAL DISTRICT OF CARONI EAST

POLLING DIVISION	POLLING STATION	VOTES CAST FOR EACH CANDIDATE			REJECTED BALLOTS	VOTES CAST	ELECTORAL LIST
Number	Address	GUINNESS CHUNILAL TEAM UNITY	PARMASHWAR LYNSAY ANNE D. P.N.M.	SINGH, GANGA U.N.C.	Number at each Polling Station	Number at each Polling Station	Number of Names on List by Polling Division
	TOTALS BROUGHT FORWARD	493	3,430	12,300	43	16,266	25,273
2810-01	LENDORE HINDU SCHOOL COR. ENTERPRISE & SCHOOL STREETS ENTERPRISE	10	138	145	0	293	904
2810-02	LENDORE HINDU SCHOOL COR. ENTERPRISE & SCHOOL STREETS ENTERPRISE	9	126	174	0	309	
2830	LONGDENVILLE GOVERNMENT PRIMARY SCHOOL BRASSO-CAPARO VALLEY ROAD LONGDENVILLE	14	127	258	1	400	663
2835-01	LONGDENVILLE GOVERNMENT PRIMARY SCHOOL BRASSO-CAPARO VALLEY ROAD LONGDENVILLE	6	185	138	0	329	1,033
*2835-02	LONGDENVILLE GOVERNMENT PRIMARY SCHOOL BRASSO-CAPARO VALLEY ROAD LONGDENVILLE	16	358	276	0	650	
	TOTALS	548	4,364	13,291	44	18,247	27,873

\* Polling Station where the ballots of Special Electors were intermixed (Rule 93, of the Election (Amendment) Rules, 1986).

I hereby certify that the foregoing is a Statement of the Poll showing the number of votes cast for each Candidate, and do on this 11th day of December, 2001 declare GANGA SINGH elected.

EVERIL ROSS  
Returning Officer  
Electoral District of CARONI EAST

## Elections to the House of Representatives, 2001

## ELECTORAL DISTRICT OF CHAGUANAS

POLLING DIVISION	POLLING STATION	VOTES CAST FOR EACH CANDIDATE			REJECTED BALLOTS	VOTES CAST	ELECTORAL LIST
Number	Address	HASRANAH LYNCEIA TEAM UNITY	KANTASINGH KRISHNA P.N.M.	RAMSARAN, MANOHAR U.N.C.	Number at each Polling Station	Number at each Polling Station	Number of Names on List by Polling Division
1596-01	CARONI HINDU SCHOOL SOUTHERN MAIN ROAD CARONI	14	14	250	1	279	830
1596-02	CARONI HINDU SCHOOL SOUTHERN MAIN ROAD CARONI	9	8	294	3	314	
1791	CARONI HINDU SCHOOL SOUTHERN MAIN ROAD CARONI	16	42	415	0	473	624
2716-01	CUNUPIA FARMERS RETAIL MARKET FACILITY COR. KING SULTAN AVE. & SOUTHERN MAIN ROAD CUNUPIA	9	73	255	0	337	1,097
2716-02	CUNUPIA FARMERS RETAIL MARKET FACILITY COR. KING SULTAN AVE. & SOUTHERN MAIN ROAD CUNUPIA	9	55	370	0	434	
2728-01	WARRENVILLE T.I.A. MUSLIM SCHOOL SOUTHERN MAIN ROAD WARRENVILLE	15	35	251	2	303	1,062
2728-02	WARRENVILLE T.I.A. MUSLIM SCHOOL SOUTHERN MAIN ROAD WARRENVILLE	13	30	326	0	369	
	TOTALS CARRIED FORWARD	85	257	2,161	6	2,509	3,613



## ELECTORAL DISTRICT OF CHAGUANAS

POLLING DIVISION	POLLING STATION	VOTES CAST FOR EACH CANDIDATE			REJECTED BALLOTS	VOTES CAST	ELECTORAL LIST
Number	Address	HASRANAH LYNCIA TEAM UNITY	KANTASINGH KRISHNA P.N.M.	RAMSARAN, MANOHAR U.N.C.	Number at each Polling Station	Number at each Polling Station	Number of Names on List by Polling Division
	TOTALS BROUGHT FORWARD	85	257	2,161	6	2,509	3,613
2738	MUNROE ROAD GOV'T PRIMARY SCHOOL MUNROE ROAD CUNUPIA	16	23	425	4	468	739
2735-01	MUNROE ROAD HINDU SCHOOL ADJODHA ROAD BEJUCAL, CUNUPIA	10	2	398	2	412	1,166
2735-02	MUNROE ROAD HINDU SCHOOL ADJODHA ROAD BEJUCAL, CUNUPIA	4	4	430	1	439	
2740	MUNROE ROAD HINDU SCHOOL ADJODHA ROAD BEJUCAL, CUNUPIA	7	0	290	0	297	439
2741	CHARLIEVILLE PRESBYTERIAN SCHOOL CARONI SAVANNAH ROAD CHARLIEVILLE	2	6	132	0	140	237
2745-01	CARONI PRESBYTERIAN SCHOOL KNAGGS STREET, FREDERICK SETTLEMENT CARONI	15	49	234	4	302	985
2745-02	CARONI PRESBYTERIAN SCHOOL KNAGGS STREET, FREDERICK SETTLEMENT CARONI	11	35	325	1	372	
	TOTALS CARRIED FORWARD	150	376	4,395	18	4,939	7,179

## Elections to the House of Representatives, 2001

## ELECTORAL DISTRICT OF CHAGUANAS

POLLING DIVISION	POLLING STATION	VOTES CAST FOR EACH CANDIDATE			REJECTED BALLOTS	VOTES CAST	ELECTORAL LIST
Number	Address	HASRANAH LYNCIA TEAM UNITY	KANTASINGH KRISHNA P.N.M.	RAMSARAN, MANOHAR U.N.C.	Number at each Polling Station	Number at each Polling Station	Number of Names on List by Polling Division
	TOTALS BROUGHT FORWARD	150	376	4,395	18	4,939	7,179
2750-01	FELICITY S.D.M.S SCHOOL CACANDEE ROAD FELICITY	16	6	423	0	445	1,238
2750-02	FELICITY S.D.M.S SCHOOL CACANDEE ROAD FELICITY	22	7	393	0	422	
2755-01	CHARLIEVILLE PRESBYTERIAN SCHOOL CARONI SAVANNAH ROAD CHARLIEVILLE	14	11	387	2	414	1,201
2755-02	CHARLIEVILLE PRESBYTERIAN SCHOOL CARONI SAVANNAH ROAD CHARLIEVILLE	6	10	387	0	403	
2760-01	CHARLIEVILLE PRESBYTERIAN SCHOOL CARONI SAVANNAH ROAD CHARLIEVILLE	11	10	371	0	392	1,136
2760-02	CHARLIEVILLE PRESBYTERIAN SCHOOL CARONI SAVANNAH ROAD CHARLIEVILLE	9	4	409	0	422	
2765-01	MUNROE ROAD GOV'T PRIMARY SCHOOL MUNROE ROAD CUNUPIA	12	9	384	0	405	1,366
	TOTALS CARRIED FORWARD	240	433	7,149	20	7,842	12,120

Elections to the House of Representatives, 2001  
ELECTORAL DISTRICT OF CHAGUANAS

POLLING DIVISION	POLLING STATION	VOTES CAST FOR EACH CANDIDATE			REJECTED BALLOTS	VOTES CAST	ELECTORAL LIST
Number	Address	HASRANAH LYN CIA TEAM UNITY	KANTASINGH KRISHNA P.N.M.	RAMSARAN, MANOHAR U.N.C.	Number at each Polling Station	Number at each Polling Station	Number of Names on List by Polling Division
	TOTALS BROUGHT FORWARD	240	433	7,149	20	7,842	12,120
2765-02	MUNROE ROAD GOV'T PRIMARY SCHOOL MUNROE ROAD CUNUPIA	9	6	487	2	504	
2770-01	JERNINGHAM GOVERNMENT SCHOOL HASSARATH ROAD EXTENSION CUNUPIA	13	91	139	0	243	966
2770-02	JERNINGHAM GOVERNMENT SCHOOL HASSARATH ROAD EXTENSION CUNUPIA	8	56	282	1	347	
2772	JERNINGHAM GOVERNMENT SCHOOL HASSARATH ROAD EXTENSION CUNUPIA	15	118	163	2	298	497
2815-01	JERNINGHAM GOVERNMENT SCHOOL HASSARATH ROAD EXTENSION CUNUPIA	16	185	243	0	444	1,544
2815-02	JERNINGHAM GOVERNMENT SCHOOL HASSARATH ROAD EXTENSION CUNUPIA	11	106	408	1	526	
2820	ENTERPRISE GOVERNMENT SCHOOL CEDAR DRIVE, HOMELAND GARDENS CUNUPIA	9	230	125	0	364	522
	TOTALS CARRIED FORWARD	321	1,225	8,996	26	10,568	15,649

## Elections to the House of Representatives, 2001.

## ELECTORAL DISTRICT OF CHAGUANAS

POLLING DIVISION	POLLING STATION	VOTES CAST FOR EACH CANDIDATE			REJECTED BALLOTS	VOTES CAST	ELECTORAL LIST
Number	Address	HASRANAH LYNCIA TEAM UNITY	KANTASINGH KRISHNA P.N.M.	RAMSARAN, MANOHAR U.N.C.	Number at each Polling Station	Number at each Polling Station	Number of Names on List by Polling Division
	TOTALS BROUGHT FORWARD	321	1,225	8,996	26	10,568	15,649
2822-01	GOLDFINGER SPREAD JOHNSON STREET ENTERPRISE VILLAGE, CHAGUANAS	3	223	60	2	288	1,658
2822-02	GOLDFINGER SPREAD JOHNSON STREET ENTERPRISE VILLAGE, CHAGUANAS	13	223	106	2	344	
2822-03	GOLDFINGER SPREAD JOHNSON STREET ENTERPRISE VILLAGE, CHAGUANAS	4	190	131	8	333	
2823	ENTERPRISE GOVERNMENT SCHOOL CEDAR DRIVE, HOMELAND GARDENS CUNUPIA.	6	227	96	2	331	544
2824	ENTERPRISE GOVERNMENT SCHOOL CEDAR DRIVE, HOMELAND GARDENS CUNUPIA.	8	185	55	0	248	426
2827	ENTERPRISE GOVERNMENT SCHOOL CEDAR DRIVE, HOMELAND GARDENS CUNUPIA	17	198	216	15	446	785
2855-01	ENDEAVOUR HINDU SCHOOL RODNEY ROAD ENDEAVOUR, CHAGUANAS	6	25	299	6	336	882
	TOTALS CARRIED FORWARD	378	2,496	9,959	61	12,894	19,944

## Elections to the House of Representatives, 2001.

## ELECTORAL DISTRICT OF CHAGUANAS

POLLING DIVISION	POLLING STATION	VOTES CAST FOR EACH CANDIDATE			REJECTED BALLOTS	VOTES CAST	ELECTORAL LIST
Number	Address	HASRANAH LYN CIA TEAM UNITY	KANTASINGH KRISHNA P.N.M.	RAMSARAN, MANOHAR U.N.C.	Number at each Polling Station	Number at each Polling Station	Number of Names on List by Polling Division
	TOTALS BROUGHT FORWARD	378	2,496 <sup>1</sup>	9,959	61	12,894	19,944
2855-02	ENDEAVOUR HINDU SCHOOL RODNEY ROAD ENDEAVOUR, CHAGUANAS	7	9	347	0	363	
2860	ENDEAVOUR HINDU SCHOOL RODNEY ROAD ENDEAVOUR, CHAGUANAS	5	12	405	1	423	582
2865-01	CHARLIEVILLE A.S.J.A SCHOOL CARONI SAVANNAH RD, ST. CHARLES VILLAGE.	20	30	361	0	411	1,258
2865-02	CHARLIEVILLE A.S.J.A SCHOOL CARONI SAVANNAH RD, ST. CHARLES VILLAGE.	14	18	312	1	345	
2870-01	CHARLIEVILLE A.S.J.A SCHOOL CARONI SAVANNAH RD, ST. CHARLES VILLAGE.	9	3	401	1	414	1,206
2870-02	CHARLIEVILLE A.S.J.A SCHOOL CARONI SAVANNAH RD, ST. CHARLES VILLAGE.	18	8	454	1	481	
2875-01	CHAGUANAS R.C. SCHOOL HENDERSON STREET CHAGUANAS	6	70	188	3	267	1,539
	TOTALS CARRIED FORWARD	457	2,646	12,427	68	15,598	24,529

## Elections to the House of Representatives, 2001

## ELECTORAL DISTRICT OF CHAGUANAS

POLLING DIVISION	POLLING STATION	VOTES CAST FOR EACH CANDIDATE			REJECTED BALLOTS	VOTES CAST	ELECTORAL LIST
Number	Address	HASRANAH LYNCIA TEAM UNITY	KANTASINGH KRISHNA P.N.M.	RAMSARAN, MANOHAR U.N.C.	Number at each Polling Station	Number at each Polling Station	Number of Names on List by Polling Division
	TOTALS BROUGHT FORWARD	457	2,646	12,427	68	15,598	24,529
2875-02	CHAGUANAS R.C. SCHOOL HENDERSON STREET CHAGUANAS	5	69	282	2	358	
2875-03	CHAGUANAS R.C. SCHOOL HENDERSON STREET CHAGUANAS	3	41	253	2	299	
2880-01	CHAGUANAS R.C. SCHOOL HENDERSON STREET CHAGUANAS	11	81	161	1	254	956
2880-02	CHAGUANAS R.C. SCHOOL HENDERSON STREET CHAGUANAS	12	78	280	0	370	
2885	CHAGUANAS R.C. SCHOOL HENDERSON STREET CHAGUANAS	10	35	81	1	127	228
*2890	PRESENTATION COLLEGE ST YVES STREET CHAGUANAS	36	231	368	3	638	549
	TOTALS CARRIED FORWARD	534	3,181	13,852	77	17,644	26,262

\* Polling Station where the ballots of Special Electors were intermixed (Rule 93, of the Election (Amendment) Rules, 1986).

## Elections to the House of Representatives, 2001

## ELECTORAL DISTRICT OF CHAGUANAS

POLLING DIVISION	POLLING STATION	VOTES CAST FOR EACH CANDIDATE			REJECTED BALLOTS	VOTES CAST	ELECTORAL LIST
Number	Address	HASRANAH LYNCIA TEAM UNITY	KANTASINGH KRISHNA P.N.M.	RAMSARAN, MANOHAR U.N.C.	Number at each Polling Station	Number at each Polling Station	Number of Names on List by Polling Division
	TOTALS BROUGHT FORWARD	534	3,181	13,852	77	17,644	26,262
2915	CHAGUANAS R.C. SCHOOL HENDERSON STREET CHAGUANAS	6	139	267	1	413	685
2920	FELICITY PRESBYTERIAN SCHOOL CACANDEE ROAD FELICITY	4	46	288	2	340	504
	TOTALS	544	3,366	14,407	80	18,397	27,451

I hereby certify that the foregoing is a Statement of the Poll showing the number of votes cast for each Candidate, and do on this 11th day of December, 2001 declare MANOHAR RAMSARAN elected.

GENET PILGRIM-SIMMONS  
Returning Officer  
Electoral District of CHAGUANAS

## Elections to the House of Representatives, 2001

## ELECTORAL DISTRICT OF COUVA NORTH

POLLING DIVISION	POLLING STATION	VOTES CAST FOR EACH CANDIDATE			REJECTED BALLOTS	VOTES CAST	ELECTORAL LIST
Number	Address	MYERS VERNON FRANCES P.N.M.	PANDAY BASDEO U.N.C.	TOTAHRAM SAHADEO TEAM UNITY	Number at each Polling Station	Number at each Polling Station	Number of Names on List by Polling Division
2905	MONTROSE VEDIC SCHOOL ELEANOR STREET CHAGUANAS	69	342	21	0	432	625
*2906	MONTROSE VEDIC SCHOOL ELEANOR STREET CHAGUANAS	149	226	28	7	410	159
2910	CHAGUANAS GOVERNMENT SCHOOL CHAGUANAS MAIN ROAD CHAGUANAS	128	153	4	0	285	401
2925-01	FELICITY PRESBYTERIAN SCHOOL CACANDEE ROAD FELICITY	5	301	6	1	313	813
2925-02	FELICITY PRESBYTERIAN SCHOOL CACANDEE ROAD FELICITY	3	262	3	1	269	
2926-01	FELICITY PRESBYTERIAN SCHOOL CACANDEE ROAD FELICITY	21	257	8	3	289	824
2926-02	FELICITY PRESBYTERIAN SCHOOL CACANDEE ROAD FELICITY	14	309	12	0	335	
	TOTALS CARRIED FORWARD	389	1,850	82	12	2,333	2,822

\* Polling Station where the ballots of Special Electors were intermixed (Rule 93, of the Election (Amendment) Rules, 1986).



## ELECTORAL DISTRICT OF COUVA NORTH

POLLING DIVISION	POLLING STATION	VOTES CAST FOR EACH CANDIDATE			REJECTED BALLOTS	VOTES CAST	ELECTORAL LIST
Number	Address	MYERS VERNON FRANCES P.N.M.	PANDAY BASDEO U.N.C.	TOTAHGRAM SAHADEO TEAM UNITY	Number at each Polling Station	Number at each Polling Station	Number of Names on List by Polling Division
	TOTALS BROUGHT FORWARD	389	1,850	82	12	2,333	2,822
2930-01	FELICITY S.D.M.S. SCHOOL CACANDEE ROAD FELICITY	2	316	6	0	324	838
2930-02	FELICITY S.D.M.S. SCHOOL CACANDEE ROAD FELICITY	2	271	5	0	278	
2935	FELICITY S.D.M.S. SCHOOL CACANDEE ROAD FELICITY	3	531	11	0	545	698
2945	WATERLOO HINDU SCHOOL WATERLOO ROAD CARAPICHAIMA	27	412	6	0	445	623
2950	WATERLOO HINDU SCHOOL WATERLOO ROAD CARAPICHAIMA	18	356	4	3	381	501
2955	WATERLOO PRESBYTERIAN SCHOOL WATERLOO ROAD CARAPICHAIMA	175	316	12	1	504	755
2960-01	ORANGE FIELD HINDU SCHOOL APPOO AVE, ORANGE FIELD ROAD ORANGE FIELD	72	295	11	0	378	1,245
	TOTALS CARRIED FORWARD	688	4,347	137	16	5,188	8,482

## Elections to the House of Representatives, 2001

## ELECTORAL DISTRICT OF COUVA NORTH

POLLING DIVISION	POLLING STATION	VOTES CAST FOR EACH CANDIDATE			REJECTED BALLOTS	VOTES CAST	ELECTORAL LIST
Number	Address	MYERS VERNON FRANCES P.N.M.	PANDAY BASDEO U.N.C.	TOTAHAM SAHADEO TEAM UNITY	Number at each Polling Station	Number at each Polling Station	Number of Names on List by Polling Division
	TOTALS BROUGHT FORWARD	688	4,347	137	16	5,188	8,482
2960-02	ORANGE FIELD HINDU SCHOOL APPOO AVE, ORANGE FIELD ROAD ORANGE FIELD	59	391	8	0	458	
2960-03	ORANGE FIELD HINDU SCHOOL APPOO AVE, ORANGE FIELD ROAD ORANGE FIELD	39	416	8	3	466	
2960-04	ORANGE FIELD HINDU SCHOOL APPOO AVE, ORANGE FIELD ROAD ORANGE FIELD	37	221	5	3	266	
2975	CHANDERNAGORE PRESBYTERIAN SCHOOL SOUTHERN MAIN ROAD EDINBURGH VILLAGE	104	361	22	2	489	719
2980-01	AGOSTINI SETTLEMENT KABIR PANTH SCHOOL LIME HEAD ROAD CHASE VILLAGE	70	299	7	2	378	1,551
2980-02	AGOSTINI SETTLEMENT KABIR PANTH SCHOOL LIME HEAD ROAD CHASE VILLAGE	30	392	14	2	438	
2980-03	AGOSTINI SETTLEMENT KABIR PANTH SCHOOL LIME HEAD ROAD CHASE VILLAGE	41	172	8	0	221	
	TOTALS CARRIED FORWARD	1,068	6,599	209	28	7,904	10,752

## Elections to the House of Representatives, 2001

## ELECTORAL DISTRICT OF COUVA NORTH

POLLING DIVISION	POLLING STATION	VOTES CAST FOR EACH CANDIDATE			REJECTED BALLOTS	VOTES CAST	ELECTORAL LIST
Number	Address	MYERS VERNON FRANCES P.N.M.	PANDAY BASDEO U.N.C.	TOTAHAM SAHADEO TEAM UNITY	Number at each Polling Station	Number at each Polling Station	Number of Names on List by Polling Division
	TOTALS BROUGHT FORWARD	1,068	6,599	209	28	7,904	10,752
2985-01	AGOSTINI SETTLEMENT KABIR PANTH SCHOOL LIME HEAD ROAD CHASE VILLAGE	63	273	11	1	348	1,535
2985-02	AGOSTINI SETTLEMENT KABIR PANTH SCHOOL LIME HEAD ROAD CHASE VILLAGE	67	249	13	2	331	
2985-03	AGOSTINI SETTLEMENT KABIR PANTH SCHOOL LIME HEAD ROAD CHASE VILLAGE	59	241	6	0	306	
2990	ORANGE FIELD HINDU SCHOOL APPOO AVE, ORANGE FIELD ROAD ORANGE FIELD	45	264	8	0	317	433
2995-01	CARAPICHAIMA JUNIOR SECONDARY SCHOOL MC LEOD TRACE FREEPORT	86	196	16	0	298	2,539
2995-02	CARAPICHAIMA JUNIOR SECONDARY SCHOOL MC LEOD TRACE FREEPORT	101	295	26	0	422	
2995-03	CARAPICHAIMA JUNIOR SECONDARY SCHOOL MC LEOD TRACE FREEPORT	80	198	6	2	286	
	TOTALS CARRIED FORWARD	1,569	8,315	295	33	10,212	15,259

## Elections to the House of Representatives, 2001

## ELECTORAL DISTRICT OF COUVA NORTH

POLLING DIVISION	POLLING STATION	VOTES CAST FOR EACH CANDIDATE			REJECTED BALLOTS	VOTES CAST	ELECTORAL LIST
Number	Address	MYERS VERNON FRANCES P.N.M.	PANDAY BASDEO U.N.C.	TOTAHAM SAHADEO TEAM UNITY	Number at each Polling Station	Number at each Polling Station	Number of Names on List by Polling Division
	TOTALS BROUGHT FORWARD	1,569	8,315	295	33	10,212	15,259
2995-04	CARAPICHAIMA JUNIOR SECONDARY SCHOOL MC LEOD TRACE FREEPORT	83	264	20	0	367	
2995-05	CARAPICHAIMA JUNIOR SECONDARY SCHOOL MC LEOD TRACE FREEPORT	81	195	8	0	284	
3000-01	CARAPICHAIMA JUNIOR SECONDARY SCHOOL MC LEOD TRACE FREEPORT	90	177	15	2	284	937
3000-02	CARAPICHAIMA JUNIOR SECONDARY SCHOOL MC LEOD TRACE FREEPORT	49	265	8	0	322	
3002-01	CARAPICHAIMA JUNIOR SECONDARY SCHOOL MC LEOD TRACE FREEPORT	68	191	7	5	271	1,001
3002-02	CARAPICHAIMA JUNIOR SECONDARY SCHOOL MC LEOD TRACE FREEPORT	50	327	11	2	390	
3096-01	MC BEAN HINDU SCHOOL SOUTHERN MAIN ROAD MC BEAN	58	207	17	1	283	805
	TOTALS CARRIED FORWARD	2,048	9,941	381	43	12,413	18,002

## ELECTORAL DISTRICT OF COUVA NORTH

POLLING DIVISION	POLLING STATION	VOTES CAST FOR EACH CANDIDATE			REJECTED BALLOTS	VOTES CAST	ELECTORAL LIST
Number	Address	MYERS VERNON FRANCES P.N.M.	PANDAY BASDEO U.N.C.	TOTAHAM SAHADEO TEAM UNITY	Number at each Polling Station	Number at each Polling Station	Number of Names on List by Polling Division
	TOTALS BROUGHT FORWARD	2,648	9,941	381	43	12,413	18,002
3096-02	MC BEAN HINDU SCHOOL SOUTHERN MAIN ROAD MC BEAN	20	277	13	0	310	
3105-01	CARAPICHAIMA ASJA PRIMARY SCHOOL WATERLOO ROAD CARAPICHAIMA	77	158	16	0	251	803
3105-02	CARAPICHAIMA ASJA PRIMARY SCHOOL WATERLOO ROAD CARAPICHAIMA	74	190	14	0	278	
3110	CARAPICHAIMA A.C. SCHOOL WATERLOO ROAD CARAPICHAIMA	85	171	11	1	268	418
3115	EXCHANGE R.C. SCHOOL SOUTHERN MAIN ROAD COUVA	33	249	23	0	305	469
3130	COUVA A.C. SCHOOL COR. SOUTHERN MAIN ROAD & SMITH STREET COUVA	125	347	32	5	509	736
3135-01	ORANGE VALLEY GOVERNMENT SCHOOL BAY ROAD ORANGE VALLEY	20	265	8	0	293	974
	TOTALS CARRIED FORWARD	2,482	11,598	498	49	14,627	21,402

## Elections to the House of Representatives, 2001

## ELECTORAL DISTRICT OF COUVA NORTH

POLLING DIVISION	POLLING STATION	VOTES CAST FOR EACH CANDIDATE			REJECTED BALLOTS	VOTES CAST	ELECTORAL LIST
Number	Address	MYERS VERNON FRANCES P.N.M.	PANDAY BASDEO U.N.C.	TOTAHAM SAHADEO TEAM UNITY	Number at each Polling Station	Number at each Polling Station	Number of Names on List by Polling Division
	TOTALS BROUGHT FORWARD	2,482	11,598	498	49	14,627	21,402
3135-02	ORANGE VALLEY GOVERNMENT SCHOOL BAY ROAD ORANGE VALLEY	23	375	4	1	403	
3140-01	COUVA A.C. SCHOOL COR. SOUTHERN MAIN ROAD & SMITH STREET COUVA	116	257	31	0	404	1,126
3140-02	COUVA A.C. SCHOOL COR. SOUTHERN MAIN ROAD & SMITH STREET COUVA	76	221	11	0	308	
3145-01	PERSEVERANCE COMMUNITY CENTRE WATERLOO ROAD PERSEVERANCE VILLAGE, COUVA	90	283	33	1	407	1,067
3145-02	PERSEVERANCE COMMUNITY CENTRE WATERLOO ROAD PERSEVERANCE VILLAGE, COUVA	28	277	29	0	334	
3150-01	NATIONAL HOUSING AUTHORITY OFFICE CARONI AVENUE LISAS GARDENS, COUVA	213	87	54	0	354	1,184
	TOTALS CARRIED FORWARD	3,028	13,098	660	51	16,837	24,779

## ELECTORAL DISTRICT OF COUVA NORTH

POLLING DIVISION	POLLING STATION	VOTES CAST FOR EACH CANDIDATE			REJECTED BALLOTS	VOTES CAST	ELECTORAL LIST
Number	Address	MYERS VERNON FRANCES P.N.M.	PANDAY BASDEO U.N.C.	TOTAIHRAM SAHADEO TEAM UNITY	Number at each Polling Station	Number at each Polling Station	Number of Names on List by Polling Division
3150-02	TOTALS BROUGHT FORWARD	3,028	13,098	660	51	16,837	24,779
	NATIONAL HOUSING AUTHORITY OFFICE CARONI AVENUE LISAS GARDENS, COUVA	192	133	55	0	380	
	TOTALS	3,220	13,231	715	51	17,217	24,779

I hereby certify that the foregoing is a Statement of the Poll showing the number of votes cast for each Candidate, and do on this 11th day of December, 2001  
declare BASDEO PANDAY elected.

SAHADEO SINGH  
Returning Officer  
Electoral District of COUVA NORTH

## ELECTORAL DISTRICT OF COUVA SOUTH

POLLING DIVISION	POLLING STATION	VOTES CAST FOR EACH CANDIDATE			REJECTED BALLOTS	VOTES CAST	ELECTORAL LIST
Number	Address	MAHARAJ, RAMESH L. TEAM UNITY	RAMNATH KELVIN U.N.C.	RAMPERSAD SINGH RUDY R. P.N.M.	Number at each Polling Station	Number at each Polling Station	Number of Names on List by Polling Division
3056-01	FREEPORT HINDU SCHOOL FREEPORT MISSION ROAD FREEPORT	51	208	80	1	341	1,084
3056-02	FREEPORT HINDU SCHOOL FREEPORT MISSION ROAD FREEPORT	63	288	69	0	420	
3061-01	BALMAIN PRESBYTERIAN CHURCH ANNEXE COUVA MAIN ROAD BALMAIN	39	225	29	0	293	929
3061-02	BALMAIN PRESBYTERIAN CHURCH ANNEXE COUVA MAIN ROAD BALMAIN	39	318	11	0	368	
3066	BALMAIN PRESBYTERIAN SCHOOL SCHOOL STREET BALMAIN	105	331	33	2	471	657
3085	BALMAIN PRESBYTERIAN SCHOOL SCHOOL STREET BALMAIN	101	282	60	0	443	611
3090-01	BALMAIN PRESBYTERIAN CHURCH ANNEXE COUVA MAIN ROAD BALMAIN	127	380	98	1	606	1,533
	TOTALS CARRIED FORWARD	525	2,032	380	5	2,942	4,814



Elections to the House of Representatives, 2001  
ELECTORAL DISTRICT OF COUVA SOUTH

POLLING DIVISION	POLLING STATION	VOTES CAST FOR EACH CANDIDATE			REJECTED BALLOTS	VOTES CAST	ELECTORAL LIST
Number	Address	MAHARAJ, RAMESH L. TEAM UNITY	RAMNATH KELVIN U.N.C.	RAMPERSAD SINGH RUDY R. P.N.M.	Number at each Polling Station	Number at each Polling Station	Number of Names on List by Polling Division
	TOTALS BROUGHT FORWARD	525	2,032	380	5	2,942	4,814
3090-02	BALMAIN PRESBYTERIAN CHURCH ANNEXE COUVA MAIN ROAD BALMAIN	92	400	68	0	560	
3091	BALMAIN COMMUNITY CENTRE COUVA ROAD BALMAIN	84	206	34	0	324	468
3092	MC BEAN PRESBYTERIAN SCHOOL CALCUTTA ROAD #1 MC BEAN	22	100	23	1	146	203
3094-01	MC BEAN PRESBYTERIAN SCHOOL CALCUTTA ROAD #1 MC BEAN	90	279	30	2	401	988
3094-02	MC BEAN PRESBYTERIAN SCHOOL CALCUTTA ROAD #1 MC BEAN	50	248	16	0	314	
3095	MC BEAN HINDU SCHOOL SOUTHERN MAIN ROAD MC BEAN	72	295	15	1	383	505
3097	MC BEAN HINDU SCHOOL SOUTHERN MAIN ROAD MC BEAN	60	262	66	2	390	572
	TOTALS CARRIED FORWARD	995	3,822	632	11	5,460	7,550

## Elections to the House of Representatives, 2001

## ELECTORAL DISTRICT OF COUVA SOUTH

POLLING DIVISION	POLLING STATION	VOTES CAST FOR EACH CANDIDATE			REJECTED BALLOTS	VOTES CAST	ELECTORAL LIST
Number	Address	MAHARAJ, RAMESH L. TEAM UNITY	RAMNATH KELVIN U.N.C.	RAMPERSADSINGH RUDY R. P.N.M.	Number at each Polling Station	Number at each Polling Station	Number of Names on List by Polling Division
	TOTALS BROUGHT FORWARD	995	3,822	632	11	5,460	7,550
3098-01	CARAPICHAIMA R.C. SCHOOL RECREATION GROUND ROAD ST MARY'S VILLAGE	121	189	56	3	369	1,133
3098-02	CARAPICHAIMA R.C. SCHOOL RECREATION GROUND ROAD ST MARY'S VILLAGE	87	264	57	1	409	
3100-01	CARAPICHAIMA R.C. SCHOOL RECREATION GROUND ROAD ST MARY'S VILLAGE	88	277	110	4	479	1,415
3100-02	CARAPICHAIMA R.C. SCHOOL RECREATION GROUND ROAD ST MARY'S VILLAGE	75	319	74	1	469	
3120	EXCHANGE PRESBYTERIAN SCHOOL BRYCE STREET COUVA	62	241	97	0	400	596
3125-01	COUVA JUNIOR SECONDARY SCHOOL BALISIER STREET COUVA	126	27	260	2	415	2,001
3125-02	COUVA JUNIOR SECONDARY SCHOOL BALISIER STREET COUVA	149	47	294	0	490	
	TOTALS CARRIED FORWARD	1,703	5,186	1,580	22	8,491	12,695

## ELECTORAL DISTRICT OF COUVA SOUTH

POLLING DIVISION	POLLING STATION	VOTES CAST FOR EACH CANDIDATE			REJECTED BALLOTS	VOTES CAST	ELECTORAL LIST
Number	Address	MAHARAJ, RAMESH L. TEAM UNITY	RAMNATH KELVIN U.N.C.	RAMPERSADSINGH RUDY R. P.N.M.	Number at each Polling Station	Number at each Polling Station	Number of Names on List by Polling Division
	TOTALS BROUGHT FORWARD	1,703	5,186 *	1,580	22	8,491	12,695
3125-03	COUVA JUNIOR SECONDARY SCHOOL BALISIER STREET COUVA	122	49	224	1	396	
3126	COUVA JUNIOR SECONDARY SCHOOL BALISIER STREET COUVA	27	228	56	0	311	428
*3155	CALIFORNIA GOVERNMENT SCHOOL SOUTHERN MAIN ROAD CALIFORNIA	104	153	194	0	451	179
3160	CALIFORNIA GOVERNMENT SCHOOL SOUTHERN MAIN ROAD CALIFORNIA	40	156	32	0	228	335
3165	CALIFORNIA GOVERNMENT SCHOOL SOUTHERN MAIN ROAD CALIFORNIA	47	115	75	1	238	340
3170	CALIFORNIA YOUTH CENTRE YALLERY STREET CALIFORNIA	41	96	45	0	182	269
3175	CALIFORNIA YOUTH CENTRE YALLERY STREET CALIFORNIA	59	162	95	0	316	448
	TOTALS CARRIED FORWARD	2,143	6,145	2,301	24	10,613	14,694

\* Polling Station where the ballots of Special Electors were intermixed (Rule 93, of the Election (Amendment) Rules, 1986).

## Elections to the House of Representatives, 2001

## ELECTORAL DISTRICT OF COUVA SOUTH

POLLING DIVISION	POLLING STATION	VOTES CAST FOR EACH CANDIDATE			REJECTED BALLOTS	VOTES CAST	ELECTORAL LIST
Number	Address	MAHARAJ, RAMESH L. TEAM UNITY	RAMNATH KELVIN U.N.C.	RAMPERSAD SINGH RUDY R. P.N.M.	Number at each Polling Station	Number at each Polling Station	Number of Names on List by Polling Division
	TOTALS BROUGHT FORWARD	2,143	6,145	2,301	24	10,613	14,694
3180	ESPERANZA PRESBYTERIAN SCHOOL HOSEIN STREET CALIFORNIA	58	198	112	1	369	605
3185-01	DOW VILLAGE GOVERNMENT SCHOOL DOW VILLAGE CALIFORNIA	101	343	64	0	508	2,558
3185-02	DOW VILLAGE GOVERNMENT SCHOOL DOW VILLAGE CALIFORNIA	70	266	65	1	402	
3185-03	DOW VILLAGE GOVERNMENT SCHOOL DOW VILLAGE CALIFORNIA	60	226	41	0	327	
3185-04	DOW VILLAGE GOVERNMENT SCHOOL DOW VILLAGE CALIFORNIA	118	418	47	1	584	
3190	ESPERANZA PRESBYTERIAN SCHOOL HOSEIN STREET CALIFORNIA	51	187	11	1	250	344
	TOTALS CARRIED FORWARD	2,601	7,783	2,641	28	13,053	18,201

Elections to the House of Representatives, 2001  
ELECTORAL DISTRICT OF COUVA SOUTH

POLLING DIVISION	POLLING STATION	VOTES CAST FOR EACH CANDIDATE			REJECTED BALLOTS	VOTES CAST	ELECTORAL LIST
Number	Address	MAHARAJ, RAMESH L. TEAM UNITY	RAMNATH KELVIN U.N.C.	RAMPERSADSINGH RUDY R. P.N.M.	Number at each Polling Station	Number at each Polling Station	Number of Names on List by Polling Division
	TOTALS BROUGHT FORWARD	2,601	7,783	2,641	28	13,053	18,201
3195-01	MILTON PRESBYTERIAN SCHOOL RIVULET ROAD MILTON	84	507	32	8	631	2,320
3195-02	O'PLAY VILLAGE COMMUNITY CENTRE O'PLAY VILLAGE ESPERANZA	48	236	1	4	289	
3195-03	O'PLAY VILLAGE COMMUNITY CENTRE O'PLAY VILLAGE ESPERANZA	47	248	4	2	301	
3195-04	PHOENIX PARK GOVERNMENT SCHOOL PHOENIX PARK ROAD CALIFORNIA	103	388	29	8	528	
3200-01	MILTON PRESBYTERIAN SCHOOL RIVULET ROAD MILTON	40	211	78	2	331	1,043
3200-02	MILTON PRESBYTERIAN SCHOOL RIVULET ROAD MILTON	31	245	64	0	340	
3205	INDIAN TRAIL COMMUNITY CENTRE INDIAN TRAIL ROAD INDIAN TRAIL	23	133	84	0	240	389
	TOTALS CARRIED FORWARD	2,977	9,751	2,933	52	15,713	21,953

## Elections to the House of Representatives, 2001

## ELECTORAL DISTRICT OF COUVA SOUTH

POLLING DIVISION	POLLING STATION	VOTES CAST FOR EACH CANDIDATE			REJECTED BALLOTS	VOTES CAST	ELECTORAL LIST
Number	Address	MAHARAJ, RAMESH L. TEAM UNITY	RAMNATH KELVIN U.N.C.	RAMPERSADSINGH RUDY R. P.N.M.	Number at each Polling Station	Number at each Polling Station	Number of Names on List by Polling Division
	TOTALS BROUGHT FORWARD	2,977	9,751	2,933	52	15,713	21,953
3206	SPRING VALE HINDU SCHOOL MT PLEASANT ROAD SPRING VALE	40	319	109	7	475	692
3210	SPRING VALE HINDU SCHOOL MT PLEASANT ROAD SPRING VALE	70	212	213	2	497	684
3215	PHOENIX PARK GOVERNMENT SCHOOL PHOENIX PARK ROAD CALIFORNIA	42	129	52	0	223	292
3225-01	CLAXTON BAY JUNIOR A.C SCHOOL CEDAR HILL ROAD CLAXTON BAY	52	208	200	5	465	1,493
3225-02	CLAXTON BAY JUNIOR A.C SCHOOL CEDAR HILL ROAD CLAXTON BAY	50	271	150	1	472	
	TOTALS	3,231	10,890	3,657	67	17,845	25,114

I hereby certify that the foregoing is a Statement of the Poll showing the number of votes cast for each Candidate, and do on this 11th day of December, 2001 declare KELVIN RAMNATH elected.

FITZROY GITTENS  
Returning Officer  
Electoral District of COUVA SOUTH

Elections to the House of Representatives, 2001  
ELECTORAL DISTRICT OF DIEGO MARTIN CENTRAL

POLLING DIVISION	POLLING STATION	VOTES CAST FOR EACH CANDIDATE			REJECTED BALLOTS	VOTES CAST	ELECTORAL LIST
Number	Address	BERMENT DONALD TEAM UNITY	KERNAHAN JENNIFER U.N.C.	VALLEY KENNETH C. P.N.M.	Number at each Polling Station	Number at each Polling Station	Number of Names on List by Polling Division
0051-01	FOUR ROADS GOVERNMENT PRIMARY SCHOOL UNION ROAD, FOUR ROADS DIEGO MARTIN	5	55	338	1	399	1,350
0051-02	FOUR ROADS GOVERNMENT PRIMARY SCHOOL UNION ROAD, FOUR ROADS DIEGO MARTIN	10	55	274	1	340	
0055	FOUR ROADS GOVERNMENT PRIMARY SCHOOL UNION ROAD, FOUR ROADS DIEGO MARTIN	3	43	181	0	227	382
*0060-01	MAPLE LEAF INTERNATIONAL SCHOOL ALYCE HEIGHTS DRIVE ALYCE GLEN, PETIT VALLEY	10	85	364	0	459	815
0060-02	MAPLE LEAF INTERNATIONAL SCHOOL ALYCE HEIGHTS DRIVE ALYCE GLEN, PETIT VALLEY	3	93	191	0	287	
0085	CRYSTAL STREAM GOV'T PRIMARY SCHOOL CRYSTAL STREAM AVENUE DIEGO MARTIN	5	87	181	3	276	456
0086	CRYSTAL STREAM GOV'T PRIMARY SCHOOL CRYSTAL STREAM AVENUE DIEGO MARTIN	7	250	238	1	496	774
	TOTALS CARRIED FORWARD	43	668	1,767	6	2,484	3,777

\* Polling Station where the ballots of Special Electors were intermixed (Rule 93, of the Election (Amendment) Rules, 1986).

## Elections to the House of Representatives, 2001

## ELECTORAL DISTRICT OF DIEGO MARTIN CENTRAL

POLLING DIVISION	POLLING STATION	VOTES CAST FOR EACH CANDIDATE			REJECTED BALLOTS	VOTES CAST	ELECTORAL LIST
Number	Address	BERMENT DONALD TEAM UNITY	KERNAHAN JENNIFER U.N.C.	VALLEY KENNETH C. P.N.M.	Number at each Polling Station	Number at each Polling Station	Number of Names on List by Polling Division
	TOTALS BROUGHT FORWARD	43	668	1,767	6	2,484	3,777
0095-01	WESTPORT PRIMARY S.D.A. SCHOOL CHOW QUAN AVENUE DIEGO MARTIN	5	61	163	1	230	832
0095-02	WESTPORT PRIMARY S.D.A. SCHOOL CHOW QUAN AVENUE DIEGO MARTIN	5	73	186	0	264	
0100	DIEGO MARTIN GOV'T SECONDARY SCHOOL WENDY FITZWILLIAM BOULEVARD DIAMOND VALE, DIEGO MARTIN	3	157	162	0	322	582
0102	DIEGO MARTIN GOV'T SECONDARY SCHOOL WENDY FITZWILLIAM BOULEVARD DIAMOND VALE, DIEGO MARTIN	6	75	278	1	360	655
0103	DIEGO MARTIN GOV'T SECONDARY SCHOOL WENDY FITZWILLIAM BOULEVARD DIAMOND VALE, DIEGO MARTIN	16	79	396	1	492	766
0104	DIEGO MARTIN GOV'T SECONDARY SCHOOL WENDY FITZWILLIAM BOULEVARD DIAMOND VALE, DIEGO MARTIN	3	82	245	0	330	513
0110	DIAMOND VALE GOVERNMENT PRIMARY SCHOOL AQUAMARINE DRIVE DIAMOND VALE, DIEGO MARTIN	8	58	248	0	314	494
	TOTALS CARRIED FORWARD	89	1,253	3,445	9	4,796	7,619



Elections to the House of Representatives, 2001  
ELECTORAL DISTRICT OF DIEGO MARTIN CENTRAL

POLLING DIVISION	POLLING STATION	VOTES CAST FOR EACH CANDIDATE			REJECTED BALLOTS	VOTES CAST	ELECTORAL LIST
Number	Address	BERMENT DONALD TEAM UNITY	KERNAHAN JENNIFER U.N.C.	VALLEY KENNETH C. F.N.M.	Number at each Polling Station	Number at each Polling Station	Number of Names on List by Polling Division
	TOTALS BROUGHT FORWARD	89	1,253	3,445	9	4,796	7,619
0111-01	DIEGO MARTIN GOV'T PRIMARY SCHOOL DIEGO MARTIN MAIN ROAD (OPP. ABEL STREET)	1	99	352	0	452	1,541
0111-02	DIEGO MARTIN JUNIOR SECONDARY SCHOOL ST. LUCIEN ROAD DIEGO MARTIN	4	125	132	0	261	
0111-03	DIEGO MARTIN JUNIOR SECONDARY SCHOOL ST. LUCIEN ROAD DIEGO MARTIN	10	126	86	1	223	
0112	DIAMOND VALE GOVERNMENT PRIMARY SCHOOL AQUAMARINE DRIVE DIAMOND VALE, DIEGO MARTIN	3	36	299	0	338	549
0113-01	DIAMOND VALE GOVERNMENT PRIMARY SCHOOL AQUAMARINE DRIVE DIAMOND VALE, DIEGO MARTIN	3	47	275	2	327	943
0113-02	DIAMOND VALE GOVERNMENT PRIMARY SCHOOL AQUAMARINE DRIVE DIAMOND VALE, DIEGO MARTIN	6	57	243	3	309	
0114-01	DIAMOND VALE GOVERNMENT PRIMARY SCHOOL AQUAMARINE DRIVE DIAMOND VALE, DIEGO MARTIN	7	39	189	1	236	799
	TOTALS CARRIED FORWARD	123	1,782	5,021	16	6,942	11,451

## Elections to the House of Representatives, 2001

## ELECTORAL DISTRICT OF DIEGO MARTIN CENTRAL

POLLING DIVISION	POLLING STATION	VOTES CAST FOR EACH CANDIDATE			REJECTED BALLOTS	VOTES CAST	ELECTORAL LIST
Number	Address	BERMENT DONALD TEAM UNITY	KERNAHAN JENNIFER U.N.C.	VALLEY KENNETH C. P.N.M.	Number at each Polling Station	Number at each Polling Station	Number of Names on List by Polling Division
	TOTALS BROUGHT FORWARD	123	1,782	5,021	16	6,942	11,451
0114-02	DIAMOND VALE GOVERNMENT PRIMARY SCHOOL AQUAMARINE DRIVE DIAMOND VALE, DIEGO MARTIN	3	53	201	0	257	
0125-01	BAGATELLE LOWER GREEN HILL VILLAGE COMMUNITY CENTRE BAGATELLE ROAD, DIEGO MARTIN	1	108	186	0	295	2,393
0125-02	BAGATELLE LOWER GREEN HILL VILLAGE COMMUNITY CENTRE BAGATELLE ROAD, DIEGO MARTIN	1	98	230	0	329	
0125-03	BAGATELLE LOWER GREEN HILL VILLAGE COMMUNITY CENTRE BAGATELLE ROAD, DIEGO MARTIN	8	133	184	0	325	
0125-04	BAGATELLE LOWER GREEN HILL VILLAGE COMMUNITY CENTRE BAGATELLE ROAD, DIEGO MARTIN	5	193	172	6	376	
0160-01	PETIT VALLEY BOYS' R.C. SCHOOL MORNE COCO ROAD PETIT VALLEY	4	68	207	0	279	4,090
0160-02	PETIT VALLEY BOYS' R.C. SCHOOL MORNE COCO ROAD PETIT VALLEY	9	53	228	2	292	
	TOTALS CARRIED FORWARD	154	2,488	6,429	24	9,095	17,934

## ELECTORAL DISTRICT OF DIEGO MARTIN CENTRAL

POLLING DIVISION	POLLING STATION	VOTES CAST FOR EACH CANDIDATE			REJECTED BALLOTS	VOTES CAST	ELECTORAL LIST
Number	Address	BERMENT DONALD TEAM UNITY	KERNAHAN JENNIFER U.N.C.	VALLEY KENNETH C. P.N.M.	Number at each Polling Station	Number at each Polling Station	Number of Names on List by Polling Division
	TOTALS BROUGHT FORWARD	154	2,488	6,429	24	9,095	17,934
0160-03	PETIT VALLEY BOYS' R.C. SCHOOL MORNE COCO ROAD PETIT VALLEY	5	77	234	0	316	
0160-04	SIMEON ROAD YOUTH CENTRE SPARROW DRIVE, SIMEON ROAD PETIT VALLEY	5	76	342	1	424	
0160-05	SIMEON ROAD HEALTH CENTRE FITNESS CENTRE, SIMEON ROAD PETIT VALLEY	7	51	292	1	351	
0160-06	SIMEON ROAD HEALTH CENTRE FITNESS CENTRE, SIMEON ROAD PETIT VALLEY	6	43	228	1	278	
0160-07	SIMEON ROAD HEALTH CENTRE FITNESS CENTRE, SIMEON ROAD PETIT VALLEY	4	36	266	2	308	
0230-01	COCORITE GOV'T PRIMARY SCHOOL 5 LADY HOCHOY CIRCULAR ROAD COCORITE	2	55	184	0	241	3,826
0230-02	COCORITE GOV'T PRIMARY SCHOOL 5 LADY HOCHOY CIRCULAR ROAD COCORITE	4	50	213	0	267	
	TOTALS CARRIED FORWARD	187	2,876	8,188	29	11,280	21,760

## Elections to the House of Representatives, 2001

## ELECTORAL DISTRICT OF DIEGO MARTIN CENTRAL

POLLING DIVISION	POLLING STATION	VOTES CAST FOR EACH CANDIDATE			REJECTED BALLOTS	VOTES CAST	ELECTORAL LIST
Number	Address	BERMENT DONALD TEAM UNITY	KERNAHAN JENNIFER U.N.C.	VALLEY KENNETH C. P.N.M.	Number at each Polling Station	Number at each Polling Station	Number of Names on List by Polling Division
	TOTALS BROUGHT FORWARD	187	2,876	8,188	29	11,280	21,760
0230-03	COCORITE GOV'T PRIMARY SCHOOL 5 LADY HOCHOY CIRCULAR ROAD COCORITE	2	60	352	2	416	
0230-04	COCORITE GOV'T PRIMARY SCHOOL 5 LADY HOCHOY CIRCULAR ROAD COCORITE	5	84	298	1	388	
0230-05	PORT OF SPAIN CORPORATION BUILDING GEORGE CABRAL STREET ST JAMES	7	48	198	0	253	
0230-06	PORT OF SPAIN CORPORATION BUILDING GEORGE CABRAL STREET ST JAMES	4	44	205	0	253	
0235	LADY HOCHOY HOME (GYM ROOM) HARDING PLACE COCORITE	8	107	146	1	262	472
0240	ST JAMES MEDICAL COMPLEX WESTERN MAIN ROAD ST JAMES	3	75	264	1	343	636
	TOTALS	216	3,294	9,651	34	13,195	22,868

I hereby certify that the foregoing is a Statement of the Poll showing the number of votes cast for each Candidate, and do on this 10th day of December, 2001  
declare KENNETH VALLEY elected.

ASHWIN CREED  
Returning Officer  
Electoral District of DIEGO MARTIN CENTRAL

## ELECTORAL DISTRICT OF DIEGO MARTIN EAST

POLLING DIVISION	POLLING STATION	VOTES CAST FOR EACH CANDIDATE			REJECTED BALLOTS	VOTES CAST	ELECTORAL LIST
Number	Address	GUPPY JOHN D. TEAM UNITY	IMBERT COLM P.N.M.	PIRES JOSEPH ANTHONY U.N.C.	Number Polling Station	Number Polling Station	Number of by Polling Division
0090	PETIT VALLEY GIRLS' R.C. SCHOOL MORNE COCO ROAD PETIT VALLEY	5	220	113	7	345	552
0130-01	DIEGO MARTIN JUNIOR SECONDARY SCHOOL ST LUCIEN ROAD DIEGO MARTIN	9	175	151	0	335	1,082
0130-02	DIEGO MARTIN JUNIOR SECONDARY SCHOOL ST LUCIEN ROAD DIEGO MARTIN	8	198	134	0	340	
0131-01	DIEGO MARTIN JUNIOR SECONDARY SCHOOL ST LUCIEN ROAD DIEGO MARTIN	8	278	84	1	371	2,943
0131-02	DIEGO MARTIN JUNIOR SECONDARY SCHOOL ST LUCIEN ROAD DIEGO MARTIN	5	329	62	1	397	
0131-03	DIEGO MARTIN JUNIOR SECONDARY SCHOOL ST LUCIEN ROAD DIEGO MARTIN	11	287	95	1	394	
0131-04	DIEGO MARTIN JUNIOR SECONDARY SCHOOL ST LUCIEN ROAD DIEGO MARTIN	7	330	112	1	450	
	TOTALS CARRIED FORWARD	53	1,817	751	11	2,632	4,577

## ELECTORAL DISTRICT OF DIEGO MARTIN EAST

POLLING DIVISION	POLLING STATION	VOTES CAST FOR EACH CANDIDATE			REJECTED BALLOTS	VOTES CAST	ELECTORAL LIST
Number	Address	GUPPY JOHN D. TEAM UNITY	IMBERT COLM P.N.M.	PIRES JOSEPH ANTHONY U.N.C.	Number Polling Station	Number Polling Station	Number of by Polling Division
	TOTALS BROUGHT FORWARD	53	1,817	751	11	2,632	4,577
0140-01	PARAMIN R.C. CHURCH HALL PARAMIN VILLAGE MARAYAL.	3	226	75	3	307	1,024
0140-02	PARAMIN R.C. CHURCH HALL PARAMIN VILLAGE MARAYAL.	3	210	97	1	311	
0145-01	MARAYAL COMMUNITY CENTRE MORNE COCO ROAD MARAYAL	7	191	101	0	299	950
0145-02	MARAYAL COMMUNITY CENTRE MORNE COCO ROAD MARAYAL	2	209	84	0	295	
0150-01	PARAMIN R.C. SCHOOL PARAMIN VILLAGE MARAYAL.	6	288	75	2	371	2,025
0150-02	PARAMIN R.C. SCHOOL PARAMIN VILLAGE MARAYAL.	1	269	78	2	350	
0150-03	PARAMIN R.C. SCHOOL PARAMIN VILLAGE MARAYAL.	5	297	81	0	383	
	TOTALS CARRIED FORWARD	80	3,507	1,342	19	4,948	8,576

Elections to the House of Representatives, 2001  
ELECTORAL DISTRICT OF DIEGO MARTIN EAST

POLLING DIVISION	POLLING STATION	VOTES CAST FOR EACH CANDIDATE			REJECTED BALLOTS	VOTES CAST	ELECTORAL LIST
Number	Address	GUPPY JOHN D. TEAM UNITY	IMBERT COLM P.N.M.	PIRES JOSEPH ANTHONY U.N.C.	Number Polling Station	Number Polling Station	Number of by Polling Division
	TOTALS BROUGHT FORWARD	80	3,507	1,342	19	4,948	8,576
0155-01	PETIT VALLEY GIRLS' R.C. SCHOOL MORNE COCO ROAD PETIT VALLEY	14	236	79	1	330	1,575
0155-02	PETIT VALLEY GIRLS' R.C. SCHOOL MORNE COCO ROAD PETIT VALLEY	9	261	65	1	336	
0155-03	PETIT VALLEY GIRLS' R.C. SCHOOL MORNE COCO ROAD PETIT VALLEY	11	214	81	0	306	
0165-01	LA SEIVA R.C. SCHOOL LA SEIVA TERRACE, SADDLE ROAD MARAVALL	3	221	154	1	379	1,376
0165-02	LA SEIVA R.C. SCHOOL LA SEIVA TERRACE, SADDLE ROAD MARAVALL	2	204	217	1	424	
0170-01	MARAVALL R.C. SCHOOL SADDLE ROAD MARAVALL	5	294	77	0	376	1,312
0170-02	MARAVALL R.C. SCHOOL SADDLE ROAD MARAVALL	4	255	73	1	333	
	TOTALS CARRIED FORWARD	128	5,192	2,088	24	7,432	12,839

Elections to the House of Representatives, 2001  
ELECTORAL DISTRICT OF DIEGO MARTIN EAST

POLLING DIVISION	POLLING STATION	VOTES CAST FOR EACH CANDIDATE			REJECTED BALLOTS	VOTES CAST	ELECTORAL LIST
Number	Address	GUPPY JOHN D. TEAM UNITY	IMBERT COLM P.N.M.	PIRES JOSEPH ANTHONY U.N.C.	Number Polling Station	Number Polling Station	Number of by Polling Division
	TOTALS BROUGHT FORWARD	128	5,192	2,088	24	7,432	12,839
0175-01	MARAVAL COMMUNITY CENTRE MORNE COCO ROAD MARAVAL	0	161	41	3	205	817
0175-02	MARAVAL COMMUNITY CENTRE MORNE COCO ROAD MARAVAL	1	164	32	3	200	
0180	MARAVAL R.C. SCHOOL SADDLE ROAD MARAVAL	3	269	146	6	424	773
0185	ST ANDREW'S PREP SCHOOL 16, VALLETON AVENUE MARAVAL	8	135	132	0	275	431
0190	BOISSIERE VILLAGE R.C. SCHOOL VALLOT STREET BOISSIERE NO. 1	8	149	273	5	435	686
*0195	BOISSIERE VILLAGE R.C. SCHOOL VALLOT STREET BOISSIERE NO. 1	1	207	52	0	260	74
0205	BLACKMANS' PRIVATE SCHOOL 14 A SADDLE ROAD MARAVAL	6	107	68	1	182	281
	TOTALS CARRIED FORWARD	155	6,384	2,832	42	9,413	15,901

\* Polling Station where the ballots of Special Electors were intermixed (Rule 93, of the Election (Amendment) Rules, 1986).



Elections to the House of Representatives, 2001  
ELECTORAL DISTRICT OF DIEGO MARTIN EAST

POLLING DIVISION	POLLING STATION	VOTES CAST FOR EACH CANDIDATE			REJECTED BALLOTS	VOTES CAST	ELECTORAL LIST
Number	Address	GUPPY JOHN D. TEAM UNITY	IMBERT COLM P.N.M.	PIRES JOSEPH ANTHONY U.N.C.	Number Polling Station	Number Polling Station	Number of by Polling Division
	TOTALS BROUGHT FORWARD	155	6,384	2,832	42	9,413	15,901
0207-01	ST ANDREW'S PREP SCHOOL 16, VALLETON AVENUE MARAVAL	5	170	115	1	291	867
0207-02	ST ANDREW'S PREP SCHOOL 16, VALLETON AVENUE MARAVAL	4	139	107	0	250	
0210	ASCENSION ANGLICAN SCHOOL SCHOOL ROAD BELLE VUE LONG CIRCULAR	2	221	159	1	383	740
0215-01	DIBE/BELLE VUE/DONALD HILL COMM. CENTRE PL8 BELLE VUE TERRACE LONG CIRCULAR	3	211	29	1	244	903
0215-02	DIBE/BELLE VUE/DONALD HILL COMM. CENTRE PL8 BELLE VUE TERRACE LONG CIRCULAR	1	198	44	0	243	
0219-01	ASCENSION ANGLICAN SCHOOL SCHOOL ROAD BELLE VUE LONG CIRCULAR	1	266	43	0	310	950
0219-02	ASCENSION ANGLICAN SCHOOL SCHOOL ROAD BELLE VUE LONG CIRCULAR	3	186	43	0	232	
	TOTALS CARRIED FORWARD	174	7,775	3,372	45	11,366	19,361

## Elections to the House of Representatives, 2001

## ELECTORAL DISTRICT OF DIEGO MARTIN EAST

POLLING DIVISION	POLLING STATION	VOTES CAST FOR EACH CANDIDATE			REJECTED BALLOTS	VOTES CAST	ELECTORAL LIST
Number	Address	GUPPY JOHN D. TEAM UNITY	IMBERT COLM P.N.M.	PIRES JOSEPH ANTHONY U.N.C.	Number Polling Station	Number Polling Station	Number of by Polling Division
	TOTALS BROUGHT FORWARD	174	7,775	3,372	45	11,366	19,361
0220	DIBE/BELLE VUE/DONDONALD HILL COMM. CENTRE PLS BELLE VUE TERRACE LONG CIRCULAR	3	339	21	0	363	690
0225-01	UPPER BOURNES RD COMMUNITY CENTRE BACK STREET, UPPER BOURNES RD ST. JAMES.	5	341	50	8	404	1,430
0225-02	UPPER BOURNES RD COMMUNITY CENTRE BACK STREET, UPPER BOURNES RD ST. JAMES.	1	253	47	7	308	
	TOTALS	183	8,708	3,490	60	12,441	21,481

I hereby certify that the foregoing is a Statement of the Poll showing the number of votes cast for each Candidate, and do on this 11th day of December, 2001  
declare COLM IMBERT elected.

THERESA AGULIA-JOSEPH  
Returning Officer  
Electoral District of DIEGO MARTIN EAST

Elections to the House of Representatives, 2001  
ELECTORAL DISTRICT OF DIEGO MARTIN WEST

POLLING DIVISION	POLLING STATION	VOTES CAST FOR EACH CANDIDATE			REJECTED BALLOTS	VOTES CAST	ELECTORAL LIST
Number	Address	PHILLIPS DAPHNE U.N.C.	ROWLEY, KEITH C. P.N.M.	SALANDY SHARON A. TEAM UNITY	Number at each Polling Station	Number at each Polling Station	Number of Names on List by Polling Division
0005	GOVERNMENT TRAINING UNIT WESTERN MAIN ROAD CHAGUARAMAS.	8	19	0	0	27	57
0010-01	CARENAGE BOYS' GOVERNMENT SCHOOL SCHOOL STREET CARENAGE	21	185	0	1	207	808
0010-02	CARENAGE BOYS' GOVERNMENT SCHOOL SCHOOL STREET CARENAGE	30	155	1	4	190	
0015	CARENAGE BOYS' GOVERNMENT SCHOOL SCHOOL STREET CARENAGE	27	237	1	1	266	430
0020-01	CARENAGE GIRLS' GOVERNMENT SCHOOL SCHOOL STREET CARENAGE.	30	344	3	2	379	1,436
0020-02	CARENAGE GIRLS' GOVERNMENT SCHOOL SCHOOL STREET CARENAGE.	37	342	6	4	389	
0025-01	CARENAGE GIRLS' GOVERNMENT SCHOOL SCHOOL STREET CARENAGE.	39	252	4	3	298	943
	TOTALS CARRIED FORWARD	192	1,534	15	15	1,756	3,674

## Elections to the House of Representatives, 2001

## ELECTORAL DISTRICT OF DIEGO MARTIN WEST

POLLING DIVISION	POLLING STATION	VOTES CAST FOR EACH CANDIDATE			REJECTED BALLOTS	VOTES CAST	ELECTORAL LIST
Number	Address	PHILLIPS DAPHNE U.N.C.	ROWLEY, KEITH C. P.N.M.	SALANDY SHARON A. TEAM UNITY	Number at each Polling Station	Number at each Polling Station	Number of Names on List by Polling Division
	TOTALS BROUGHT FORWARD	192	1,534	15	15	1,756	3,674
0025-02	CARENAGE GIRLS' GOVERNMENT SCHOOL SCHOOL STREET CARENAGE.	58	251	6	1	316	
0030-01	PT CUMANA GOV'T PRIMARY SCHOOL FITZALLEN STREET PT. CUMANA.	61	262	9	1	333	1,781
0030-02	PT CUMANA GOV'T PRIMARY SCHOOL FITZALLEN STREET PT. CUMANA.	36	258	5	1	300	
0030-03	PT CUMANA GOV'T PRIMARY SCHOOL FITZALLEN STREET PT. CUMANA.	58	230	5	1	294	
0035-01	PT CUMANA R.C. SCHOOL BELLERAND STREET CARENAGE	63	260	8	1	332	1,074
0035-02	PT CUMANA R.C. SCHOOL BELLERAND STREET CARENAGE	65	247	6	1	319	
*0040	ST ANTHONY'S COLLEGE MORNE COCO ROAD WESTMOORINGS	119	405	3	2	529	335
	TOTALS CARRIED FORWARD	652	3,447	57	23	4,179	6,864

\* Polling Station where the ballots of Special Electors were intermixed (Rule 93, of the Election (Amendment) Rules, 1986).

Elections to the House of Representatives, 2001  
ELECTORAL DISTRICT OF DIEGO MARTIN WEST

POLLING DIVISION	POLLING STATION	VOTES CAST FOR EACH CANDIDATE			REJECTED BALLOTS	VOTES CAST	ELECTORAL LIST
Number	Address	PHILLIPS DAPHNE U.N.C.	ROWLEY, KEITH C. P.N.M.	SALANDY SHARON A. TEAM UNITY	Number at each Polling Station	Number at each Polling Station	Number of Names on List by Polling Division
	TOTALS BROUGHT FORWARD	652	3,447	57	23	4,179	6,864
0041-01	ST ANTHONY'S COLLEGE MORNE COCO ROAD WESTMOORINGS	160	261	12	6	439	1,287
0041-02	ST ANTHONY'S COLLEGE MORNE COCO ROAD WESTMOORINGS	167	248	9	0	424	
0045-01	ST ANTHONY'S COLLEGE MORNE COCO ROAD WESTMOORINGS	187	217	13	4	421	1,285
0045-02	ST ANTHONY'S COLLEGE MORNE COCO ROAD WESTMOORINGS	181	212	14	0	407	
0050-01	ST ANTHONY'S COLLEGE MORNE COCO ROAD WESTMOORINGS	123	207	4	0	334	1,015
0050-02	ST ANTHONY'S COLLEGE MORNE COCO ROAD WESTMOORINGS	119	161	11	0	291	
0065-01	MAPLE LEAF INTERNATIONAL SCHOOL ALYCE HEIGHTS DRIVE ALYCE GLEN, PETIT VALLEY	110	170	11	0	291	924
	TOTALS CARRIED FORWARD	1,699	4,923	131	33	6,786	11,375

## Elections to the House of Representatives, 2001

## ELECTORAL DISTRICT OF DIEGO MARTIN WEST

POLLING DIVISION	POLLING STATION	VOTES CAST FOR EACH CANDIDATE			REJECTED BALLOTS	VOTES CAST	ELECTORAL LIST
Number	Address	PHILLIPS DAPHNE U.N.C.	ROWLEY, KEITH C. P.N.M.	SALANDY SHARON A. TEAM UNITY	Number at each Polling Station	Number at each Polling Station	Number of Names on List by Polling Division
	TOTALS BROUGHT FORWARD	1,699	4,923	131	33	6,786	11,375
0065-02	MAPLE LEAF INTERNATIONAL SCHOOL ALYCE HEIGHTS DRIVE ALYCE GLEN, PETIT VALLEY	113	195	8	1	317	
0066	CRYSTAL STREAM GOV'T PRIMARY SCHOOL CRYSTAL STREAM AVENUE DIEGO MARTIN	123	220	9	0	352	548
0070-01	LA PUERTA GOVERNMENT PRIMARY SCHOOL BROOME STREET DIEGO MARTIN.	55	271	3	1	330	1,144
0070-02	LA PUERTA GOVERNMENT PRIMARY SCHOOL BROOME STREET DIEGO MARTIN.	70	266	3	1	340	
0071	LA PUERTA GOVERNMENT PRIMARY SCHOOL BROOME STREET DIEGO MARTIN.	110	271	7	3	391	691
0075-01	LA PUERTA GOVERNMENT PRIMARY SCHOOL BROOME STREET DIEGO MARTIN.	47	217	3	0	267	938
0075-02	LA PUERTA GOVERNMENT PRIMARY SCHOOL BROOME STREET DIEGO MARTIN.	36	200	2	0	238	
	TOTALS CARRIED FORWARD	2,253	6,563	166	39	9,021	14,696

Elections to the House of Representatives, 2001  
ELECTORAL DISTRICT OF DIEGO MARTIN WEST

POLLING DIVISION	POLLING STATION	VOTES CAST FOR EACH CANDIDATE			REJECTED BALLOTS	VOTES CAST	ELECTORAL LIST
Number	Address	PHILLIPS DAPHNE U.N.C.	ROWLEY, KEITH C. P.N.M.	SALANDY SHARON A. TEAM UNITY	Number at each Polling Station	Number at each Polling Station	Number of Names on List by Polling Division
	TOTALS BROUGHT FORWARD	2,253	6,563	166	39	9,021	14,696
0076	LA PUERTA GOVERNMENT PRIMARY SCHOOL BROOME STREET DIEGO MARTIN	16	267	2	1	286	534
0080-01	DIEGO MARTIN GIRLS' R.C.PRIMARY SCHOOL CHURCH STREET DIEGO MARTIN	118	352	7	2	479	2,233
0080-02	DIEGO MARTIN GIRLS' R.C.PRIMARY SCHOOL CHURCH STREET DIEGO MARTIN	123	248	5	0	376	
0080-03	DIEGO MARTIN GIRLS' R.C.PRIMARY SCHOOL CHURCH STREET DIEGO MARTIN	151	307	5	3	466	
0105-01	DIEGO MARTIN GIRLS' R.C.PRIMARY SCHOOL CHURCH STREET DIEGO MARTIN	81	214	3	1	299	2,306
0105-02	DIEGO MARTIN GIRLS' R.C.PRIMARY SCHOOL CHURCH STREET DIEGO MARTIN	76	225	1	2	304	
0105-03	DIEGO MARTIN GIRLS' R.C.PRIMARY SCHOOL CHURCH STREET DIEGO MARTIN	57	184	6	1	248	
	TOTALS CARRIED FORWARD	2,875	8,360	195	49	11,479	19,769

Elections to the House of Representatives, 2001  
ELECTORAL DISTRICT OF DIEGO MARTIN WEST

POLLING DIVISION	POLLING STATION	VOTES CAST FOR EACH CANDIDATE			REJECTED BALLOTS	VOTES CAST	ELECTORAL LIST
Number	Address	PHILLIPS DAPHNE U.N.C.	ROWLEY, KEITH C. P.N.M.	SALANDY SHARON A. TEAM UNITY	Number at each Polling Station	Number at each Polling Station	Number of Names on List by Polling Division
	TOTALS BROUGHT FORWARD	2,875	8,360	195	49	11,479	19,769
0105-04	DIEGO MARTIN GIRLS' R.C. PRIMARY SCHOOL, CHURCH STREET DIEGO MARTIN	93	188	8	1	290	
0115	DIEGO MARTIN BOYS' R.C. SCHOOL, CHURCH STREET DIEGO MARTIN.	45	298	6	1	350	598
0120-01	DIEGO MARTIN BOYS' R.C. SCHOOL, CHURCH STREET DIEGO MARTIN.	60	296	10	0	366	2,477
0120-02	DIEGO MARTIN BOYS' R.C. SCHOOL, CHURCH STREET DIEGO MARTIN.	53	257	18	11	339	
0120-03	DIEGO MARTIN BOYS' R.C. SCHOOL, CHURCH STREET DIEGO MARTIN.	77	264	13	1	355	
0120-04	DIEGO MARTIN BOYS' R.C. SCHOOL, CHURCH STREET DIEGO MARTIN.	50	216	14	1	281	
	TOTALS	3,253	9,879	264	64	13,460	22,844

I hereby certify that the foregoing is a Statement of the Poll showing the number of votes cast for each Candidate, and do on this 11th day of December, 2001  
declare KEITH C. ROWLEY elected.

LUNA WRIGHT  
Returning Officer  
Electoral District of DIEGO MARTIN WEST



## Elections to the House of Representatives, 2001

## ELECTORAL DISTRICT OF FYZABAD

POLLING DIVISION	POLLING STATION	VOTES CAST FOR EACH CANDIDATE			REJECTED BALLOTS	VOTES CAST	ELECTORAL LIST
Number	Address	GHANY KAMALUDEEN TEAM UNITY	RANSOME PATSY A. P.N.M.	SHARMA, CHANDRESH L. D. U.N.C.	Number at each Polling Station	Number at each Polling Station	Number of Names on List by Polling Division
3765-01	ST BENEDICT'S COLLEGE SOUTHERN MAIN ROAD LA ROMAIN	6	166	184	0	356	1,094
3765-02	ST BENEDICT'S COLLEGE SOUTHERN MAIN ROAD LA ROMAIN	3	115	229	1	348	
4200-01	AVOCAT VEDIC SCHOOL SIPARIA OLD ROAD AVOCAT	7	34	283	4	328	895
4200-02	AVOCAT VEDIC SCHOOL SIPARIA OLD ROAD AVOCAT	15	16	363	6	400	
*4345-01	POWER GEN SPORTS CLUB SYNE VILLAGE PENAL	17	373	434	0	824	1,233
4345-02	POWER GEN SPORTS CLUB SYNE VILLAGE PENAL	13	99	337	2	451	
4346	SAN FRANCIQUE HINDU SCHOOL SAN FRANCIQUE MAIN ROAD SAN FRANCIQUE	16	12	424	1	453	570
	TOTALS CARRIED FORWARD	77	815	2,254	14	3,160	3,792

\* Polling Station where the ballots of Special Electors were intermixed (Rule 93, of the Election (Amendment) Rules, 1986).

## Elections to the House of Representatives, 2001

## ELECTORAL DISTRICT OF FYZABAD

POLLING DIVISION	POLLING STATION	VOTES CAST FOR EACH CANDIDATE			REJECTED BALLOTS	VOTES CAST	ELECTORAL LIST
Number	Address	GHANY KAMALUDEEN TEAM UNITY	RANSOME PATSY A. P.N.M.	SHARMA, CHANDRESH L. D. U.N.C.	Number at each Polling Station	Number at each Polling Station	Number of Names on List by Polling Division
	TOTALS BROUGHT FORWARD	77	815	2,254	14	3,160	3,792
4365	ST CHRISTOPHER'S A.C. SCHOOL HIGH STREET SIPARIA	6	120	265	0	391	570
4378-01	SIPARIA UNION PRESBYTERIAN SCHOOL LALLA STREET SIPARIA	8	213	88	0	309	842
4378-02	SIPARIA UNION PRESBYTERIAN SCHOOL LALLA STREET SIPARIA	4	155	117	1	277	
4375	SIPARIA UNION PRESBYTERIAN SCHOOL LALLA STREET SIPARIA	9	317	155	2	483	697
4380	ST MARTIN'S R.C. PARISH HALL THICK VILLAGE SIPARIA	5	19	329	0	353	444
4385-01	SIPARIA ROAD PRESBYTERIAN SCHOOL SIPARIA ROAD, SIPARIA	25	54	252	0	331	1,104
4385-02	SIPARIA ROAD PRESBYTERIAN SCHOOL SIPARIA ROAD, SIPARIA	21	48	358	2	429	
	TOTALS CARRIED FORWARD	155	1,741	3,818	19	5,733	7,449

## Elections to the House of Representatives, 2001

## ELECTORAL DISTRICT OF FYZABAD

POLLING DIVISION	POLLING STATION	VOTES CAST FOR EACH CANDIDATE			REJECTED BALLOTS	VOTES CAST	ELECTORAL LIST
Number	Address	GHANY KAMALUDEEN TEAM UNITY	RANSOME PATSY A. P.N.M.	SHARMA, CHANDRESH L. D. U.N.C.	Number at each Polling Station	Number at each Polling Station	Number of Names on List by Polling Division
	TOTALS BROUGHT FORWARD	155	1,741	3,818	19	5,733	7,449
4386	KABIR PANTH HINDU SCHOOL SIPARIA ROAD SIPARIA	16	69	159	2	246	320
4390-01	AVOCAT VEDIC SCHOOL SIPARIA OLD ROAD AVOCAT	7	7	324	0	338	832
4390-02	AVOCAT VEDIC SCHOOL SIPARIA OLD ROAD AVOCAT	5	5	335	1	346	
4395-01	SOUTH OROPOUCHE R.C. SCHOOL SOUTH OROPOUCHE	3	164	144	0	311	899
4395-02	SOUTH OROPOUCHE R.C. SCHOOL SOUTH OROPOUCHE	6	132	196	0	334	
4400-01	SOUTH OROPOUCHE GOVERNMENT SCHOOL SOUTH OROPOUCHE	14	132	260	0	406	1,835
4400-02	SOUTH OROPOUCHE GOVERNMENT SCHOOL SOUTH OROPOUCHE	12	159	262	1	434	
	TOTALS CARRIED FORWARD	218	2,409	5,498	23	8,148	11,335

## Elections to the House of Representatives, 2001

## ELECTORAL DISTRICT OF FYZABAD

POLLING DIVISION	POLLING STATION	VOTES CAST FOR EACH CANDIDATE			REJECTED BALLOTS	VOTES CAST	ELECTORAL LIST
Number	Address	GHANY KAMALUDEEN TEAM UNITY	RANSOME PATSY A. P.N.M.	SHARMA, CHANDRESH L. D. U.N.C.	Number at each Polling Station	Number at each Polling Station	Number of Names on List by Polling Division
	TOTALS BROUGHT FORWARD	218	2,409	5,498	23	8,148	11,335
4408-03	SOUTH OROPOUCHE GOVERNMENT SCHOOL SOUTH OROPOUCHE	10	122	388	1	521	
4405-01	SOUTH OROPOUCHE R.C. SCHOOL SOUTH OROPOUCHE	5	83	114	0	202	2,366
4405-02	SOUTH OROPOUCHE R.C. SCHOOL SOUTH OROPOUCHE	6	120	157	4	287	
4405-03	SOUTH OROPOUCHE R.C. SCHOOL SOUTH OROPOUCHE	12	168	417	1	598	
4405-04	SOUTH OROPOUCHE R.C. SCHOOL SOUTH OROPOUCHE	16	133	329	2	480	
4410	AVOCAT COMMUNITY CENTRE FYZABAD ROAD AVOCAT	8	161	288	1	458	631
4415	FYZABAD GOVERNMENT SCHOOL PEPPER VILLAGE FYZABAD	1	93	199	1	294	410
	TOTALS CARRIED FORWARD	276	3,289	7,390	33	10,988	14,742

## Elections to the House of Representatives, 2001

## ELECTORAL DISTRICT OF FYZABAD

POLLING DIVISION	POLLING STATION	VOTES CAST FOR EACH CANDIDATE			REJECTED BALLOTS	VOTES CAST	ELECTORAL LIST
Number	Address	GHANY KAMALUDEEN TEAM UNITY	RANSOME PATSY A. P.N.M.	SHARMA, CHANDRESH L. D. U.N.C.	Number at each Polling Station	Number at each Polling Station	Number of Names on List by Polling Division
	TOTALS BROUGHT FORWARD	276	3,289	7,390	33	10,988	14,742
4420	AVOCAT VEDIC SCHOOL SIPARIA OLD ROAD AVOCAT	27	144	230	2	403	533
4425-01	FYZABAD PRESBYTERIAN SCHOOL LUM TACK HILL FYZABAD	11	223	82	0	316	843
4425-02	FYZABAD PRESBYTERIAN SCHOOL LUM TACK HILL FYZABAD	16	185	111	3	315	
4430	FYZABAD PRESBYTERIAN SCHOOL LUM TACK HILL FYZABAD	10	111	250	0	371	479
4435	KABIR PANTH HINDU SCHOOL SIPARIA ROAD SIPARIA	31	205	285	4	525	695
4440-01	KABIR PANTH HINDU SCHOOL SIPARIA ROAD SIPARIA	8	150	224	2	384	1,122
4440-02	KABIR PANTH HINDU SCHOOL SIPARIA ROAD SIPARIA	5	77	340	2	424	
	TOTALS CARRIED FORWARD	384	4,384	8,912	46	13,726	18,414

## Elections to the House of Representatives, 2001

## ELECTORAL DISTRICT OF FYZABAD

POLLING DIVISION	POLLING STATION	VOTES CAST FOR EACH CANDIDATE			REJECTED BALLOTS	VOTES CAST	ELECTORAL LIST
Number	Address	GHANY KAMALUDEEN TEAM UNITY	RANSOME PATSY A. P.N.M.	SHARMA, CHANDRESH L. D. U.N.C.	Number at each Polling Station	Number at each Polling Station	Number of Names on List by Polling Division
	TOTALS BROUGHT FORWARD	384	4,384	8,912	46	13,726	18,414
4445-01	ST BRIGID'S GIRLS' R.C. SCHOOL LA PASTORA STREET SIPARIA	7	253	103	1	364	1,017
4445-02	ST BRIGID'S GIRLS' R.C. SCHOOL LA PASTORA STREET SIPARIA	13	182	140	0	335	
4446	ST BRIGID'S GIRLS' R.C. SCHOOL LA PASTORA STREET SIPARIA	1	140	46	0	187	301
4450	ST BRIGID'S GIRLS' R.C. SCHOOL LA PASTORA STREET SIPARIA	9	352	96	0	457	703
4485	FYZABAD ANGLICAN SECONDARY SCHOOL CREST CAMP FYZABAD	5	197	175	0	377	525
4490	FYZABAD PRESBYTERIAN SCHOOL LUM TACK HILL FYZABAD	12	48	55	0	115	172
	TOTALS CARRIED FORWARD	431	5,556	9,527	47	15,561	21,132

## Elections to the House of Representatives, 2001

## ELECTORAL DISTRICT OF FYZABAD

POLLING DIVISION	POLLING STATION	VOTES CAST FOR EACH CANDIDATE			REJECTED BALLOTS	VOTES CAST	ELECTORAL LIST
Number	Address	GHANY KAMALUDEEN TEAM UNITY	RANSOME PATSY A. P.N.M.	SHARMA, CHANDRESH L. D. U.N.C.	Number at each Polling Station	Number at each Polling Station	Number of Names on List by Polling Division
	TOTALS BROUGHT FORWARD	431	5,556	9,527	47	15,561	21,132
4495-01	FYZABAD PRESBYTERIAN SCHOOL LUM TACK HILL FYZABAD	4	186	53	2	245	757
4495-02	FYZABAD PRESBYTERIAN SCHOOL LUM TACK HILL FYZABAD	6	156	112	1	275	
4500	FYZABAD GOVERNMENT SCHOOL PEPPER VILLAGE FYZABAD	15	165	258	0	438	592
4505-01	FYZABAD GOVERNMENT SCHOOL PEPPER VILLAGE FYZABAD	10	44	247	2	303	958
4505-02	FYZABAD GOVERNMENT SCHOOL PEPPER VILLAGE FYZABAD	8	62	321	8	399	
4510-01	FYZABAD ANGLICAN SECONDARY SCHOOL CREST CAMP FYZABAD	2	165	166	0	333	906
4510-02	FYZABAD ANGLICAN SECONDARY SCHOOL CREST CAMP FYZABAD	5	122	219	0	346	
	TOTALS CARRIED FORWARD	481	6,456	10,903	60	17,900	24,345

## Elections to the House of Representatives, 2001

## ELECTORAL DISTRICT OF FYZABAD

POLLING DIVISION	POLLING STATION	VOTES CAST FOR EACH CANDIDATE			REJECTED BALLOTS	VOTES CAST	ELECTORAL LIST
Number	Address	GHANY KAMALUDEEN TEAM UNITY	RANSOME PATSY A. P.N.M.	SHARMA, CHANDRESH L. D. U.N.C.	Number at each Polling Station	Number at each Polling Station	Number of Names on List by Polling Division
	TOTALS BROUGHT FORWARD	481	6,456	10,903	60	17,900	24,345
4515	FYZABAD ANGLICAN SECONDARY SCHOOL CREST CAMP FYZABAD	6	69	114	0	189	264
4520 <i>merged</i>	FOREST RESERVE A.C. SCHOOL MAIN ROAD FOREST RESERVE	2	33	24	0	59	78
4525	FOREST RESERVE A.C. SCHOOL MAIN ROAD FOREST RESERVE	3	39	141	0	183	243
	TOTALS	492	6,597	11,182	60	18,331	24,930

I hereby certify that the foregoing is a Statement of the Poll showing the number of votes cast for each Candidate, and do on this 11th day of December, 2001  
 declare CHANDRESH L. D. SHARMA elected.

KENNY BULLOCK  
 Returning Officer  
 Electoral District of FYZABAD



## ELECTORAL DISTRICT OF LA BREA

POLLING DIVISION	POLLING STATION	VOTES CAST FOR EACH CANDIDATE			REJECTED BALLOTS	VOTES CAST	ELECTORAL LIST
Number	Address	BEREAUX, HEDWIGE P.N.M.	FERGUSON NORRIS U.N.C.	GRAY BURKE BARBARA TEAM UNITY	Number at each Polling Station	Number at each Polling Station	Number of Names on List by Polling Division
4355-01	PENAL QUINAM GOVERNMENT SCHOOL PENAL QUINAM ROAD PENAL	73	271	7	1	352	892
4355-02	PENAL QUINAM GOVERNMENT SCHOOL PENAL QUINAM ROAD PENAL	42	288	2	2	334	
4465-01	ST BRIGID'S GIRLS' R.C. SCHOOL LA PASTORA STREET SIPARIA	209	53	0	1	263	919
4465-02	ST BRIGID'S GIRLS' R.C. SCHOOL LA PASTORA STREET SIPARIA	248	99	6	2	355	
4470	ERIN ROAD PRESBYTERIAN SCHOOL SIPARIA ERIN ROAD QUARRY VILLAGE	242	247	7	2	498	742
4471	ERIN ROAD PRESBYTERIAN SCHOOL SIPARIA ERIN ROAD QUARRY VILLAGE	107	183	9	1	300	411
4475	ERIN ROAD PRESBYTERIAN SCHOOL SIPARIA ERIN ROAD QUARRY VILLAGE	143	240	9	0	392	513
	TOTALS CARRIED FORWARD	1,064	1,381	40	9	2,494	3,477

## Elections to the House of Representatives, 2001

## ELECTORAL DISTRICT OF LA BREA

POLLING DIVISION	POLLING STATION	VOTES CAST FOR EACH CANDIDATE			REJECTED BALLOTS	VOTES CAST	ELECTORAL LIST
Number	Address	BEREAUX, HEDWIGE P.N.M.	FERGUSON NORRIS U.N.C.	GRAY BURKE BARBARA TEAM UNITY	Number at each Polling Station	Number at each Polling Station	Number of Names on List by Polling Division
	TOTALS BROUGHT FORWARD	1,064	1,381	40	9	2,494	3,477
4488-01	SIPARIA SENIOR COMPREHENSIVE SCHOOL LA BREA TRACE SIPARIA	140	192	10	2	344	988
4489-02	SIPARIA SENIOR COMPREHENSIVE SCHOOL LA BREA TRACE SIPARIA	59	291	4	4	358	
4530	FOREST RESERVE A.C. SCHOOL MAIN ROAD FOREST RESERVE	28	14	0	0	42	56
4535-01	SANTA FLORA E.C. SCHOOL SIPARIA ERIN ROAD SANTA FLORA	239	49	0	0	288	867
4535-02	SANTA FLORA E.C. SCHOOL SIPARIA ERIN ROAD SANTA FLORA	210	79	4	3	296	
4540	SANTA FLORA GOVERNMENT SCHOOL SCHOOL ROAD SANTA FLORA	240	53	3	1	297	401
4541-01	SANTA FLORA GOVERNMENT SCHOOL SCHOOL ROAD SANTA FLORA	248	96	7	0	351	1,025
	TOTALS CARRIED FORWARD	2,228	2,155	68	19	4,470	6,814

## ELECTORAL DISTRICT OF LA BREA

POLLING DIVISION	POLLING STATION	VOTES CAST FOR EACH CANDIDATE			REJECTED BALLOTS	VOTES CAST	ELECTORAL LIST
Number	Address	BEREAUX, HEDWIGE P.N.M.	FERGUSON NORRIS U.N.C.	GRAY BURKE BARBARA TEAM UNITY	Number at each Polling Station	Number at each Polling Station	Number of Names on List by Polling Division
	TOTALS BROUGHT FORWARD	2,228	2,155	68	19	4,470	6,814
4541-02	SANTA FLORA GOVERNMENT SCHOOL SCHOOL ROAD SANTA FLORA.	231	122	13	4	370	
4550	PALO SECO COMMUNITY CENTRE SIPARIA ERIN ROAD PALO SECO	276	173	17	4	470	619
4555-01	PALO SECO GOVERNMENT SCHOOL SIPARIA ERIN ROAD PALO SECO	281	30	12	0	323	967
4555-02	PALO SECO GOVERNMENT SCHOOL SIPARIA ERIN ROAD PALO SECO	239	76	11	1	327	
4560	PALO SECO GOVERNMENT SCHOOL SIPARIA ERIN ROAD PALO SECO	192	93	10	0	295	433
4565	PALO SECO GOVERNMENT SCHOOL SIPARIA ERIN ROAD PALO SECO	362	116	6	3	487	729
4570	PALO SECO GOVERNMENT SCHOOL SIPARIA ERIN ROAD PALO SECO	255	83	3	0	341	523
	TOTALS CARRIED FORWARD	4,064	2,848	140	31	7,083	10,085

## ELECTORAL DISTRICT OF LA BREA

POLLING DIVISION	POLLING STATION	VOTES CAST FOR EACH CANDIDATE			REJECTED BALLOTS	VOTES CAST	ELECTORAL LIST
Number	Address	BEREAUX, HEDWIGE P.N.M.	FERGUSON NORRIS U.N.C.	GRAY BURKE BARBARA TEAM UNITY	Number at each Polling Station	Number at each Polling Station	Number of Names on List by Polling Division
	TOTALS BROUGHT FORWARD	4,064	2,848	140	31	7,083	10,085
4575-01	RANCHO QUEMADO GOV'T PRIMARY SCHOOL RANCHO SOUTH TRACE RANCHO QUEMADO	183	108	6	0	297	989
4575-02	RANCHO QUEMADO GOV'T PRIMARY SCHOOL RANCHO SOUTH TRACE RANCHO QUEMADO	160	153	5	2	320	
4595-01	SALAZAR TRACE GOVERNMENT SCHOOL SALAZAR TRACE POINT FORTIN	198	139	1	3	341	1,096
4595-02	SALAZAR TRACE GOVERNMENT SCHOOL SALAZAR TRACE POINT FORTIN	174	166	3	4	347	
4600	GUAPO GOVERNMENT PRIMARY SCHOOL SOUTHERN MAIN ROAD, GONZALES GUAPO	140	11	3	0	154	255
4605	ROUSILLAC HINDU SCHOOL GRANTS TRACE ROUSILLAC	19	546	10	2	577	702
4610-01	ROUSILLAC HINDU SCHOOL GRANTS TRACE ROUSILLAC	176	386	11	1	574	1,582
	TOTALS CARRIED FORWARD	5,114	4,357	179	43	9,693	14,709

## ELECTORAL DISTRICT OF LA BREA

POLLING DIVISION	POLLING STATION	VOTES CAST FOR EACH CANDIDATE			REJECTED BALLOTS	VOTES CAST	ELECTORAL LIST
Number	Address	BEREAUX, HEDWIGE P.N.M.	FERGUSON NORRIS U.N.C.	GRAY BURKE BARBARA TEAM UNITY	Number at each Polling Station	Number at each Polling Station	Number of Names on List by Polling Division
	TOTALS BROUGHT FORWARD	5,114	4,357	179	43	9,693	14,709
4610-02	ROUSILLAC HINDU SCHOOL GRANTS TRACE ROUSILLAC	143	532	7	6	688	
4615-01	ROUSILLAC PRESBYTERIAN SCHOOL SOUTHERN MAIN ROAD ROUSILLAC	57	284	4	2	347	825
4615-02	ROUSILLAC PRESBYTERIAN SCHOOL SOUTHERN MAIN ROAD ROUSILLAC	22	286	3	0	311	
4620	SOBO COMMUNITY CENTRE SOBO VILLAGE LA BREA	216	319	8	6	549	750
4625	VESSIGNY SECONDARY SCHOOL SOUTHERN MAIN ROAD VESSIGNY VILLAGE	352	66	9	1	428	662
4630	LA BREA COMMUNITY CENTRE POINT SABLE ROAD LA BREA	273	40	3	1	317	443
*4631-01	LA BREA COMMUNITY CENTRE POINT SABLE ROAD LA BREA	517	231	12	3	763	1,143
	TOTALS CARRIED FORWARD	6,694	6,115	225	62	13,096	18,532

\* Polling Station where the ballots of Special Electors were intermixed (Rule 93, of the Election (Amendment) Rules, 1986).

## Elections to the House of Representatives, 2001

## ELECTORAL DISTRICT OF LA BREA

POLLING DIVISION	POLLING STATION	VOTES CAST FOR EACH CANDIDATE			REJECTED BALLOTS	VOTES CAST	ELECTORAL LIST
Number	Address	BEREAUX, HEDWIGE P.N.M.	FERGUSON NORRIS U.N.C.	GRAY BURKE BARBARA TEAM UNITY	Number at each Polling Station	Number at each Polling Station	Number of Names on List by Polling Division
	TOTALS BROUGHT FORWARD	6,694	6,115	225	62	13,096	18,532
4631-42	LA BREA COMMUNITY CENTRE POINT SABLE ROAD LA BREA	212	163	3	2	380	
4632	BRIGHTON A.C. SCHOOL SOUTHERN MAIN ROAD LA BREA	324	164	5	4	497	707
4635	LA BREA COMMUNITY CENTRE POINT SABLE ROAD LA BREA	78	20	1	1	100	129
4640	BRIGHTON A.C. SCHOOL SOUTHERN MAIN ROAD LA BREA	351	39	5	2	397	601
4645	LA BREA R.C. SCHOOL RAIL ROAD AVENUE LA BREA	154	20	1	2	177	275
4650	LA BREA R.C. SCHOOL RAIL ROAD AVENUE LA BREA	100	20	0	1	121	157
4655	LA BREA R.C. SCHOOL RAIL ROAD AVENUE LA BREA	271	40	6	0	317	439
	TOTALS CARRIED FORWARD	8,184	6,581	246	74	15,085	20,840

## ELECTORAL DISTRICT OF LA BREA

POLLING DIVISION	POLLING STATION	VOTES CAST FOR EACH CANDIDATE			REJECTED BALLOTS	VOTES CAST	ELECTORAL LIST
Number	Address	BEREAUX, HEDWIGE P.N.M.	FERGUSON NORRIS U.N.C.	GRAY BURKE BARBARA TEAM UNITY	Number at each Polling Station	Number at each Polling Station	Number of Names on List by Polling Division
	TOTALS BROUGHT FORWARD	8,184	6,581	246	74	15,085	20,840
4660	LA BREA R.C. SCHOOL RAIL ROAD AVENUE LA BREA	133	21	0	1	155	225
4665	VESSIGNY SECONDARY SCHOOL SOUTHERN MAIN ROAD VESSIGNY VILLAGE	334	168	11	5	518	727
4670	VANCE RIVER R.C. SCHOOL KERN STREET VANCE RIVER	214	92	4	1	311	435
*4675	VANCE RIVER R.C. SCHOOL KERN STREET VANCE RIVER	17	4	2	0	23	41
*4676	VANCE RIVER R.C. SCHOOL KERN STREET VANCE RIVER	23	1	1	0	25	45
*4677	VANCE RIVER R.C. SCHOOL KERN STREET VANCE RIVER	46	24	0	0	70	88
	* 4675, 4676 and 4677 merged.						
	TOTALS	8,951	6,891	264	81	16,187	22,401

I hereby certify that the foregoing is a Statement of the Poll showing the number of votes cast for each Candidate, and do on this 11th day of December, 2001 declare HEDWIGE S. K. BEREUX elected.

SELWYN JOSEPH  
Returning Officer  
Electoral District of LA BREA

## Elections to the House of Representatives, 2001

## ELECTORAL DISTRICT OF LAVENTILLE EAST / MORVANT

POLLING DIVISION	POLLING STATION	VOTES CAST FOR EACH CANDIDATE			REJECTED BALLOTS	VOTES CAST	ELECTORAL LIST
Number	Address	BURGIN HUBERT J. TEAM UNITY	HINDS, FITZGERALD E. P.N.M.	HINDS VALERIE L. U.N.C.	Number at each Polling Station	Number at each Polling Station	Number of Names on List by Polling Division
0955-01	MISIR COMMUNITY CENTRE ST. FRANCOIS VALLEY ROAD MORVANT	13	267	20	1	301	1,845
0955-02	MISIR COMMUNITY CENTRE ST. FRANCOIS VALLEY ROAD MORVANT	3	248	27	0	278	
0955-03	MISIR COMMUNITY CENTRE ST. FRANCOIS VALLEY ROAD MORVANT	4	248	27	4	283	
0995	ST DOMINIC'S R.C. SCHOOL 1 TAPANA STREET MORVANT	3	233	12	0	248	440
1000-01	MORVANT ANGLICAN SCHOOL DOS SANTOS STREET MORVANT	6	332	17	4	359	1,167
1000-02	MORVANT ANGLICAN SCHOOL DOS SANTOS STREET MORVANT	3	280	25	6	314	
1005-01	MORVANT CENTRAL GOV'T PRIMARY SCHOOL CIPRIANI STREET MORVANT	5	154	11	9	179	1,828
	TOTALS CARRIED FORWARD	37	1,762	139	24	1,962	5,280



## Elections to the House of Representatives, 2001

## ELECTORAL DISTRICT OF LAVENTILLE EAST / MORVANT

POLLING DIVISION	POLLING STATION	VOTES CAST FOR EACH CANDIDATE			REJECTED BALLOTS	VOTES CAST	ELECTORAL LIST
Number	Address	BURGIN HUBERT J. TEAM UNITY	HINDS, FITZGERALD E. P.N.M.	HINDS VALERIE L. U.N.C.	Number at each Polling Station	Number at each Polling Station	Number of Names on List by Polling Division
	TOTALS BROUGHT FORWARD	37	1,762	139	24	1,962	5,280
1005-02	MORVANT CENTRAL GOV'T PRIMARY SCHOOL CIPRIANI STREET MORVANT	3	187	18	0	208	
1005-03	MORVANT CENTRAL GOV'T PRIMARY SCHOOL CIPRIANI STREET MORVANT	3	260	75	4	342	
1135-01	HIMALAYA SPORTS CLUB 3RD AVENUE SAN JUAN	0	276	64	1	341	1,807
1135-02	HIMALAYA SPORTS CLUB 3RD AVENUE SAN JUAN	2	272	55	1	330	
1135-03	HIMALAYA SPORTS CLUB 3RD AVENUE SAN JUAN	3	288	54	6	351	
1145-01	MALICK SENIOR COMPREHENSIVE SCHOOL COCONUT DRIVE MORVANT	3	328	77	1	409	3,846
1145-02	MALICK SENIOR COMPREHENSIVE SCHOOL COCONUT DRIVE MORVANT	7	337	66	1	411	
	TOTALS CARRIED FORWARD	58	3,710	548	38	4,354	10,933

## Elections to the House of Representatives, 2001

## ELECTORAL DISTRICT OF LAVENTILLE EAST / MORVANT

POLLING DIVISION	POLLING STATION	VOTES CAST FOR EACH CANDIDATE			REJECTED BALLOTS	VOTES CAST	ELECTORAL LIST
Number	Address	BURGIN HUBERT J. TEAM UNITY	HINDS, FITZGERALD E. P.N.M.	HINDS VALERIE L. U.N.C.	Number at each Polling Station	Number at each Polling Station	Number of Names on List by Polling Division
	TOTALS BROUGHT FORWARD	58	3,710	548	38	4,354	10,933
1145-03	MALICK SENIOR COMPREHENSIVE SCHOOL COCONUT DRIVE MORVANT	4	215	40	0	259	
1145-04	MALICK SENIOR COMPREHENSIVE SCHOOL COCONUT DRIVE MORVANT	6	410	150	0	566	
1145-05	MALICK SENIOR COMPREHENSIVE SCHOOL COCONUT DRIVE MORVANT	3	333	72	1	409	
1150-01	MALICK GIRLS' R.C. SCHOOL 6TH AVENUE NORTH BARATARIA	6	142	111	2	261	1,061
1150-02	MALICK GIRLS' R.C. SCHOOL 6TH AVENUE NORTH BARATARIA	6	141	197	3	347	
*1155-01	MALICK YOUTH FACILITY 7TH AVENUE NORTH BARATARIA	5	423	169	0	597	966
1155-02	MALICK YOUTH FACILITY 7TH AVENUE NORTH BARATARIA	6	143	144	0	293	
	TOTALS CARRIED FORWARD	94	5,517	1,431	44	7,086	12,960

\*Polling Station where the ballots of Special Electors were Interimised (Rule 93, of the Election (Amendment) Rules, 1986).

## Elections to the House of Representatives, 2001

## ELECTORAL DISTRICT OF LAVENTILLE EAST / MORVANT

POLLING DIVISION	POLLING STATION	VOTES CAST FOR EACH CANDIDATE			REJECTED BALLOTS	VOTES CAST	ELECTORAL LIST
Number	Address	BURGIN HUBERT J. TEAM UNITY	HINDS, FITZGERALD E. P.N.M.	HINDS VALERIE L. U.N.C.	Number at each Polling Station	Number at each Polling Station	Number of Names on List by Polling Division
	TOTALS BROUGHT FORWARD	94	5,517	1,431	44	7,086	12,960
1160-01	MORVANT NORTH GOVERNMENT SCHOOL COSMOS STREET MORVANT	3	240	28	1	272	1,142
1160-02	MORVANT NORTH GOVERNMENT SCHOOL COSMOS STREET MORVANT	3	209	32	4	248	
1165-01	MORVANT NORTH GOVERNMENT SCHOOL COSMOS STREET MORVANT	1	226	23	1	251	1,021
1165-02	MORVANT NORTH GOVERNMENT SCHOOL COSMOS STREET MORVANT	2	223	40	0	265	
1170	LOWER MORVANT GOV'T PRIMARY SCHOOL LADY YOUNG AVENUE MORVANT	0	165	40	5	210	404
1171	LOWER MORVANT GOV'T PRIMARY SCHOOL LADY YOUNG AVENUE MORVANT	4	58	8	0	70	149
1175-01	MALICK SENIOR COMPREHENSIVE SCHOOL COCONUT DRIVE MORVANT	2	303	23	3	331	1,067
	TOTALS CARRIED FORWARD	109	6,941	1,625	58	8,733	16,743

## Elections to the House of Representatives, 2001

## ELECTORAL DISTRICT OF LAVENTILLE EAST / MORVANT

POLLING DIVISION	POLLING STATION	VOTES CAST FOR EACH CANDIDATE			REJECTED BALLOTS	VOTES CAST	ELECTORAL LIST
Number	Address	BURGIN HUBERT J. TEAM UNITY	HINDS, FITZGERALD E. P.N.M.	HINDS VALERIE L. U.N.C.	Number at each Polling Station	Number at each Polling Station	Number of Names on List by Polling Division
	TOTALS BROUGHT FORWARD	109	6,941	1,625	58	8,733	16,743
1175-02	MALICK SENIOR COMPREHENSIVE SCHOOL COCONUT DRIVE MORVANT	1	260	20	3	284	
1180	MORVANT CENTRAL GOV'T PRIMARY SCHOOL CIPRIANI STREET MORVANT	3	186	16	0	205	381
1185-01	LOWER MORVANT GOV'T PRIMARY SCHOOL LADY YOUNG AVENUE MORVANT	2	210	25	1	238	1,274
1185-02	LOWER MORVANT GOV'T PRIMARY SCHOOL LADY YOUNG AVENUE MORVANT	5	376	37	51	469	
1190	LAVENTILLE COMMUNITY COMPLEX ANGOSTURA STREET, EASTERN MAIN ROAD LAVENTILLE	2	205	24	0	231	472
1195	ST DOMINIC'S R.C. SCHOOL 1 TAPANA STREET MORVANT	2	350	22	1	375	637
1196	LOWER MORVANT GOV'T PRIMARY SCHOOL LADY YOUNG AVENUE MORVANT	2	301	14	0	317	573
	TOTALS CARRIED FORWARD	126	8,829	1,783	114	10,852	20,080

## ELECTORAL DISTRICT OF LAVENTILLE EAST / MORVANT

POLLING DIVISION	POLLING STATION	VOTES CAST FOR EACH CANDIDATE			REJECTED BALLOTS	VOTES CAST	ELECTORAL LIST
Number	Address	BURGIN HUBERT J. TEAM UNITY	HINDS, FITZGERALD E. P.N.M.	HINDS VALERIE L. U.N.C.	Number at each Polling Station	Number at each Polling Station	Number of Names on List by Polling Division
	TOTALS BROUGHT FORWARD	126	8,829	1,783	114	10,852	20,080
1200	CHINAPOO COMMUNITY CENTRE LAVENTILLE ROAD, CHINAPOO VILLAGE MORVANT	11	256	33	0	300	641
1210	LAVENTILLE GIRLS' GOV'T PRIMARY SCHOOL TOUSSAINT TRACE LAVENTILLE	1	166	7	1	175	340
1294-01	LAVENTILLE COMMUNITY COMPLEX ANGOSTURA STREET, EASTERN MAIN ROAD LAVENTILLE	1	224	20	0	245	923
1294-02	LAVENTILLE COMMUNITY COMPLEX ANGOSTURA STREET, EASTERN MAIN ROAD LAVENTILLE	2	161	31	0	194	
1310	SUCCESS R.C. PRIMARY SCHOOL 4 CHURCH STREET, EASTERN MAIN ROAD LAVENTILLE	1	128	12	0	141	260
1315	LAVENTILLE COMMUNITY COMPLEX ANGOSTURA STREET, EASTERN MAIN ROAD LAVENTILLE	5	285	26	0	316	550
	TOTALS	147	10,049	1,912	115	12,223	22,794

I hereby certify that the foregoing is a Statement of the Poll showing the number of votes cast for each Candidate, and do on this 11th day of December, 2001  
declare FITZGERALD E. HINDS elected.

CLARENCE LEACH  
Returning Officer  
Electoral District of LAVENTILLE EAST / MORVANT.

## Elections to the House of Representatives, 2001

## ELECTORAL DISTRICT OF LAVENTILLE WEST

POLLING DIVISION	POLLING STATION	VOTES CAST FOR EACH CANDIDATE			REJECTED BALLOTS	VOTES CAST	ELECTORAL LIST
Number	Address	JAMES EULALIE P.N.M.	SHADE CURTIS T. TEAM UNTTY	SMART PRINCESS T. U.N.C.	Number at each Polling Station	Number at each Polling Station	Number of Names on List by Polling Division
0700-01	ESCALLIER A.C. SCHOOL LANGE STREET, GONZALES BELMONT	188	1	15	2	206	947
0700-02	ESCALLIER A.C. SCHOOL LANGE STREET, GONZALES BELMONT	175	2	20	0	197	
0705	ESCALLIER A.C. SCHOOL LANGE STREET, GONZALES BELMONT	165	2	14	0	181	354
0750	ESCALLIER A.C. SCHOOL LANGE STREET, GONZALES BELMONT	213	5	105	2	325	653
0980	ST BARB'S CENTRAL COMMUNITY CENTRE ST BARB'S ROAD, BELMONT	219	2	12	0	233	479
0985-01	MARYLAND R.C. SCHOOL UPPER ST FRANCOIS VALLEY ROAD BELMONT	267	2	18	2	289	1,154
0985-02	MARYLAND R.C. SCHOOL UPPER ST FRANCOIS VALLEY ROAD BELMONT	217	3	18	3	241	
	TOTALS CARRIED FORWARD	1,444	17	202	9	1,672	3,587

Elections to the House of Representatives, 2001  
ELECTORAL DISTRICT OF LAVENTILLE WEST

POLLING DIVISION	POLLING STATION	VOTES CAST FOR EACH CANDIDATE			REJECTED BALLOTS	VOTES CAST	ELECTORAL LIST
Number	Address	JAMES, EULALIE P.N.M.	SHADE CURTIS T. TEAM UNTTY	SMART PRINCESS T. U.N.C.	Number at each Polling Station	Number at each Polling Station	Number of Names on List by Polling Division
	TOTALS BROUGHT FORWARD	1,444	17	202	9	1,672	3,587
0990-01	ST. BARB'S GOVERNMENT PRIMARY SCHOOL MENTOR ALLEY, LAVENTILLE	305	8	21	0	334	1,393
0990-02	ST. BARB'S GOVERNMENT PRIMARY SCHOOL MENTOR ALLEY, LAVENTILLE	226	3	27	1	257	
1201-01	CHINAPOO GOVERNMENT PRIMARY SCHOOL LAVENTILLE ROAD MORVANT	202	6	28	0	236	959
1201-02	CHINAPOO GOVERNMENT PRIMARY SCHOOL LAVENTILLE ROAD MORVANT	188	0	18	0	206	
1205	CHINAPOO GOVERNMENT PRIMARY SCHOOL LAVENTILLE ROAD MORVANT	305	1	31	0	337	653
1206	MORVANT/LAVENTILLE SENIOR SEC SCHOOL PELICAN EXTENSION ROAD MORVANT.	309	5	27	1	342	696
1215	LAVENTILLE GIRL'S GOV'T PRIMARY SCHOOL TOUSSAINT TRACE LAVENTILLE	190	4	15	1	210	382
	TOTALS CARRIED FORWARD	3,169	44	369	12	3,594	7,670

## Elections to the House of Representatives, 2001

## ELECTORAL DISTRICT OF LAVENTILLE WEST

POLLING DIVISION	POLLING STATION	VOTES CAST FOR EACH CANDIDATE			REJECTED BALLOTS	VOTES CAST	ELECTORAL LIST
Number	Address	JAMES, EULALIE P.N.M.	SHADE CURTIS T. TEAM UNTTY	SMART PRINCESS T. U.N.C.	Number at each Polling Station	Number at each Polling Station	Number of Names on List by Polling Division
	TOTALS BROUGHT FORWARD	3,169	44	369	12	3,594	7,670
1220-01	LAVENTILLE BOYS' GOV'T PRIMARY SCHOOL TOUSSAINT TRACE LAVENTILLE	307	5	22	1	335	1,353
1220-02	LAVENTILLE BOYS' GOV'T PRIMARY SCHOOL TOUSSAINT TRACE LAVENTILLE	286	3	28	0	317	
1225	SUCCESS CENTRAL COMMUNITY COUNCIL MARCELLA STREET LAVENTILLE.	137	2	13	0	152	263
1230	SUCCESS CENTRAL COMMUNITY COUNCIL MARCELLA STREET LAVENTILLE.	195	2	24	2	223	380
1235-01	LAVENTILLE GIRLS' GOV'T PRIMARY SCHOOL TOUSSAINT TRACE LAVENTILLE	210	1	15	2	228	1,084
1235-02	LAVENTILLE GIRLS' GOV'T PRIMARY SCHOOL TOUSSAINT TRACE LAVENTILLE	181	3	17	0	201	
1240-01	TROUMACAQUE COMMUNITY CENTRE TROUMACAQUE ROAD, LAVENTILLE	226	4	15	3	248	870
	TOTALS CARRIED FORWARD	4,711	64	503	20	5,298	11,620



## ELECTORAL DISTRICT OF LAVENTILLE WEST

POLLING DIVISION	POLLING STATION	VOTES CAST FOR EACH CANDIDATE			REJECTED BALLOTS	VOTES CAST	ELECTORAL LIST
Number	Address	JAMES, EULALIE P.N.M.	SHADE CURTIS T. TEAM UNTTY	SMART PRINCESS T. U.N.C.	Number at each Polling Station	Number at each Polling Station	Number of Names on List by Polling Division
	TOTALS BROUGHT FORWARD	4,711	64	503	20	5,298	11,620
1240-02	TROUMACAQUE COMMUNITY CENTRE TROUMACAQUE ROAD, LAVENTILLE	177	2	7	1	187	
1241-01	MORVANT/LAVENTILLE SENIOR SEC SCHOOL PELICAN EXTENSION ROAD MORVANT.	229	3	14	3	249	871
1241-02	MORVANT/LAVENTILLE SENIOR SEC SCHOOL PELICAN EXTENSION ROAD MORVANT.	142	4	10	1	157	
1245-01	ST BARB'S GOV'T PRIMARY SCHOOL, MENTOR ALLEY LAVENTILLE	186	2	12	0	200	952
1245-02	ST BARB'S GOV'T PRIMARY SCHOOL, MENTOR ALLEY LAVENTILLE	187	1	23	0	211	
1250-01	ST BARB'S GOV'T PRIMARY SCHOOL, MENTOR ALLEY LAVENTILLE	249	2	9	0	260	1,107
1250-02	ST BARB'S GOV'T PRIMARY SCHOOL, MENTOR ALLEY LAVENTILLE	248	1	10	0	259	
	TOTALS CARRIED FORWARD	6,129	79	588	25	6,821	14,550

Elections to the House of Representatives, 2001  
ELECTORAL DISTRICT OF LAVENTILLE WEST

POLLING DIVISION	POLLING STATION	VOTES CAST FOR EACH CANDIDATE			REJECTED BALLOTS	VOTES CAST	ELECTORAL LIST
Number	Address	JAMES, EULALIE P.N.M.	SHADE CURTIS T. TEAM UNTTY	SMART PRINCESS T. U.N.C.	Number at each Polling Station	Number at each Polling Station	Number of Names on List by Polling Division
	TOTALS BROUGHT FORWARD	6,129	79	588	25	6,821	14,550
1255-01	OUR LADY OF LAVENTILLE R.C. SCHOOL PICTON ROAD LAVENTILLE	251	1	13	0	265	1,028
1255-02	OUR LADY OF LAVENTILLE R.C. SCHOOL PICTON ROAD LAVENTILLE	213	2	11	1	227	
*1260	SUCCESS/LAVENTILLE COMPOSITE SCHOOL EASTERN MAIN ROAD LAVENTILLE.	466	11	46	0	523	725
1265-01	SUCCESS/LAVENTILLE COMPOSITE SCHOOL EASTERN MAIN ROAD LAVENTILLE.	251	2	48	0	301	1,161
1265-02	SUCCESS/LAVENTILLE COMPOSITE SCHOOL EASTERN MAIN ROAD LAVENTILLE.	221	1	42	0	264	
1270-01	ST PHILLIPS GOV'T PRIMARY SCHOOL PLAISANCE ROAD LAVENTILLE	241	4	24	1	270	1,535
1270-02	ST PHILLIPS GOV'T PRIMARY SCHOOL PLAISANCE ROAD LAVENTILLE	252	3	20	0	275	
	TOTALS CARRIED FORWARD	8,024	103	792	27	8,946	18,999

\* Polling Station where the ballots of Special Electors were intermixed (Rule 93, of the Election (Amendment) Rules, 1986).

Elections to the House of Representatives, 2001  
ELECTORAL DISTRICT OF LAVENTILLE WEST

POLLING DIVISION	POLLING STATION	VOTES CAST FOR EACH CANDIDATE			REJECTED BALLOTS	VOTES CAST	ELECTORAL LIST
Number	Address	JAMES, EULALIE P.N.M.	SHADE CURTIS T. TEAM UNTTY	SMART PRINCESS T. U.N.C.	Number at each Polling Station	Number at each Polling Station	Number of Names on List by Polling Division
	TOTALS BROUGHT FORWARD	8,024	103	792	27	8,946	18,999
1270-03	ST PHILLIPS GOV'T PRIMARY SCHOOL PLAISANCE ROAD LAVENTILLE	213	2	23	2	240	
1290-01	SERVOL LIFE CENTRE BEETHAM HIGHWAY, BEETHAM ESTATE LAVENTILLE	356	9	53	4	422	1,519
1290-02	SERVOL LIFE CENTRE BEETHAM HIGHWAY, BEETHAM ESTATE LAVENTILLE	355	4	78	0	437	
1295	SUCCESS/LAVENTILLE COMPOSITE SCHOOL EASTERN MAIN ROAD LAVENTILLE	55	2	14	0	71	132
1300	SUCCESS/LAVENTILLE COMPOSITE SCHOOL EASTERN MAIN ROAD LAVENTILLE	73	1	4	0	78	157
1305	LAVENTILLE GIRL'S GOV'T PRIMARY SCHOOL TOUSSAINT TRACE LAVENTILLE	148	2	24	0	174	305
	TOTALS	9,224	123	988	33	10,368	21,112

I hereby certify that the foregoing is a Statement of the Poll showing the number of votes cast for each Candidate, and do on this 11th day of December, 2001  
declare EULALIE JAMES elected.

JOSEPH PIERRE  
Returning Officer  
Electoral District of LAVENTILLE WEST

## ELECTORAL DISTRICT OF NAPARIMA

POLLING DIVISION	POLLING STATION	VOTES CAST FOR EACH CANDIDATE			REJECTED BALLOTS	VOTES CAST	ELECTORAL LIST
Number	Address	BAKSH NIZAM U.N.C.	MARAJ RALPH TEAM UNITY	RAMJOHN FAIZ P.N.M.	Number at each Polling Station	Number at each Polling Station	Number of Names on List by Polling Division
3490	ST MARY'S GOVERNMENT SCHOOL MORUGA ROAD ST MARY'S VILLAGE	183	22	168	4	377	577
3495-01	ST MARY'S GOVERNMENT SCHOOL MORUGA ROAD ST MARY'S VILLAGE	158	13	103	0	274	876
3495-02	ST MARY'S GOVERNMENT SCHOOL MORUGA ROAD ST MARY'S VILLAGE	191	25	75	1	292	
3550-01	COWEN HAMILTON SECONDARY SCHOOL MORUGA ROAD FIFTH COMPANY	131	22	158	4	315	861
3550-02	COWEN HAMILTON SECONDARY SCHOOL MORUGA ROAD FIFTH COMPANY	82	17	151	4	254	
3555-01	CUNIAL GOVERNMENT PRIMARY SCHOOL CUNIAL ROAD BARRACKPORE	223	22	42	3	290	777
3555-02	CUNIAL GOVERNMENT PRIMARY SCHOOL CUNIAL ROAD BARRACKPORE	183	22	47	3	255	
	TOTALS CARRIED FORWARD	1,151	143	744	19	2,057	3,091

## ELECTORAL DISTRICT OF NAPARIMA

POLLING DIVISION	POLLING STATION	VOTES CAST FOR EACH CANDIDATE			REJECTED BALLOTS	VOTES CAST	ELECTORAL LIST
Number	Address	BAKSH NIZAM U.N.C.	MARAJ RALPH TEAM UNITY	RAMJOHN FAIZ P.N.M.	Number at each Polling Station	Number at each Polling Station	Number of Names on List by Polling Division
	TOTALS BROUGHT FORWARD	1,151	143	744	19	2,057	3,091
3560-01	ROCHARD DOUGLAS PRESBYTERIAN SCHOOL ROCHARD DOUGLAS ROAD BARRACKPORE	495	21	6	2	524	1,194
3560-02	ROCHARD DOUGLAS PRESBYTERIAN SCHOOL ROCHARD DOUGLAS ROAD BARRACKPORE	332	6	4	9	351	
3565-01	BARRACKPORE ASJA MUSLIM SCHOOL REES ROAD BARRACKPORE	453	23	0	0	476	1,018
3565-02	BARRACKPORE ASJA MUSLIM SCHOOL REES ROAD BARRACKPORE	326	25	5	1	357	
3570-01	BARRACKPORE A.P.S. VEDIC SCHOOL KANSAMMY TRACE BARRACKPORE.	337	16	4	0	357	1,089
3570-02	BARRACKPORE A.P.S. VEDIC SCHOOL KANSAMMY TRACE BARRACKPORE.	406	12	7	1	426	
3575	LENGUA PRESBYTERIAN SCHOOL PAPOURIE ROAD LENGUA	222	9	27	1	259	396
	TOTALS CARRIED FORWARD	3,722	255	797	33	4,807	6,788

## ELECTORAL DISTRICT OF NAPARIMA

POLLING DIVISION	POLLING STATION	VOTES CAST FOR EACH CANDIDATE			REJECTED BALLOTS	VOTES CAST	ELECTORAL LIST
Number	Address	BAKSH NIZAM U.N.C.	MARAJ RALPH TEAM UNITY	RAMJOHN FAIZ P.N.M.	Number at each Polling Station	Number at each Polling Station	Number of Names on List by Polling Division
	TOTALS BROUGHT FORWARD	3,722	255	797	33	4,807	6,788
3675-01	PRINCES TOWN PRESBYTERIAN SCHOOL #1 EDWARD STREET PRINCES TOWN	195	15	57	2	269	807
3675-02	PRINCES TOWN PRESBYTERIAN SCHOOL #1 EDWARD STREET PRINCES TOWN	225	13	58	0	296	
3676	PRINCES TOWN PRESBYTERIAN SCHOOL #2 EDWARD STREET PRINCES TOWN	251	24	59	0	334	423
3680-01	PRINCES TOWN MUSLIM A.S.J.A SCHOOL HIGH STREET PRINCES TOWN	183	17	96	0	296	955
3680-02	PRINCES TOWN MUSLIM A.S.J.A SCHOOL HIGH STREET PRINCES TOWN	271	17	91	1	380	
3685	LENGUA PRESBYTERIAN SCHOOL PAPOURIE ROAD LENGUA	319	23	60	2	404	567
3690-01	LENGUA PRESBYTERIAN SCHOOL PAPOURIE ROAD LENGUA	224	21	29	1	275	865
	TOTALS CARRIED FORWARD	5,390	385	1,247	39	7,061	10,405

## ELECTORAL DISTRICT OF NAPARIMA

POLLING DIVISION	POLLING STATION	VOTES CAST FOR EACH CANDIDATE			REJECTED BALLOTS	VOTES CAST	ELECTORAL LIST
Number	Address	BAKSH NIZAM U.N.C.	MARAJ RALPH TEAM UNITY	RAMJOHN FAIZ P.N.M.	Number at each Polling Station	Number at each Polling Station	Number of Names on List by Polling Division
	TOTALS BROUGHT FORWARD	5,390	385	1,247	39	7,061	10,405
3690-02	LENGUA PRESBYTERIAN SCHOOL PAPOURIE ROAD LENGUA	284	19	12	0	315	
3695	INVERNESS PRESBYTERIAN SCHOOL PAPOURIE ROAD BARRACKPORE	486	18	17	1	522	766
3700	INVERNESS PRESBYTERIAN SCHOOL PAPOURIE ROAD BARRACKPORE	456	14	7	3	480	635
3705-01	BARRACKPORE SEN COMPREHENSIVE SCHOOL PAPOURIE ROAD BARRACKPORE	302	8	8	0	318	946
3705-02	BARRACKPORE SEN COMPREHENSIVE SCHOOL PAPOURIE ROAD BARRACKPORE	307	9	5	1	322	
3830	ST JOHN'S A.C. SCHOOL CIPERO ROAD ST JOHN'S VILLAGE	330	30	46	0	406	578
	TOTALS CARRIED FORWARD	7,555	483	1,342	44	9,424	13,330

## Elections to the House of Representatives, 2001

## ELECTORAL DISTRICT OF NAPARIMA

POLLING DIVISION	POLLING STATION	VOTES CAST FOR EACH CANDIDATE			REJECTED BALLOTS	VOTES CAST	ELECTORAL LIST
Number	Address	BAKSH NIZAM U.N.C.	MARAJ RALPH TEAM UNITY	RAMJOHN FAIZ P.N.M.	Number at each Polling Station	Number at each Polling Station	Number of Names on List by Polling Division
	TOTALS BROUGHT FORWARD	7,555	483	1,342	44	9,424	13,330
3835	MONKEY TOWN GOVERNMENT SCHOOL PAPOURIE ROAD MONKEY TOWN	399	13	9	0	421	626
3840-01	LENGUA PRESBYTERIAN SCHOOL PAPOURIE ROAD LENGUA	241	15	49	5	310	951
3840-02	LENGUA PRESBYTERIAN SCHOOL PAPOURIE ROAD LENGUA	284	14	24	2	324	
3845	JORDAN HILL PRESBYTERIAN SCHOOL MANAHAMBRE ROAD JORDAN HILL VILLAGE	260	18	41	6	325	448
3850	JORDAN HILL PRESBYTERIAN SCHOOL MANAHAMBRE ROAD JORDAN HILL VILLAGE	399	23	13	1	436	567
3855	ST JOHN'S A.C. SCHOOL CIPERO ROAD ST JOHN'S VILLAGE	200	12	38	0	250	364
3860-01	ST JOHN'S A.C. SCHOOL CIPERO ROAD ST JOHN'S VILLAGE	216	24	92	1	333	1,034
	TOTALS CARRIED FORWARD	9,554	602	1,608	59	11,823	17,320



## Elections to the House of Representatives, 2001

## ELECTORAL DISTRICT OF NAPARIMA

POLLING DIVISION	POLLING STATION	VOTES CAST FOR EACH CANDIDATE			REJECTED BALLOTS	VOTES CAST	ELECTORAL LIST
Number	Address	BAKSH NIZAM U.N.C.	MARAJ RALPH TEAM UNITY	RAMJOHN FAIZ P.N.M.	Number at each Polling Station	Number at each Polling Station	Number of Names on List by Polling Division
	TOTALS BROUGHT FORWARD	9,554	602	1,608	59	11,823	17,320
3860-02	ST JOHN'S A.C. SCHOOL CIPERO ROAD ST JOHN'S VILLAGE	305	11	26	4	346	
3905	PETITE MORNE COMMUNITY CENTRE PETITE MORNE SETTLEMENT STE MADELEINE	317	34	58	0	419	569
*3915	STE MADELEINE GOVERNMENT SCHOOL MANAHAMBRE ROAD STE MADELEINE	313	35	128	4	480	297
3920	PETITE MORNE COMMUNITY CENTRE PETITE MORNE SETTLEMENT STE MADELEINE (3905 and 3920 merged)	11	4	9	0	24	37
3925	JORDAN HILL PRESBYTERIAN SCHOOL MANAHAMBRE ROAD JORDAN HILL VILLAGE	358	29	32	1	420	571
3930-01	JORDAN HILL PRESBYTERIAN SCHOOL MANAHAMBRE ROAD JORDAN HILL VILLAGE	317	33	56	1	407	1,098
	TOTALS CARRIED FORWARD	11,185	748	1,917	69	13,919	19,892

\* Polling Station where the ballots of Special Electors were intermixed (Rule 93, of the Election (Amendment) Rules, 1986).

## ELECTORAL DISTRICT OF NAPARIMA

POLLING DIVISION	POLLING STATION	VOTES CAST FOR EACH CANDIDATE			REJECTED BALLOTS	VOTES CAST	ELECTORAL LIST
Number	Address	BAKSH NIZAM U.N.C.	MARAJ RALPH TEAM UNITY	RAMJOHN FAIZ P.N.M.	Number at each Polling Station	Number at each Polling Station	Number of Names on List by Polling Division
	TOTALS BROUGHT FORWARD	11,185	748	1,917	69	13,919	19,892
3930-02	JORDAN HILL PRESBYTERIAN SCHOOL MANAHAMBRE ROAD JORDAN HILL VILLAGE	293	30	53	2	378	
3935	JORDAN HILL PRESBYTERIAN SCHOOL MANAHAMBRE ROAD JORDAN HILL VILLAGE	277	23	149	0	449	702
3940-01	IERE VILLAGE GOVERNMENT SCHOOL NAPARIMA-MAYARO ROAD IERE VILLAGE	196	9	29	0	234	856
3940-02	IERE VILLAGE GOVERNMENT SCHOOL NAPARIMA-MAYARO ROAD IERE VILLAGE	318	25	26	2	371	
3945-01	PALMYRA (S.D.M.S.) HINDU SCHOOL NAPARIMA-MAYARO ROAD PALMYRA VILLAGE	185	19	96	0	300	1,032
3945-02	PALMYRA (S.D.M.S.) HINDU SCHOOL NAPARIMA-MAYARO ROAD PALMYRA VILLAGE	290	31	51	7	379	
	TOTALS	12,744	885	2,321	80	16,030	22,482

I hereby certify that the foregoing is a Statement of the Poll showing the number of votes cast for each Candidate, and do on this 11th day of December, 2001  
declare NIZAM BAKSH elected.

GOPAUL MOHESS  
Returning Officer  
Electoral District of NAPARIMA

## Elections to the House of Representatives, 2001

## ELECTORAL DISTRICT OF NARIVA

POLLING DIVISION	POLLING STATION	VOTES CAST FOR EACH CANDIDATE			REJECTED BALLOTS	VOTES CAST	ELECTORAL LIST
Number	Address	JURAI KRISH P. TEAM UNITY	PARTAP HARRY N. U.N.C.	SUEPAUL HAROLD E. P.N.M.	Number at each Polling Station	Number at each Polling Station	Number of Names on List by Polling Division
2190-01	UPPER CUMUTO GOVERNMENT SCHOOL CUMUTO ROAD CUMUTO	8	128	158	0	294	890
2190-02	UPPER CUMUTO GOVERNMENT SCHOOL CUMUTO ROAD CUMUTO	7	152	137	1	297	
2195	LOWER CUMUTO GOV'T PRIMARY SCHOOL CUMUTO MAIN ROAD CUMUTO	11	240	165	1	417	625
2200	CUNARIPO PRESBYTERIAN SCHOOL GUAICO TAMANA ROAD CUNARIPO	3	288	35	0	326	466
2201	GUAICO PRESBYTERIAN SCHOOL EASTERN MAIN ROAD GUAICO (INFANT SCHOOL)	6	222	238	4	470	705
2285-01	UPPER SANGRE GRANDE R.C. SCHOOL CEMETERY ROAD NO 2 SANGRE GRANDE	5	89	178	1	273	830
2285-02	UPPER SANGRE GRANDE R.C. SCHOOL CEMETERY ROAD NO 2 SANGRE GRANDE	6	130	146	0	282	
	TOTALS CARRIED FORWARD	46	1,249	1,057	7	2,359	3,516

## Elections to the House of Representatives, 2001

## ELECTORAL DISTRICT OF NARIVA

POLLING DIVISION	POLLING STATION	VOTES CAST FOR EACH CANDIDATE			REJECTED BALLOTS	VOTES CAST	ELECTORAL LIST
Number	Address	JURAI KRISH P. TEAM UNITY	PARTAP HARRY N. U.N.C.	SUEPAUL HAROLD E. P.N.M.	Number at each Polling Station	Number at each Polling Station	Number of Names on List by Polling Division
	TOTALS BROUGHT FORWARD	46	1,249	1,057	7	2,359	3,516
*2290	CUNAPO (ST. FRANCIS) R.C. PRIMARY SCHOOL BRIERLEY STREET SANGRE GRANDE	18	349	253	0	620	524
2295-01	GUAICO PRESBYTERIAN SCHOOL EASTERN MAIN ROAD GUAICO	14	245	163	10	432	1,291
2295-02	GUAICO PRESBYTERIAN SCHOOL EASTERN MAIN ROAD GUAICO	14	292	158	0	464	
2300-01	GROVESNOR PRESBYTERIAN SCHOOL 2 1/2 MM CUNAPO SOUTHERN ROAD COALMINE	3	137	120	2	262	817
2300-02	GROVESNOR PRESBYTERIAN SCHOOL 2 1/2 MM CUNAPO SOUTHERN ROAD COALMINE	12	178	67	1	258	
2305-01	GUAICO PRESBYTERIAN SCHOOL EASTERN MAIN ROAD GUAICO	8	286	150	4	448	1,294
2305-02	GUAICO PRESBYTERIAN SCHOOL EASTERN MAIN ROAD GUAICO	6	289	134	0	429	
	TOTALS CARRIED FORWARD	121	3,025	2,102	24	5,272	7,442

\* Polling Station where the ballots of Special electors were intermixed (Rule 93, of the Election (Amendment) Rules, 1986).

## Elections to the House of Representatives, 2001

## ELECTORAL DISTRICT OF NARIVA

POLLING DIVISION	POLLING STATION	VOTES CAST FOR EACH CANDIDATE			REJECTED BALLOTS	VOTES CAST	ELECTORAL LIST
Number	Address	JURAI KRISH P. TEAM UNITY	PARTAP HARRY N. U.N.C.	SUEPAUL HAROLD E. P.N.M.	Number at each Polling Station	Number at each Polling Station	Number of Names on List by Polling Division
	TOTALS BROUGHT FORWARD	121	3,025	2,102	24	5,272	7,442
2310-01	GROVESNOR PRESBYTERIAN SCHOOL 2 1/2 MM CUNAPO SOUTHERN ROAD COALMINE	10	179	206	3	398	1,113
2310-02	GROVESNOR PRESBYTERIAN SCHOOL 2 1/2 MM CUNAPO SOUTHERN ROAD COALMINE	4	196	140	4	344	
2315-01	GROVESNOR PRESBYTERIAN SCHOOL 2 1/2 MM CUNAPO SOUTHERN ROAD COALMINE	1	130	123	1	255	829
2315-02	GROVESNOR PRESBYTERIAN SCHOOL 2 1/2 MM CUNAPO SOUTHERN ROAD COALMINE	6	149	114	1	270	
2320-01	SANGRE CHIQUITO PRESBYTERIAN SCHOOL EASTERN MAIN ROAD SANGRE CHIQUITO	5	199	75	2	281	900
2320-02	SANGRE CHIQUITO PRESBYTERIAN SCHOOL EASTERN MAIN ROAD SANGRE CHIQUITO	4	268	61	1	334	
2325	MANZANILLA GOVERNMENT SCHOOL EASTERN MAIN ROAD MANZANILLA	3	68	77	2	150	259
	TOTALS CARRIED FORWARD	154	4,214	2,898	38	7,304	10,543

## Elections to the House of Representatives, 2001

## ELECTORAL DISTRICT OF NARIVA

POLLING DIVISION	POLLING STATION	VOTES CAST FOR EACH CANDIDATE			REJECTED BALLOTS	VOTES CAST	ELECTORAL LIST
Number	Address	JURAI KRISH P. TEAM UNITY	PARTAP HARRY N. U.N.C.	SUEPAUL HAROLD E. P.N.M.	Number at each Polling Station	Number at each Polling Station	Number of Names on List by Polling Division
	TOTALS BROUGHT FORWARD	154	4,214	2,898	38	7,304	10,543
2345	PLUM ROAD PRESBYTERIAN PRIMARY SCHOOL PLUM ROAD MANZANILLA	7	330	151	8	496	710
2350	MANZANILLA COMMUNITY CENTRE CORNER EASTERN MAIN ROAD AND PLUM MITAN ROAD	5	198	160	4	367	550
2360-01	PLUM MITAN COMMUNITY CENTRE 7 1/4 MM PLUM MITAN ROAD PLUM MITAN	2	254	15	5	276	673
2360-02	BICHE R.C. SCHOOL 14 3/4 MM CUNAPO SOUTHERN ROAD NEWLANDS VILLAGE BICHE	2	163	50	1	216	
2365	JUBILEE PRESBYTERIAN SCHOOL JUBILEE STREET GUAICO TAMANA	3	32	51	1	87	134
2370	UPPER GUAICO R.C.SCHOOL NESTOR VILLAGE	6	215	45	1	267	397
2375	CORYAL COMMUNITY SCHOOL TAMANA HILL ROAD CORYAL	12	396	76	3	487	757
	TOTALS CARRIED FORWARD	191	5,802	3,446	61	9,500	13,764

## Elections to the House of Representatives, 2001

## ELECTORAL DISTRICT OF NARIVA

POLLING DIVISION	POLLING STATION	VOTES CAST FOR EACH CANDIDATE			REJECTED BALLOTS	VOTES CAST	ELECTORAL LIST
Number	Address	JURAI KRISH P. TEAM UNITY	PARTAP HARRY N. U.N.C.	SUEPAUL HAROLD E. P.N.M.	Number at each Polling Station	Number at each Polling Station	Number of Names on List by Polling Division
	TOTALS BROUGHT FORWARD	191	5,802	3,446	61	9,500	13,764
2380	CUMUTO PRESBYTERIAN SCHOOL ST MARIE EMMANUEL ROAD CARATAL	5	311	36	1	353	491
2385	CORYAL R.C. SCHOOL TAMANA HILL ROAD CORYAL	2	121	172	2	297	437
2390	TAMANA R.C. SCHOOL FOUR ROADS TAMANA	3	95	164	1	263	398
2395	CORYAL R.C. SCHOOL TAMANA HILL ROAD CORYAL	5	99	123	6	233	340
2400	JUBILEE PRESBYTERIAN SCHOOL JUBILEE STREET GUAICO TAMANA	8	54	49	0	111	191
2405	JUBILEE PRESBYTERIAN SCHOOL JUBILEE STREET GUAICO TAMANA	14	167	69	0	250	353
2410-01	BICHE R.C. SCHOOL 14 3/4 MM CUNAPO SOUTHERN ROAD NEWLANDS VILLAGE BICHE	1	100	87	3	191	635
	TOTALS CARRIED FORWARD	229	6,749	4,146	74	11,198	16,609

## ELECTORAL DISTRICT OF NARIVA

POLLING DIVISION	POLLING STATION	VOTES CAST FOR EACH CANDIDATE			REJECTED BALLOTS	VOTES CAST	ELECTORAL LIST
Number	Address	JURAI KRISH P. TEAM UNITY	PARTAP HARRY N. U.N.C.	SUEPAUL HAROLD E. P.N.M.	Number at each Polling Station	Number at each Polling Station	Number of Names on List by Polling Division
	TOTALS BROUGHT FORWARD	229	6,749	4,146	74	11,198	16,609
2410-02	PLUM MITAN COMMUNITY CENTRE 7 1/4 MM PLUM MITAN ROAD PLUM MITAN	9	213	26	0	248	
2415	ORTOIRE COMMUNITY CENTRE CIRCULAR STREET ORTOIRE MAYARO	3	80	2	1	86	107
2416-01	MAFEKING GOVERNMENT PRIMARY SCHOOL NAFARIMA MAYARO ROAD MAFEKING	3	211	192	1	407	1,375
2416-02	MAFEKING GOVERNMENT PRIMARY SCHOOL NAFARIMA MAYARO ROAD MAFEKING	9	246	134	3	392	
2416-03	ORTOIRE COMMUNITY CENTRE CIRCULAR STREET ORTOIRE MAYARO	1	88	13	0	102	
2525	ECCLESVILLE PRESBYTERIAN SCHOOL RIO CLARO/MAYARO ROAD ECCLESVILLE	6	165	24	0	195	292
2530	BICHE R.C. SCHOOL 14 3/4MM CUNAPO SOUTHERN ROAD NEWLANDS VILLAGE BICHE	20	309	89	4	422	674
	TOTALS CARRIED FORWARD	280	8,061	4,626	83	13,050	19,057



## Elections to the House of Representatives, 2001

## ELECTORAL DISTRICT OF NARIVA

POLLING DIVISION	POLLING STATION	VOTES CAST FOR EACH CANDIDATE			REJECTED BALLOTS	VOTES CAST	ELECTORAL LIST
Number	Address	JURAI KRISH P. TEAM UNITY	PARTAP HARRY N. U.N.C.	SUEPAUL HAROLD E. P.N.M.	Number at each Polling Station	Number at each Polling Station	Number of Names on List by Polling Division
	TOTALS BROUGHT FORWARD	280	8,061	4,626	83	13,050	19,057
2535	BICHE COMMUNITY CENTRE BAPTISTE STREET CANQUE VILLAGE	2	109	37	17	165	277
2540	CUSHE GOVERNMENT PRIMARY SCHOOL CUNAPO SOUTHERN ROAD CUSHE	4	188	97	1	290	418
2545	NAVET PRESBYTERIAN SCHOOL 25 MM CUNAPO SOUTHERN ROAD NAVET	11	389	28	2	430	577
2550	ECCLESVILLE PRESBYTERIAN SCHOOL RIO CLARO/MAYARO ROAD ECCLESVILLE	10	390	40	2	442	634
2555-01	BOOS COMMUNITY CENTRE RIO CLARO/MAYARO ROAD BOOS VILLAGE RIO CLARO	6	209	69	1	285	909
2555-02	BOOS COMMUNITY CENTRE RIO CLARO/MAYARO ROAD BOOS VILLAGE RIO CLARO	2	243	57	2	304	
*2565-01	RIO CLARO HINDU S.D.M.S. SCHOOL GRANT STREET RIO CLARO	2	200	230	1	433	946
	TOTALS CARRIED FORWARD	317	9,789	5,184	109	15,399	22,818

\* Polling Station where the ballots of Special electors were Intermixed (Rule 93, of the Election (Amendment) Rules, 1986).

## ELECTORAL DISTRICT OF NARIVA

POLLING DIVISION	POLLING STATION	VOTES CAST FOR EACH CANDIDATE			REJECTED BALLOTS	VOTES CAST	ELECTORAL LIST
Number	Address	JURAI KRISH P. TEAM UNITY	PARTAP HARRY N. U.N.C.	SUEPAUL HAROLD E. P.N.M.	Number at each Polling Station	Number at each Polling Station	Number of Names on List by Polling Division
	TOTALS BROUGHT FORWARD	317	9,789	5,184	109	15,399	22,818
2565-02	RIO CLARO HINDU S.D.M.S. SCHOOL. GRANT STREET RIO CLARO	6	228	96	1	331	
2610	NAVET PRESBYTERIAN SCHOOL. 25 MM CUNAPO SOUTHERN ROAD NAVET	12	449	50	0	511	726
2615	NAVET PRESBYTERIAN SCHOOL. 25 MM CUNAPO SOUTHERN ROAD NAVET	6	322	23	0	351	488
2620	CUSHE GOVERNMENT PRIMARY SCHOOL. CUNAPO SOUTHERN ROAD CUSHE	9	109	125	0	243	367
2625	BICHE COMMUNITY CENTRE BAPTISTE STREET CANQUE VILLAGE	0	95	53	1	149	232
2630	BICHE COMMUNITY CENTRE BAPTISTE STREET CANQUE VILLAGE	9	198	37	1	245	383
	TOTALS CARRIED FORWARD	359	11,190	5,568	112	17,229	25,014

## Elections to the House of Representatives, 2001

## ELECTORAL DISTRICT OF NARIVA

POLLING DIVISION	POLLING STATION	VOTES CAST FOR EACH CANDIDATE			REJECTED BALLOTS	VOTES CAST	ELECTORAL LIST
Number	Address	JURAI KRISH P. TEAM UNITY	PARTAP HARRY N. U.N.C.	SUEPAUL HAROLD E. P.N.M.	Number at each Polling Station	Number at each Polling Station	Number of Names on List by Polling Division
	TOTALS BROUGHT FORWARD	359	11,190	5,568	112	17,229	25,014
2635-01	SANTA RITA R.C. SCHOOL TABAQUITE-RIO CLARO ROAD SAN PEDRO, POOLE	4	173	139	0	316	839
2635-02	SANTA RITA R.C. SCHOOL TABAQUITE-RIO CLARO ROAD SAN PEDRO, POOLE	0	215	80	0	295	
	TOTALS	363	11,578	5,787	112	17,840	25,853

I hereby certify that the foregoing is a Statement of the Poll showing the number of votes cast for each Candidate, and do on this 11th day of December, 2001  
declare HARRY PARTAP elected.

STEPHEN CREESE  
Returning Officer  
Electoral District of NARIVA

## ELECTORAL DISTRICT OF OROPOUCHE

POLLING DIVISION	POLLING STATION	VOTES CAST FOR EACH CANDIDATE			REJECTED BALLOTS	VOTES CAST	ELECTORAL LIST
Number	Address	MOONILAL ROODAL U.N.C.	SEETARAM, KHEMCHAND P.N.M.	SUDAMA, TREVOR TEAM UNITY	Number at each Polling Station	Number at each Polling Station	Number of Names on List by Polling Division
3730-01	DEBE HINDU SCHOOL SAN FERNANDO-SIPARIA-ERIN ROAD DEBE	278	4	42	0	324	838
3730-02	DEBE HINDU SCHOOL SAN FERNANDO-SIPARIA-ERIN ROAD DEBE	246	0	50	4	300	
3735	DEBE HINDU SCHOOL SAN FERNANDO-SIPARIA-ERIN ROAD DEBE	229	4	49	2	284	409
3736-01	DEBE PRESBYTERIAN SCHOOL PERIWINKLE DRIVE, OFF WELLINGTON ROAD DEBE	315	12	36	0	363	1,018
3736-02	DEBE PRESBYTERIAN SCHOOL PERIWINKLE DRIVE, OFF WELLINGTON ROAD DEBE	317	1	23	3	344	
3740	DEBE HINDU SCHOOL SAN FERNANDO-SIPARIA-ERIN ROAD DEBE	441	4	44	0	489	638
3745	DEBE HINDU SCHOOL SAN FERNANDO-SIPARIA-ERIN ROAD DEBE	310	1	21	2	334	425
	TOTALS CARRIED FORWARD	2,136	26	265	11	2,438	3,328

## ELECTORAL DISTRICT OF OROPOUCHE

POLLING DIVISION	POLLING STATION	VOTES CAST FOR EACH CANDIDATE			REJECTED BALLOTS	VOTES CAST	ELECTORAL LIST
Number	Address	MOONILAL ROODAL U.N.C.	SEETARAM, KHEMCHAND P.N.M.	SUDAMA, TREVOR TEAM UNITY	Number at each Polling Station	Number at each Polling Station	Number of Names on List by Polling Division
	TOTALS BROUGHT FORWARD	2,136	26	265	11	2,438	3,328
3750	WOODLAND HINDU SCHOOL LA-FORTUNE PLUCK ROAD WOODLAND	508	3	43	3	557	678
3755	HERMITAGE PRESBYTERIAN SCHOOL DUMFRIES ROAD HERMITAGE	419	22	17	1	459	663
3760	WOODLAND HINDU SCHOOL LA FORTUNE-PLUCK ROAD WOODLAND	333	3	15	2	353	453
3770-01	BIEN VENUE PRESBYTERIAN SCHOOL LA PLAISANCE ROAD LA ROMAIN.	232	189	20	1	442	1,264
3770-02	BIEN VENUE PRESBYTERIAN SCHOOL LA PLAISANCE ROAD LA ROMAIN.	257	146	23	2	428	
3775-01	LA ROMAIN GOV'T PRIMARY SCHOOL CHURCH STREET LA ROMAIN	295	118	18	4	435	1,201
3775-02	LA ROMAIN GOV'T PRIMARY SCHOOL CHURCH STREET LA ROMAIN	302	84	12	1	399	
	TOTALS CARRIED FORWARD	4,482	591	413	25	5,511	7,527

## ELECTORAL DISTRICT OF OROPOUCHE

POLLING DIVISION	POLLING STATION	VOTES CAST FOR EACH CANDIDATE			REJECTED BALLOTS	VOTES CAST	ELECTORAL LIST
Number	Address	MOONILAL ROODAL U.N.C.	SEETARAM, KHEMCHAND P.N.M.	SUDAMA, TREVOR TEAM UNITY	Number at each Polling Station	Number at each Polling Station	Number of Names on List by Polling Division
	TOTALS BROUGHT FORWARD	4,482	591	413	25	5,511	7,527
3776	LA ROMAIN GOV'T PRIMARY SCHOOL CHURCH STREET LA ROMAIN	152	309	21	2	484	709
3780-01	ST BENEDICT'S COLLEGE SOUTHERN MAIN ROAD LA ROMAIN	216	193	25	1	435	1,329
3780-02	ST BENEDICT'S COLLEGE SOUTHERN MAIN ROAD LA ROMAIN	327	174	34	1	536	
*3781	ST BENEDICT'S COLLEGE SOUTHERN MAIN ROAD LA ROMAIN	373	249	45	2	669	709
3800-01	CANAAN PRESBYTERIAN SCHOOL SAN FERNANDO-SIPARIA-ERIN RD DUNCAN VILLAGE	292	95	37	4	428	1,321
3800-02	CANAAN PRESBYTERIAN SCHOOL SAN FERNANDO-SIPARIA-ERIN RD DUNCAN VILLAGE	374	62	44	2	482	
3805-01	HERMITAGE PRESBYTERIAN SCHOOL DUMFRIES ROAD HERMITAGE	360	22	29	2	413	1,096
	TOTALS CARRIED FORWARD	6,576	1,695	648	39	8,958	12,691

\* Polling Station where the ballots of Special Electors were intermixed (Rule 93, of the Election (Amendment) Rules, 1986).

## ELECTORAL DISTRICT OF OROPOUCHE

POLLING DIVISION	POLLING STATION	VOTES CAST FOR EACH CANDIDATE			REJECTED BALLOTS	VOTES CAST	ELECTORAL LIST
Number	Address	MOONILAL ROODAL U.N.C.	SEETARAM, KHEMCHAND P.N.M.	SUDAMA, TREVOR TEAM UNITY	Number at each Polling Station	Number at each Polling Station	Number of Names on List by Polling Division
	TOTALS BROUGHT FORWARD	6,576	1,695	648	39	8,958	12,691
3895-02	HERMITAGE PRESBYTERIAN SCHOOL DUMFRIES ROAD HERMITAGE	364	9	21	1	395	
3810-01	PICTON PRESBYTERIAN SCHOOL PAPOURIE ROAD PICTON	332	88	46	1	467	1,281
3810-02	PICTON PRESBYTERIAN SCHOOL PAPOURIE ROAD PICTON	320	74	42	1	437	
3815	PICTON PRESBYTERIAN SCHOOL PAPOURIE ROAD PICTON	136	9	74	2	221	322
3820-01	PICTON PRESBYTERIAN SCHOOL PAPOURIE ROAD PICTON	284	54	48	2	388	1,232
3820-02	PICTON PRESBYTERIAN SCHOOL PAPOURIE ROAD PICTON	383	50	38	5	476	
3825-01	FRIENDSHIP COMMUNITY CENTRE CIPERO ROAD FRIENDSHIP VILLAGE	419	57	27	4	507	1,599
	TOTALS CARRIED FORWARD	8,814	2,036	944	55	11,849	17,035

## ELECTORAL DISTRICT OF OROPOUCHE

POLLING DIVISION	POLLING STATION	VOTES CAST FOR EACH CANDIDATE			REJECTED BALLOTS	VOTES CAST	ELECTORAL LIST
Number	Address	MOONILAL ROODAL U.N.C.	SEETARAM, KJEMCHAND P.N.M.	SUDAMA, TREVOR TEAM UNITY	Number at each Polling Station	Number at each Polling Station	Number of Names on List by Polling Division
	TOTALS BROUGHT FORWARD	8,814	2,036	944	55	11,849	17,035
3825-02	FRIENDSHIP COMMUNITY CENTRE CIPERO ROAD FRIENDSHIP VILLAGE	500	57	26	1	584	
4205	SAN FRANCISQUE PRESBYTERIAN SCHOOL LA FORTUNE PLUCK ROAD TIMITAL	314	1	32	0	347	436
4210-01	SAN FRANCISQUE PRESBYTERIAN SCHOOL LA FORTUNE PLUCK ROAD TIMITAL	374	8	33	3	418	1,037
4210-02	SAN FRANCISQUE PRESBYTERIAN SCHOOL LA FORTUNE PLUCK ROAD TIMITAL	339	3	26	1	369	
4215-01	SUCHIT TRACE HINDU SCHOOL SUCHIT TRACE PENAL	355	1	39	5	400	985
4215-02	SUCHIT TRACE HINDU SCHOOL SUCHIT TRACE PENAL	354	1	20	2	377	
4220-01	PENAL GOVERNMENT PRIMARY SCHOOL SAN FERNANDO-SIPARIA-ERIN ROAD PENAL	309	2	24	1	336	883
	TOTALS CARRIED FORWARD	11,359	2,109	1,144	68	14,680	20,376



## ELECTORAL DISTRICT OF OROPOUCHE

POLLING DIVISION	POLLING STATION	VOTES CAST FOR EACH CANDIDATE			REJECTED BALLOTS	VOTES CAST	ELECTORAL LIST
Number	Address	MOONILAL ROODAL U.N.C.	SEETARAM, KHEMCHAND P.N.M.	SUDAMA, TREVOR TEAM UNITY	Number at each Polling Station	Number at each Polling Station	Number of Names on List by Polling Division
	TOTALS BROUGHT FORWARD	11,359	2,109	1,144	68	14,680	20,376
4228-02	PENAL GOVERNMENT PRIMARY SCHOOL SAN FERNANDO-SIPARIA-ERIN ROAD PENAL	317	0	19	0	336	
4225-01	PENAL PRESBYTERIAN SCHOOL SAN FERNANDO-SIPARIA-ERIN ROAD PENAL	275	10	35	1	321	885
4225-02	PENAL PRESBYTERIAN SCHOOL SAN FERNANDO-SIPARIA-ERIN ROAD PENAL	319	1	22	4	346	
4330	PENAL PRESBYTERIAN SCHOOL SAN FERNANDO-SIPARIA-ERIN ROAD PENAL	470	39	52	2	563	778
4335	TULSA TRACE HINDU SCHOOL TULSA BRANCH TRACE SAN FRANCIQUE	365	2	41	3	411	529
4340-01	TULSA TRACE HINDU SCHOOL TULSA BRANCH TRACE SAN FRANCIQUE	295	1	29	0	325	753
4340-02	TULSA TRACE HINDU SCHOOL TULSA BRANCH TRACE SAN FRANCIQUE	301	1	12	0	314	
	TOTALS	13,701	2,163	1,354	78	17,296	23,321

I hereby certify that the foregoing is a Statement of the Poll showing the number of votes cast for each Candidate, and do on this 11th day of December, 2001  
declare ROODAL MOONILAL elected.

SHAHEED MOHAMMED  
Returning Officer  
Electoral District of OROPOUCHE

## ELECTORAL DISTRICT OF ORTOIRE/MAYARO

POLLING DIVISION	POLLING STATION	VOTES CAST FOR EACH CANDIDATE			REJECTED BALLOTS	VOTES CAST	ELECTORAL LIST
Number	Address	GRANGER EDWIN TEAM UNITY	KHAN FRANKLIN A. P.N.M.	PETERS WINSTON U.N.C.	Number at each Polling Station	Number at each Polling Station	Number of Names on List by Polling Division
2420	ORTOIRE R.C. PRIMARY SCHOOL ST JOSEPH VILLAGE ORTOIRE MAYARO	3	163	137	2	305	411
2425	NARIVA/MAYARO CIVIC CENTRE PLAISANCE VILLAGE MAYARO	1	272	250	0	523	734
2430-01	MAYARO GOVERNMENT SCHOOL PLAISANCE VILLAGE MAYARO	0	267	91	1	359	857
2430-02	MAYARO GOVERNMENT SCHOOL PLAISANCE VILLAGE MAYARO	3	151	68	0	222	
2435-01	MAYARO COMPOSITE SCHOOL MAYARO GUAYAGUAYARE ROAD MAYARO	1	168	112	4	285	765
2435-02	MAYARO COMPOSITE SCHOOL MAYARO GUAYAGUAYARE ROAD MAYARO	0	139	107	1	247	
2440	ST. THOMAS R.C. PRIMARY SCHOOL MAYARO GUAYAGUAYARE ROAD RADIX VILLAGE MAYARO	1	199	164	3	367	540
	TOTALS CARRIED FORWARD	9	1,359	929	11	2,308	3,307

Elections to the House of Representatives, 2001  
ELECTORAL DISTRICT OF ORTOIRE/MAYARO

POLLING DIVISION	POLLING STATION	VOTES CAST FOR EACH CANDIDATE			REJECTED BALLOTS	VOTES CAST	ELECTORAL LIST
Number	Address	GRANGER EDWIN TEAM UNITY	KHAN FRANKLIN A. P.N.M.	PETERS WINSTON U.N.C.	Number at each Polling Station	Number at each Polling Station	Number of Names on List by Polling Division
	TOTALS BROUGHT FORWARD	9	1,359	929	11	2,308	3,307
2450-01	ST. THOMAS R.C. PRIMARY SCHOOL MAYARO GUAYAGUAYARE ROAD RADIX VILLAGE MAYARO	3	317	113	3	436	1,112
2450-02	ST. THOMAS R.C. PRIMARY SCHOOL MAYARO GUAYAGUAYARE ROAD RADIX VILLAGE MAYARO	2	226	140	5	373	
2455-01	GUAYAGUAYARE R.C. PRIMARY SCHOOL WARRICK STREET, LA SAVANNE VILLAGE GUAYAGUAYARE	2	255	84	2	343	948
2455-02	GUAYAGUAYARE R.C. PRIMARY SCHOOL WARRICK STREET, LA SAVANNE VILLAGE GUAYAGUAYARE	2	238	113	4	357	
2500	MAFEKING GOVERNMENT PRIMARY SCHOOL NAPARIMA MAYARO ROAD MAFEKING	0	95	158	3	256	340
2501	GUAYAGUAYARE COMMUNITY CENTRE FERRIER CIRCULAR ROAD GUAYAGUAYARE	0	193	15	1	209	309
2505-01	GUAYAGUAYARE COMMUNITY CENTRE FERRIER CIRCULAR ROAD GUAYAGUAYARE	3	191	73	2	269	439
	TOTALS CARRIED FORWARD	21	2,874	1,625	31	4,551	6,455

## Elections to the House of Representatives, 2001

## ELECTORAL DISTRICT OF ORTOIRE/MAYARO

POLLING DIVISION	POLLING STATION	VOTES CAST FOR EACH CANDIDATE			REJECTED BALLOTS	VOTES CAST	ELECTORAL LIST
Number	Address	GRANGER EDWIN TEAM UNITY	KHAN FRANKLIN A. P.N.M.	PETERS WINSTON U.N.C.	Number at each Polling Station	Number at each Polling Station	Number of Names on List by Polling Division
	TOTALS BROUGHT FORWARD	21	2,874	1,625	31	4,551	6,455
*2505-02	MORA VALLEY SECTION OFFICE CARONI (1975) LTD JMM GUAY'RE RD RIO CLARO	6	317	163	0	486	
2515	GUAYAGUAYARE COMMUNITY CENTRE FERRIER CIRCULAR ROAD GUAYAGUAYARE	0	37	22	1	60	95
2560	RIO CLARO COLLEGE NAPARIMA MAYARO ROAD RIO CLARO	2	115	297	2	416	554
2570-01	RIO CLARO HIGH SCHOOL NAPARIMA MAYARO ROAD RIO CLARO	2	142	154	1	299	790
2570-02	RIO CLARO HIGH SCHOOL NAPARIMA MAYARO ROAD RIO CLARO	1	118	153	2	274	
2575	RIO CLARO HIGH SCHOOL NAPARIMA MAYARO ROAD RIO CLARO	0	166	276	1	443	605
2576-01	ST. THERESE R.C. SCHOOL NAPARIMA MAYARO ROAD RIO CLARO	3	119	159	1	282	774
	TOTALS CARRIED FORWARD	35	3,888	2,849	39	6,811	9,273

\* Polling Station where the ballots of Special Electors were intermixed (Rule 93, of the Election (Amendment) Rules, 1986).

Elections to the House of Representatives, 2001  
ELECTORAL DISTRICT OF ORTOIRE/MAYARO

POLLING DIVISION	POLLING STATION	VOTES CAST FOR EACH CANDIDATE			REJECTED BALLOTS	VOTES CAST	ELECTORAL LIST
Number	Address	GRANGER EDWIN TEAM UNITY	KHAN FRANKLIN A. P.N.M.	PETERS WINSTON U.N.C.	Number at each Polling Station	Number at each Polling Station	Number of Names on List by Polling Division
	TOTALS BROUGHT FORWARD	35	3,888	2,849	39	6,811	9,273
2576-02	ST. THERESE R.C. SCHOOL NAPARIMA MAYARO ROAD RIO CLARO	1	84	217	1	303	
2580-01	MUSLIM LEAGUE SCHOOL (T.M.L.) LIBERTVILLE RIO CLARO	1	129	189	0	319	923
2580-02	MUSLIM LEAGUE SCHOOL (T.M.L.) LIBERTVILLE RIO CLARO	5	70	280	0	355	
2585	POOLE RIVER PRESBYTERIAN SCHOOL NAPARIMA MAYARO ROAD FONROSE VILLAGE POOLE	8	59	398	4	469	570
2595	POOLE R.C. SCHOOL NAPARIMA MAYARO ROAD POOLE	4	61	262	3	330	435
2600-01	RIO CLARO (APS) VEDIC SCHOOL 28 1/4MM TABAQUITE- RIO CLARO RD RIO CLARO	0	132	190	1	323	1,010
2600-02	RIO CLARO (APS) VEDIC SCHOOL 28 1/4MM TABAQUITE- RIO CLARO RD RIO CLARO	1	117	332	1	451	
	TOTALS CARRIED FORWARD	55	4,540	4,717	49	9,361	12,211

## ELECTORAL DISTRICT OF ORTOIRE/MAYARO

POLLING DIVISION	POLLING STATION	VOTES CAST FOR EACH CANDIDATE			REJECTED BALLOTS	VOTES CAST	ELECTORAL LIST
Number	Address	GRANGER EDWIN TEAM UNITY	KHAN FRANKLIN A. P.N.M.	PETERS WINSTON U.N.C.	Number at each Polling Station	Number at each Polling Station	Number of Names on List by Polling Division
	TOTALS BROUGHT FORWARD	55	4,540	4,717	49	9,361	12,211
2605	ST. THERESE R.C. SCHOOL NAPARIMA MAYARO ROAD RIO CLARO	8	194	352	11	565	746
2606	RIO CLARO HINDU S.D.M.S. SCHOOL GRANT STREET RIO CLARO	3	147	234	1	385	542
3425	ROBERT VILLAGE HINDU SCHOOL ROBERT VILLAGE TRACE NORTH TABLELAND	2	39	207	3	251	327
3430	ST MARY'S GOVERNMENT SCHOOL MORUGA ROAD ST MARY'S VILLAGE	3	332	239	14	588	771
3435	ROCK RIVER R.C. SCHOOL MORUGA ROAD ROCK RIVER VILLAGE	4	256	125	1	386	576
3440	ST AUGUSTINE R.C. SCHOOL MORUGA ROAD BASSETTERRE	17	415	54	1	487	664
3445	ST AUGUSTINE R.C. SCHOOL MORUGA ROAD BASSETTERRE	3	146	112	3	264	346
	TOTALS CARRIED FORWARD	95	6,069	6,040	83	12,287	16,183

Elections to the House of Representatives, 2001  
ELECTORAL DISTRICT OF ORTOIRE/MAYARO

POLLING DIVISION	POLLING STATION	VOTES CAST FOR EACH CANDIDATE			REJECTED BALLOTS	VOTES CAST	ELECTORAL LIST
Number	Address	GRANGER EDWIN TEAM UNITY	KHAN FRANKLIN A. P.N.M.	PETERS WINSTON U.N.C.	Number at each Polling Station	Number at each Polling Station	Number of Names on List by Polling Division
	TOTALS BROUGHT FORWARD	95	6,069	6,040	83	12,287	16,183
3450-01	HOLY TRINITY A.C SCHOOL MORUGA ROAD GRAN CHEMIN	2	166	118	1	287	795
3450-02	HOLY TRINITY A.C SCHOOL MORUGA ROAD GRAN CHEMIN	3	97	158	0	258	
3455	LA LUNE R.C SCHOOL LA LUNE ROAD LA LUNE VILLAGE	3	235	49	0	287	441
3460	MARAC BAPTIST SCHOOL MOREAU ROAD NO. 2 MARAC VILLAGE	2	375	43	2	422	609
3465	MORUGA COMPOSITE SCHOOL TOM PIERRE TRACE BASSETERRE	6	165	61	3	235	345
3470	MORUGA COMPOSITE SCHOOL TOM PIERRE TRACE BASSETERRE	3	275	31	2	311	453
3475	PENAL ROCK ROAD R.C. SCHOOL 8 MILE MARK PENAL ROCK ROAD PENAL	2	93	101	0	196	267
	TOTALS CARRIED FORWARD	116	7,475	6,601	91	14,283	19,893

## Elections to the House of Representatives, 2001

## ELECTORAL DISTRICT OF ORTOIRE/MAYARO

POLLING DIVISION	POLLING STATION	VOTES CAST FOR EACH CANDIDATE			REJECTED BALLOTS	VOTES CAST	ELECTORAL LIST
Number	Address	GRANGER EDWIN TEAM UNITY	KHAN FRANKLIN A. P.N.M.	PETERS WINSTON U.N.C.	Number at each Polling Station	Number at each Polling Station	Number of Names on List by Polling Division
	TOTALS BROUGHT FORWARD	116	7,475	6,601	91	14,283	19,093
3480-01	KANHAI PRESBYTERIAN SCHOOL KANHAI SOUTH TRACE BARRACKPORE	8	7	521	4	540	1,325
3480-02	KANHAI PRESBYTERIAN SCHOOL KANHAI SOUTH TRACE BARRACKPORE	3	17	543	0	563	
3485	ROCHARD DOUGLAS PRESBYTERIAN SCHOOL ROCHARD DOUGLAS ROAD BARRACKPORE	11	51	468	3	533	677
3500-01	ST MARY'S GOVERNMENT SCHOOL MORUGA ROAD ST MARY'S VILLAGE	4	179	139	0	322	794
3500-02	ST MARY'S GOVERNMENT SCHOOL MORUGA ROAD ST MARY'S VILLAGE	2	120	202	6	330	
3505	HINDUSTAN BAPTIST WILLIAM WEBB MEMORIAL PRIMARY SCHOOL, HINDUSTAN ESTATE RIAD, NEW GRANT	4	104	408	1	517	639
3510	NIPAL PRESBYTERIAN SCHOOL POORAN ROAD, GEORGE VILLAGE TABLELAND	4	33	402	8	447	566
	TOTALS CARRIED FORWARD	152	7,986	9,284	113	17,535	23,094



Elections to the House of Representatives, 2001  
ELECTORAL DISTRICT OF ORTOIRE/MAYARO

POLLING DIVISION	POLLING STATION	VOTES CAST FOR EACH CANDIDATE			REJECTED BALLOTS	VOTES CAST	ELECTORAL LIST
Number	Address	GRANGER EDWIN TEAM UNITY	KHAN FRANKLIN A. P.N.M.	PETERS WINSTON U.N.C.	Number at each Polling Station	Number at each Polling Station	Number of Names on List by Polling Division
	TOTALS BROUGHT FORWARD	152	7,986	9,284	113	17,535	23,094
3515-01	ELSWICK PRESBYTERIAN SCHOOL NAPARIMA-MAYARO ROAD TABLELAND	2	106	261	2	371	943
3515-02	ELSWICK PRESBYTERIAN SCHOOL NAPARIMA-MAYARO ROAD TABLELAND	3	51	283	0	337	
3530-01	NORTH TRACE GOVERNMENT SCHOOL NORTH TRACE NEW GRANT	4	341	129	0	474	1,346
3530-02	NORTH TRACE GOVERNMENT SCHOOL NORTH TRACE NEW GRANT	6	308	203	3	520	
3545-01	FIFTH COMPANY BAPTIST SCHOOL MORUGA ROAD INDIAN WALK VGE MORUGA	5	351	37	0	393	1,112
3545-02	FIFTH COMPANY BAPTIST SCHOOL MORUGA ROAD INDIAN WALK VGE MORUGA	2	290	55	5	352	
	TOTALS	174	9,433	10,252	123	19,982	26,495

I hereby certify that the foregoing is a Statement of the Poll showing the number of votes cast for each Candidate, and do on this 11th day of December, 2001  
declare WINSTON PETERS elected.

DAVID GENE  
Returning Officer  
Electoral District of ORTOIRE/MAYARO

## Elections to the House of Representatives, 2001

## ELECTORAL DISTRICT OF POINT FORTIN

POLLING DIVISION	POLLING STATION	VOTES CAST FOR EACH CANDIDATE			REJECTED BALLOTS	VOTES CAST	ELECTORAL LIST
Number	Address	ACHONG LAWRENCE P.N.M.	AMOROSO MURIEL H. TEAM UNITY	LASSE VINCENT D. U.N.C.	Number at each Polling Station	Number at each Polling Station	Number of Names on List by Polling Division
4580	ERIN R.C. SCHOOL SIPARIA ERIN ROAD ERIN	247	9	147	3	406	639
4585	BUENOS AYRES GOV'T SCHOOL ERIN ROAD BUENOS AYRES	161	8	72	2	243	392
4590	CAP-DE-VILLE GOVERNMENT SCHOOL ERIN ROAD CAP-DE-VILLE	28	2	62	0	92	130
4591-01	CAP-DE-VILLE GOVERNMENT SCHOOL ERIN ROAD CAP-DE-VILLE	168	2	86	0	256	868
4591-02	CAP-DE-VILLE GOVERNMENT SCHOOL ERIN ROAD CAP-DE-VILLE	172	7	119	4	302	
4592	MOTOR VEHICLE INSPECTION STATION CAP-DE-VILLE ROAD SEAVIEW	262	4	132	0	398	623
4680	GUAPO GOVERNMENT PRIMARY SCHOOL SOUTHERN MAIN ROAD GUAPO	300	1	50	3	354	516
	TOTALS CARRIED FORWARD	1,338	33	668	12	2,051	3,168

## Elections to the House of Representatives, 2001

## ELECTORAL DISTRICT OF POINT FORTIN

POLLING DIVISION	POLLING STATION	VOTES CAST FOR EACH CANDIDATE			REJECTED BALLOTS	VOTES CAST	ELECTORAL LIST
Number	Address	ACHONG LAWRENCE P.N.M.	AMOROSO MURIEL H. TEAM UNITY	LASSE VINCENT D. U.N.C.	Number at each Polling Station	Number at each Polling Station	Number of Names on List by Polling Division
	TOTALS BROUGHT FORWARD	1,338	33	668	12	2,051	3,168
4685	GUAPO COMMUNITY CENTRE SOUTHERN MAIN ROAD GONZALES, GUAPO	339	8	56	8	411	640
4690	GUAPO COMMUNITY CENTRE SOUTHERN MAIN ROAD GONZALES, GUAPO	193	3	18	5	219	340
4695	GUAPO GOVERNMENT PRIMARY SCHOOL SOUTHERN MAIN ROAD GUAPO	192	1	33	0	226	328
4696-01	GUAPO GOVERNMENT PRIMARY SCHOOL SOUTHERN MAIN ROAD GUAPO	242	6	36	0	284	912
4696-02	GUAPO GOVERNMENT PRIMARY SCHOOL SOUTHERN MAIN ROAD GUAPO	249	5	57	0	311	
4700	PT FORTIN SENIOR SECONDARY SCHOOL MAIN ROAD POINT FORTIN	200	1	36	2	239	365
4705-01	PT FORTIN SENIOR SECONDARY SCHOOL MAIN ROAD POINT FORTIN	234	4	54	1	293	833
	TOTALS CARRIED FORWARD	2,987	61	958	28	4,034	6,586

## ELECTORAL DISTRICT OF POINT FORTIN

POLLING DIVISION	POLLING STATION	VOTES CAST FOR EACH CANDIDATE			REJECTED BALLOTS	VOTES CAST	ELECTORAL LIST
Number	Address	ACHONG LAWRENCE P.N.M.	AMOROSO MURIEL H. TEAM UNITY	LASSE VINCENT D. U.N.C.	Number at each Polling Station	Number at each Polling Station	Number of Names on List by Polling Division
	TOTALS BROUGHT FORWARD	2,987	61	958	28	4,034	6,586
4705-02	PT FORTIN SENIOR SECONDARY SCHOOL MAIN ROAD POINT FORTIN	178	1	67	0	246	
4706	EGYPT GOVERNMENT SCHOOL MAIN ROAD EGYPT VILLAGE	168	2	53	1	224	327
*4710	ST. MARK'S HALL TECHIER ROAD POINT FORTIN	426	8	144	3	581	298
4715	TECHIER COMMUNITY CENTRE EASTERN AVENUE TECHIER	214	2	19	1	236	331
4720	TECHIER COMMUNITY CENTRE EASTERN AVENUE TECHIER	288	0	37	1	326	469
4725	POINT FORTIN CIVIC CENTRE GEORGE ROAD MAHAICA	185	6	31	0	222	314
4730	PT FORTIN R.C. SCHOOL MODESTE ROAD, MAHAICA POINT FORTIN.	161	1	35	1	198	282
	TOTALS CARRIED FORWARD	4,607	81	1,344	35	6,067	8,607

\* Polling Station where the ballots of Special Electors were intermixed (Rule 93, of the Election (Amendment) Rules, 1986).

Elections to the House of Representatives, 2001  
ELECTORAL DISTRICT OF POINT FORTIN

POLLING DIVISION	POLLING STATION	VOTES CAST FOR EACH CANDIDATE			REJECTED BALLOTS	VOTES CAST	ELECTORAL LIST
Number	Address	ACHONG LAWRENCE P.N.M.	AMOROSO MURIEL H. TEAM UNITY	LASSE VINCENT D. U.N.C.	Number at each Polling Station	Number at each Polling Station	Number of Names on List by Polling Division
	TOTALS BROUGHT FORWARD	4,607	81	1,344	35	6,067	8,607
4735	POINT FORTIN VOCATIONAL SCHOOL VOLUNTEER ROAD POINT FORTIN	183	6	60	0	249	374
4740	POINT FORTIN VOCATIONAL SCHOOL VOLUNTEER ROAD POINT FORTIN	71	4	45	0	120	189
4745	POINT FORTIN A.S.J.A. SCHOOL BRYCE ROAD POINT FORTIN	85	0	25	0	110	166
4750	POINT FORTIN A.S.J.A. SCHOOL BRYCE ROAD POINT FORTIN	305	10	81	1	397	580
4755-01	POINT FORTIN JUNIOR SEC SCHOOL REID ROAD POINT FORTIN	232	4	78	1	315	1,005
4755-02	POINT FORTIN JUNIOR SEC SCHOOL REID ROAD POINT FORTIN	199	6	112	1	318	
4756	POINT FORTIN JUNIOR SEC SCHOOL REID ROAD POINT FORTIN	97	1	52	0	150	239
	TOTALS CARRIED FORWARD	5,779	112	1,797	38	7,726	11,160

## ELECTORAL DISTRICT OF POINT FORTIN

POLLING DIVISION	POLLING STATION	VOTES CAST FOR EACH CANDIDATE			REJECTED BALLOTS	VOTES CAST	ELECTORAL LIST
Number	Address	ACHONG LAWRENCE P.N.M.	AMOROSO MURIEL H. TEAM UNITY	LASSE VINCENT D. U.N.C.	Number at each Polling Station	Number at each Polling Station	Number of Names on List by Polling Division
	TOTALS BROUGHT FORWARD	5,779	112	1,797	38	7,726	11,160
4760-01	EGYPT GOVERNMENT SCHOOL MAIN ROAD EGYPT VILLAGE	214	5	48	0	267	806
4760-02	EGYPT GOVERNMENT SCHOOL MAIN ROAD EGYPT VILLAGE	177	5	54	1	237	
4765-01	POINT FORTIN JUNIOR SEC SCHOOL REID ROAD POINT FORTIN	334	4	86	1	425	1,741
4765-02	POINT FORTIN JUNIOR SEC SCHOOL REID ROAD POINT FORTIN	244	5	71	1	321	
4765-03	POINT FORTIN JUNIOR SEC SCHOOL REID ROAD POINT FORTIN	251	1	95	1	348	
4770	FANNY VILLAGE GOVERNMENT SCHOOL DAM ROAD FANNY VILLAGE, POINT FORTIN	182	5	79	0	266	449
4775-01	FANNY VILLAGE GOVERNMENT SCHOOL DAM ROAD FANNY VILLAGE, POINT FORTIN	206	3	78	4	291	910
	TOTALS CARRIED FORWARD	7,387	140	2,308	46	9,881	15,066

## Elections to the House of Representatives, 2001

## ELECTORAL DISTRICT OF POINT FORTIN

POLLING DIVISION	POLLING STATION	VOTES CAST FOR EACH CANDIDATE			REJECTED BALLOTS	VOTES CAST	ELECTORAL LIST
Number	Address	ACHONG LAWRENCE P.N.M.	AMOROSO MURIEL H. TEAM UNITY	LASSE VINCENT D. U.N.C.	Number at each Polling Station	Number at each Polling Station	Number of Names on List by Polling Division
	TOTALS BROUGHT FORWARD	7,387	140	2,308	46	9,881	15,066
4775-02	FANNY VILLAGE GOVERNMENT SCHOOL DAM ROAD FANNY VILLAGE, POINT FORTIN	132	2	172	2	308	
4780-01	FANNY VILLAGE GOVERNMENT SCHOOL DAM ROAD FANNY VILLAGE, POINT FORTIN	192	9	40	1	242	830
4780-02	FANNY VILLAGE GOVERNMENT SCHOOL DAM ROAD FANNY VILLAGE, POINT FORTIN	208	11	103	2	324	
4781	FANNY VILLAGE GOVERNMENT SCHOOL DAM ROAD FANNY VILLAGE, POINT FORTIN	131	2	63	0	196	317
4785	CAP-DE-VILLE GOVERNMENT SCHOOL ERIN ROAD CAP-DE-VILLE	187	13	145	0	345	496
4790-01	CAP-DE-VILLE GOVERNMENT SCHOOL ERIN ROAD CAP-DE-VILLE	225	7	159	1	392	1,354
4790-02	CAP-DE-VILLE GOVERNMENT SCHOOL ERIN ROAD CAP-DE-VILLE	237	8	230	0	475	
	TOTALS CARRIED FORWARD	8,699	192	3,220	52	12,163	18,063

## Elections to the House of Representatives, 2001

## ELECTORAL DISTRICT OF POINT FORTIN

POLLING DIVISION	POLLING STATION	VOTES CAST FOR EACH CANDIDATE			REJECTED BALLOTS	VOTES CAST	ELECTORAL LIST
Number	Address	ACHONG LAWRENCE P.N.M.	AMOROSO MURIEL H. TEAM UNITY	LASSE VINCENT D. U.N.C.	Number at each Polling Station	Number at each Polling Station	Number of Names on List by Polling Division
	TOTALS BROUGHT FORWARD	8,699	192	3,220	52	12,163	18,063
4795	CHATHAM GOVERNMENT SCHOOL CHATHAM ROAD CHATHAM	77	5	220	0	302	400
4800	CHATHAM GOVERNMENT SCHOOL CHATHAM ROAD CHATHAM	165	9	152	1	327	461
4805	SOUTHERN CENTRAL A.C. SCHOOL SOUTHERN MAIN ROAD COROMANDEL	12	5	425	2	444	552
4810-01	GRANVILLE R.C. SCHOOL SYFOO TRACE GRANVILLE	19	4	391	2	416	1,001
4810-02	GRANVILLE R.C. SCHOOL SYFOO TRACE GRANVILLE	6	5	373	0	384	
4815	CEDROS A.C. SCHOOL SOUTHERN MAIN ROAD BONASSE VILLAGE	189	3	396	3	591	762
	TOTALS CARRIED FORWARD	9,167	223	5,177	60	14,627	21,239



## Elections to the House of Representatives, 2001

## ELECTORAL DISTRICT OF POINT FORTIN

150

POLLING DIVISION	POLLING STATION	VOTES CAST FOR EACH CANDIDATE			REJECTED BALLOTS	VOTES CAST	ELECTORAL LIST
Number	Address	ACHONG LAWRENCE P.N.M.	AMOROSO MURIEL H. TEAM UNITY	LASSE VINCENT D. U.N.C.	Number at each Polling Station	Number at each Polling Station	Number of Names on List by Polling Division
	TOTALS BOUGHT FORWARD	9,167	223	5,177	60	14,627	21,239
4820	CEDROS A.C. SCHOOL SOUTHERN MAIN ROAD BONASSE VILLAGE	40	5	215	0	260	338
4825	CEDROS GOVERNMENT SCHOOL BONASSE VILLAGE CEDROS	84	2	356	2	444	540
4830	LOCHMABEN R.C. SCHOOL PERSEVERANCE ROAD FULLERTON VILLAGE, CEDROS	107	2	301	3	413	534
4835	LOCHMABEN R.C. SCHOOL PERSEVERANCE ROAD FULLERTON VILLAGE, CEDROS	15	1	134	1	151	182
4840	ICACOS GOVERNMENT SCHOOL ICACOS MAIN ROAD ICACOS VILLAGE	79	1	348	0	428	574
	TOTALS	9,492	234	6,531	66	16,323	23,407

I hereby certify that the foregoing is a Statement of the Poll showing the number of votes cast for each Candidate, and do on this 11th day of December, 2001  
declare LAWRENCE ACHONG elected.

CLYDE PAUL  
Returning Officer  
Electoral District of POINT FORTIN

## ELECTORAL DISTRICT OF POINTE-A-PIERRE

POLLING DIVISION	POLLING STATION	VOTES CAST FOR EACH CANDIDATE			REJECTED BALLOTS	VOTES CAST	ELECTORAL LIST
Number	Address	KHAN FARAD P.N.M.	LUCKY GILLIAN U.N.C.	PERSAD UNANAN TEAM UNITY	Number at each Polling Station	Number at each Polling Station	Number of Names on List by Polling Division
3220-01	CLAXTON BAY JUNIOR A.C. SCHOOL CEDAR HILL ROAD CLAXTON BAY	101	193	12	6	312	821
3220-02	CLAXTON BAY JUNIOR A.C. SCHOOL CEDAR HILL ROAD CLAXTON BAY	78	159	8	1	246	
3230-01	CLAXTON BAY SENIOR A.C. SCHOOL SCHOOL STREET CLAXTON BAY	232	259	7	2	500	1,478
3230-02	CLAXTON BAY SENIOR A.C. SCHOOL SCHOOL STREET CLAXTON BAY	151	342	7	1	501	
3235-01	CLAXTON BAY SENIOR A.C. SCHOOL SCHOOL STREET CLAXTON BAY	96	190	7	11	304	906
3235-02	CLAXTON BAY SENIOR A.C. SCHOOL SCHOOL STREET CLAXTON BAY	85	253	14	17	369	
3285-01	MACAULAY GOVERNMENT SCHOOL HERMITAGE ROAD HERMITAGE VILLAGE, CLAXTON BAY	69	403	12	0	484	866
	TOTALS CARRIED FORWARD	812	1,799	67	38	2,716	4,071

Elections to the House of Representatives, 2001  
ELECTORAL DISTRICT OF POINTE-A-PIERRE

POLLING DIVISION	POLLING STATION	VOTES CAST FOR EACH CANDIDATE			REJECTED BALLOTS	VOTES CAST	ELECTORAL LIST
Number	Address	KHAN FARAD P.N.M.	LUCKY GILLIAN U.N.C.	PERSAD UNANAN TEAM UNITY	Number at each Polling Station	Number at each Polling Station	Number of Names on List by Polling Division
	TOTALS BROUGHT FORWARD	812	1,799	67	38	2,716	4,071
3285-02	CARATAL R.C. SCHOOL GASPARILLO CARATAL ROAD CARATAL	80	90	1	0	171	
3290	CARATAL #2 COMMUNITY CENTRE GASPARILLO CARATAL ROAD CARATAL	349	91	6	5	451	667
3295	UNION PRESBYTERIAN SCHOOL HERMITAGE ROAD CLAXTON BAY	38	456	5	1	500	668
3296-01	UNION PRESBYTERIAN SCHOOL HERMITAGE ROAD CLAXTON BAY	118	150	9	1	278	837
3296-02	UNION PRESBYTERIAN SCHOOL HERMITAGE ROAD CLAXTON BAY	82	315	1	2	400	
3300-01	MACAULAY GOVERNMENT SCHOOL HERMITAGE ROAD, HERMITAGE V'GE CLAXTON BAY	30	306	5	1	342	873
3300-02	MACAULAY GOVERNMENT SCHOOL HERMITAGE ROAD, HERMITAGE V'GE CLAXTON BAY	19	335	2	0	356	
	TOTALS CARRIED FORWARD	1,528	3,542	96	48	5,214	7,116

## Elections to the House of Representatives, 2001

## ELECTORAL DISTRICT OF POINTE-A-PIERRE

POLLING DIVISION	POLLING STATION	VOTES CAST FOR EACH CANDIDATE			REJECTED BALLOTS	VOTES CAST	ELECTORAL LIST
Number	Address	KHAN FARAD P.N.M.	LUCKY GILLIAN U.N.C.	PERSAD UNANAN TEAM UNITY	Number at each Polling Station	Number at each Polling Station	Number of Names on List by Polling Division
	TOTALS BROUGHT FORWARD	1,528	3,542	96	48	5,214	7,116
3305-01	UNION/CLAXTON BAY SNR COMP SCHOOL SOUTHERN MAIN ROAD ST MARGARET'S VGE C/BAY	199	78	0	1	278	880
3305-02	UNION/CLAXTON BAY SNR COMP SCHOOL SOUTHERN MAIN ROAD ST MARGARET'S VGE C/BAY	108	137	5	4	254	
3310-01	ST MARGARET'S COMMUNITY CENTRE HERMITAGE ROAD ST MARGARET'S ROAD	215	196	14	2	427	1,162
3310-02	ST MARGARET'S COMMUNITY CENTRE HERMITAGE ROAD ST MARGARET'S ROAD	186	230	4	5	425	
3315	ST MARGARET'S GOVERNMENT SCHOOL ST MARGARET'S OLD ROAD CLAXTON BAY	175	262	5	0	442	670
*3320	ST PETERS R.C. CHURCH ANNEXE SOUTHERN MAIN ROAD POINTE-A-PIERRE	237	106	8	0	351	65
3325	POINTE-A-PIERRE GOVT SPECIAL SCHOOL CASUARINA DRIVE	54	48	3	0	105	169
merged	PETROTRIN, POINTE-A-PIERRE						
3330	POINTE-A-PIERRE GOVT SPECIAL SCHOOL CASUARINA DRIVE PETROTRIN, POINTE-A-PIERRE	54	50	8	1	113	172
	TOTALS CARRIED FORWARD	2,756	4,649	143	61	7,609	10,234

\* Polling Station where the ballots of Special Electors were intermixed (Rule 93, of the Election (Amendment) Rules, 1986).

Elections to the House of Representatives, 2001  
ELECTORAL DISTRICT OF POINTE-A-PIERRE

POLLING DIVISION	POLLING STATION	VOTES CAST FOR EACH CANDIDATE			REJECTED BALLOTS	VOTES CAST	ELECTORAL LIST
Number	Address	KHAN FARAD P.N.M.	LUCKY GILLIAN U.N.C.	PERSAD UNANAN TEAM UNITY	Number at each Polling Station	Number at each Polling Station	Number of Names on List by Polling Division
	TOTALS BROUGHT FORWARD	2,756	4,649	143	61	7,609	10,234
3331-01	PLAISANCE REGIONAL COMPLEX LONG CIRCULAR RD. PLAISANCE PK. POINTE-A-PIERRE	284	48	2	3	337	924
3331-02	PLAISANCE REGIONAL COMPLEX LONG CIRCULAR RD. PLAISANCE PK. POINTE-A-PIERRE	257	48	3	2	310	
3335-01	GASPARILLO HINDU SCHOOL RAMSAWAK MAHARAJ TRACE GASPARILLO	220	118	11	2	351	1,082
3335-02	GASPARILLO HINDU SCHOOL RAMSAWAK MAHARAJ TRACE GASPARILLO	175	203	8	1	387	
3340	VOS GOVERNMENT SCHOOL CHARLES STREET SOUTH GASPARILLO	104	271	7	6	388	497
3341	VOS GOVERNMENT SCHOOL CHARLES STREET SOUTH GASPARILLO	111	341	6	4	462	597
3345	VOS GOVERNMENT SCHOOL CHARLES STREET SOUTH GASPARILLO	92	343	4	1	440	586
	TOTALS CARRIED FORWARD	3,999	6,021	184	80	10,284	13,920

## Elections to the House of Representatives, 2001

## ELECTORAL DISTRICT OF POINTE-A-PIERRE

POLLING DIVISION	POLLING STATION	VOTES CAST FOR EACH CANDIDATE			REJECTED BALLOTS	VOTES CAST	ELECTORAL LIST
Number	Address	KHAN FARAD P.N.M.	LUCKY GILLIAN U.N.C.	PERSAD UNANAN TEAM UNITY	Number at each Polling Station	Number at each Polling Station	Number of Names on List by Polling Division
	TOTALS BROUGHT FORWARD	3,999	6,021	184	80	10,284	13,920
3366	REFORM COMMUNITY CENTRE GUARACARA-TABAQUITE ROAD REFORM VILLAGE	36	466	18	5	525	677
3367	REFORM PRESBYTERIAN SCHOOL GUARACARA-TABAQUITE ROAD REFORM VILLAGE	18	215	3	0	236	313
3370	REFORM HINDU SCHOOL GUARACARA-TABAQUITE ROAD REFORM VILLAGE	11	227	5	0	243	328
3950	PALMYRA (S.D.M.S.) HINDU SCHOOL NAPARIMA-MAYARO ROAD PALMYRA VILLAGE	55	358	8	1	422	628
3955-01	HARMONY HALL PRESBYTERIAN SCHOOL UNION ROAD MARABELLA	197	233	10	3	443	1,297
3955-02	HARMONY HALL PRESBYTERIAN SCHOOL UNION ROAD MARABELLA	131	299	14	9	453	
3960-01	HARMONY HALL PRESBYTERIAN SCHOOL UNION ROAD MARABELLA	260	80	8	1	349	1,150
	TOTALS CARRIED FORWARD	4,707	7,899	250	99	12,955	18,313

Elections to the House of Representatives, 2001  
ELECTORAL DISTRICT OF POINTE-A-PIERRE

POLLING DIVISION	POLLING STATION	VOTES CAST FOR EACH CANDIDATE			REJECTED BALLOTS	VOTES CAST	ELECTORAL LIST
Number	Address	KHAN FARAD P.N.M.	LUCKY GILLIAN U.N.C.	PERSAD UNANAN TEAM UNITY	Number at each Polling Station	Number at each Polling Station	Number of Names on List by Polling Division
	TOTALS BROUGHT FORWARD	4,707	7,899	250	99	12,955	18,313
3966-02	HARMONY HALL PRESBYTERIAN SCHOOL UNION ROAD MARABELLA	233	154	2	5	394	
3961	MARABELLA UNITED FRIENDLY SOCIETY HALL 4 PREVATT STREET MARABELLA	154	141	2	3	300	470
3962-01	MARABELLA COMMUNITY CENTRE MARKET STREET MARABELLA	150	116	5	0	271	835
3962-02	MARABELLA COMMUNITY CENTRE MARKET STREET MARABELLA	111	145	5	0	261	
3965	HARMONY HALL PRESBYTERIAN SCHOOL UNION ROAD MARABELLA	195	81	4	1	281	518
3970	MARABELLA UNITED FRIENDLY SOCIETY HALL 4 PREVATT STREET MARABELLA	207	139	4	2	352	613
3971-01	MARABELLA EVANGELICAL CHURCH ANNEXE 63, BATTOO STREET MARABELLA	239	113	4	1	357	1,136
	TOTALS CARRIED FORWARD	5,996	8,788	276	111	15,171	21,885

## Elections to the House of Representatives, 2001

## ELECTORAL DISTRICT OF POINTE-A-PIERRE

POLLING DIVISION	POLLING STATION	VOTES CAST FOR EACH CANDIDATE			REJECTED BALLOTS	VOTES CAST	ELECTORAL LIST
Number	Address	KHAN FARAD P.N.M.	LUCKY GILLIAN U.N.C.	PERSAD UNANAN TEAM UNITY	Number at each Polling Station	Number at each Polling Station	Number of Names on List by Polling Division
	TOTALS BROUGHT FORWARD	5,996	8,788	276	111	15,171	21,885
3971-02	MARABELLA EVANGELICAL CHURCH ANNEXE 63, BATTOO STREET MARABELLA.	198	139	4	3	344	
3980-01	MARABELLA GOVERNMENT PRIMARY SCHOOL FAHEY AVENUE, UNION PARK EAST MARABELLA	127	155	8	0	290	963
3980-02	MARABELLA GOVERNMENT PRIMARY SCHOOL FAHEY AVENUE, UNION PARK EAST MARABELLA	83	241	13	1	338	
3985-01	MARABELLA GOVERNMENT PRIMARY SCHOOL FAHEY AVENUE UNION PARK EAST, MARABELLA	116	256	10	2	384	1,153
3985-02	MARABELLA GOVERNMENT PRIMARY SCHOOL FAHEY AVENUE UNION PARK EAST, MARABELLA	90	283	15	1	389	
3987-01	SAN FERNANDO TECHNICAL INSTITUTE TAROUBA LINK ROAD SAN FERNANDO	25	563	18	0	606	765
	TOTALS	6,635	10,425	344	118	17,522	24,766

I hereby certify that the foregoing is a Statement of the Poll showing the number of votes cast for each Candidate, and do on this 11th day of December, 2001 declare GILLIAN LUCKY elected.

JOSHUA SAMM  
Returning Officer  
Electoral District of POINTE-A-PIERRE



## Elections to the House of Representatives, 2001

## ELECTORAL DISTRICT OF PORT OF SPAIN NORTH / ST ANNS WEST

POLLING DIVISION	POLLING STATION	VOTES CAST FOR EACH CANDIDATE			REJECTED BALLOTS	VOTES CAST	ELECTORAL LIST
Number	Address	AWAL, ELIZABETH U.N.C.	FERREIRA WAYNE A. N.A.R.	RAHAEL JOHN P.N.M.	Number at each Polling Station	Number at each Polling Station	Number of Names on List by Polling Division
0200	QUEEN'S ROYAL COLLEGE MARAVAL ROAD ST CLAIR	91	7	255	1	354	568
0385	NEWTOWN BOYS' R.C. SCHOOL 18-20 MARAVAL ROAD NEWTOWN	47	5	72	0	124	194
0390	QUEEN'S ROYAL COLLEGE MARAVAL ROAD ST CLAIR	19	4	63	0	86	145
merged							
0395	QUEEN'S ROYAL COLLEGE MARAVAL ROAD ST CLAIR	66	8	112	0	186	353
0400	NEWTOWN BOYS' R.C. SCHOOL 18-20 MARAVAL ROAD NEWTOWN	57	2	159	0	218	377
0450	TRANQUILLITY GOV'T SECONDARY SCHOOL VICTORIA AVENUE PORT OF SPAIN	26	2	107	1	136	250
0500	ROSARY BOYS' R.C. SCHOOL PARK STREET PORT OF SPAIN	47	3	75	1	126	333
	TOTALS CARRIED FORWARD	353	31	843	3	1,230	2,220

## ELECTORAL DISTRICT OF PORT OF SPAIN NORTH / ST ANNS WEST

POLLING DIVISION	POLLING STATION	VOTES CAST FOR EACH CANDIDATE			REJECTED BALLOTS	VOTES CAST	ELECTORAL LIST
Number	Address	AWAI, ELIZABETH U.N.C.	FERREIRA WAYNE A. N.A.R.	RAHAEL JOHN P.N.M.	Number at each Polling Station	Number at each Polling Station	Number of Names on List by Polling Division
	TOTALS BROUGHT FORWARD	353	31	843	3	1,230	2,220
*0505	ROSARY BOYS' R.C. SCHOOL PARK STREET PORT OF SPAIN 0500 and 0505 merged	36	4	291	0	331	72
0665	BASILON STREET YOUTH CENTRE BASILON STREET PORT OF SPAIN	21	0	98	2	121	215
0670 merged	ST HILDA'S GOVERNMENT PRIMARY SCHOOL QUARRY STREET PORT OF SPAIN	9	1	67	0	77	166
0675	ST HILDA'S GOVERNMENT PRIMARY SCHOOL QUARRY STREET PORT OF SPAIN	4	0	92	0	96	164
0680	BASILON STREET YOUTH CENTRE BASILON STREET PORT OF SPAIN	13	1	88	0	102	211
0685	ST HILDA'S GOVERNMENT PRIMARY SCHOOL QUARRY STREET PORT OF SPAIN	7	0	94	1	102	208
	TOTALS CARRIED FORWARD	443	37	1,573	6	2,059	3,256

\* Polling Station where the ballots of Special Electors were intermixed (Rule 93, of the Election (Amendment) Rules, 1986).

## ELECTORAL DISTRICT OF PORT OF SPAIN NORTH / ST ANNS WEST

POLLING DIVISION	POLLING STATION	VOTES CAST FOR EACH CANDIDATE			REJECTED BALLOTS	VOTES CAST	ELECTORAL LIST
Number	Address	AWAI, ELIZABETH U.N.C.	FERREIRA WAYNE A. N.A.R.	RAHAEL JOHN P.N.M.	Number at each Polling Station	Number at each Polling Station	Number of Names on List by Polling Division
	TOTALS BROUGHT FORWARD	443	37	1,573	6	2,059	3,256
0690	ST HILDA'S GOVERNMENT PRIMARY SCHOOL QUARRY STREET PORT OF SPAIN	11	2	148	0	161	328
0695	ESCALLIER A.C. SCHOOL LANGE STREET GONZALES, BELMONT	11	3	166	0	180	347
0710	ESCALLIER A.C. SCHOOL LANGE STREET GONZALES, BELMONT	5	2	116	0	123	236
0715	ST HILDA'S GOVERNMENT PRIMARY SCHOOL QUARRY STREET PORT OF SPAIN	6	1	71	0	78	167
0720	ST ANNS CHURCH OF SCOTLAND CHURCH HALL 84 OXFORD STREET, P.O.S.	17	2	65	0	84	178
0725	ST HILDA'S GOVERNMENT PRIMARY SCHOOL QUARRY STREET PORT OF SPAIN	11	2	140	1	154	317
0730	GLOSTER LODGE MORAVIAN SCHOOL GLOSTER LODGE ROAD PORT OF SPAIN	14	1	99	0	114	195
	TOTALS CARRIED FORWARD	518	50	2,378	7	2,953	5,024

## ELECTORAL DISTRICT OF PORT OF SPAIN NORTH / ST ANNS WEST

POLLING DIVISION	POLLING STATION	VOTES CAST FOR EACH CANDIDATE			REJECTED BALLOTS	VOTES CAST	ELECTORAL LIST
Number	Address	AWAL, ELIZABETH U.N.C.	FERREIRA WAYNE A. N.A.R.	RAHAEL JOHN P.N.M.	Number at each Polling Station	Number at each Polling Station	Number of Names on List by Polling Division
	TOTALS BROUGHT FORWARD	518	50	2,378	7	2,953	5,024
0735	GLOSTER LODGE MORAVIAN SCHOOL GLOSTER LODGE ROAD PORT OF SPAIN	6	5	96	0	107	203
0740	GLOSTER LODGE MORAVIAN SCHOOL GLOSTER LODGE ROAD PORT OF SPAIN	13	4	123	1	141	212
0745	CARMEL FORUM 30 BELMONT CIRCULAR ROAD BELMONT	12	1	105	0	118	205
0755	ST MARTIN'S GIRLS' SECONDARY SCHOOL 59 BELLE EAU ROAD PORT OF SPAIN	19	2	102	0	123	233
0760	ST MARTIN'S GIRLS' SECONDARY SCHOOL 59 BELLE EAU ROAD PORT OF SPAIN	13	1	113	1	128	259
0765	CARMEL FORUM 30 BELMONT CIRCULAR ROAD BELMONT	4	0	89	1	94	154
merged							
0770	CARMEL FORUM 30 BELMONT CIRCULAR ROAD BELMONT	7	3	107	0	117	198
	TOTALS CARRIED FORWARD	592	66	3,113	10	3,781	6,488

## ELECTORAL DISTRICT OF PORT OF SPAIN NORTH / ST ANNS WEST

POLLING DIVISION	POLLING STATION	VOTES CAST FOR EACH CANDIDATE			REJECTED BALLOTS	VOTES CAST	ELECTORAL LIST
Number	Address	AWAI, ELIZABETH U.N.C.	FERREIRA WAYNE A. N.A.R.	RAHAEL JOHN P.N.M.	Number at each Polling Station	Number at each Polling Station	Number of Names on List by Polling Division
	TOTALS BROUGHT FORWARD	592	66	3,113	10	3,781	6,488
0775	BELMONT BOYS' SECONDARY SCHOOL 34A BELMONT CIRCULAR ROAD BELMONT	9	2	96	0	107	181
0780	HOLY NAME CONVENT CHARLOTTE STREET PORT OF SPAIN	20	2	280	1	303	487
0785	HOLY NAME CONVENT CHARLOTTE STREET PORT OF SPAIN	26	3	94	0	123	221
0790	BELMONT BOYS' SECONDARY SCHOOL 34A BELMONT CIRCULAR ROAD BELMONT	31	3	74	0	108	188
0795	BELMONT BOYS' SECONDARY SCHOOL 34A BELMONT CIRCULAR ROAD BELMONT	38	1	231	1	271	501
0800	ST MARTIN'S GIRLS' SECONDARY SCHOOL 59 BELLE EAU ROAD PORT OF SPAIN	12	1	142	0	155	280
0805	ST FRANCOIS GIRLS' COLLEGE ST FRANCOIS VALLEY ROAD BELMONT	29	0	214	1	244	364
	TOTALS CARRIED FORWARD	757	78	4,244	13	5,092	8,710

## ELECTORAL DISTRICT OF PORT OF SPAIN NORTH / ST ANNS WEST

POLLING DIVISION	POLLING STATION	VOTES CAST FOR EACH CANDIDATE			REJECTED BALLOTS	VOTES CAST	ELECTORAL LIST
Number	Address	AWAL, ELIZABETH U.N.C.	FERREIRA WAYNE A. N.A.R.	RAHAEL JOHN P.N.M.	Number at each Polling Station	Number at each Polling Station	Number of Names on List by Polling Division
	TOTALS BROUGHT FORWARD	757	78	4,244	13	5,092	8,710
0810	ST FRANCOIS GIRLS' COLLEGE ST FRANCOIS VALLEY ROAD BELMONT	34	0	260	0	294	525
0820	ST MARGARET'S E.C. SCHOOL ST. MARGARET'S LANE BELMONT	23	4	97	0	124	207
0823	HOLY NAME CONVENT CHARLOTTE STREET PORT OF SPAIN	21	0	95	0	116	200
merged							
0825	HOLY NAME CONVENT CHARLOTTE STREET PORT OF SPAIN	20	0	82	0	102	177
0830	HOLY NAME CONVENT CHARLOTTE STREET PORT OF SPAIN	26	1	108	0	135	245
0835	BELMONT JUNIOR SECONDARY SCHOOL BELMONT CIRCULAR ROAD BELMONT	17	3	117	1	138	264
	TOTALS CARRIED FORWARD	898	86	5,003	14	6,001	10,328

## ELECTORAL DISTRICT OF PORT OF SPAIN NORTH / ST ANNS WEST

POLLING DIVISION	POLLING STATION	VOTES CAST FOR EACH CANDIDATE			REJECTED BALLOTS	VOTES CAST	ELECTORAL LIST
Number	Address	AWAL, ELIZABETH U.N.C.	FERREIRA, WAYNE A. N.A.R.	RAHAEL, JOHN P.N.M.	Number at each Polling Station	Number at each Polling Station	Number of Names on List by Polling Division
	TOTALS BROUGHT FORWARD	898	86	5,003	14	6,001	10,328
0840	BELMONT JUNIOR SECONDARY SCHOOL BELMONT CIRCULAR ROAD BELMONT	23	0	110	0	133	223
0845	BELMONT BOYS' R.C. SCHOOL BELMONT CIRCULAR ROAD BELMONT	20	0	122	0	142	230
0850	BELMONT BOYS' R.C. SCHOOL BELMONT CIRCULAR ROAD BELMONT	20	0	142	1	163	270
0855	BELMONT BOYS' R.C. SCHOOL BELMONT CIRCULAR ROAD BELMONT	18	1	114	0	133	208
0860	BELMONT GIRLS' R.C. SCHOOL CLIFFORD STREET BELMONT	13	4	162	2	181	320
0865	BELMONT GIRLS' R.C. SCHOOL CLIFFORD STREET BELMONT	32	3	113	0	148	269
0870	BELMONT GIRLS' R.C. SCHOOL CLIFFORD STREET BELMONT	97	6	216	1	320	644
	TOTALS CARRIED FORWARD	1,121	100	5,982	18	7,221	12,492

## ELECTORAL DISTRICT OF PORT OF SPAIN NORTH / ST ANNS WEST

POLLING DIVISION	POLLING STATION	VOTES CAST FOR EACH CANDIDATE			REJECTED BALLOTS	VOTES CAST	ELECTORAL LIST
Number	Address	AWAL ELIZABETH U.N.C.	FERREIRA WAYNE A. N.A.R.	RAHAEL JOHN P.N.M.	Number at each Polling Station	Number at each Polling Station	Number of Names on List by Polling Division
	TOTALS BROUGHT FORWARD	1,121	100	5,982	18	7,221	12,492
0875 <i>merged</i>	BELMONT JUNIOR SECONDARY SCHOOL. BELMONT CIRCULAR ROAD BELMONT	7	4	69	0	80	138
0880	BELMONT JUNIOR SECONDARY SCHOOL. BELMONT CIRCULAR ROAD BELMONT	27	4	129	0	160	288
0885 <i>merged</i>	BELMONT GOVERNMENT PRIMARY SCHOOL. 138 BELMONT CIRCULAR ROAD BELMONT	52	4	189	0	165	284
0890	BELMONT GOVERNMENT PRIMARY SCHOOL. 138 BELMONT CIRCULAR ROAD BELMONT	35	2	33	2	72	123
0895	BELMONT GOVERNMENT PRIMARY SCHOOL. 138 BELMONT CIRCULAR ROAD BELMONT	50	4	123	0	177	319
0900-01	COMMUNITY WORKSHOP LA FANTASIE ROAD ST ANNS	50	12	207	0	269	899
0900-02	COMMUNITY WORKSHOP LA FANTASIE ROAD ST ANNS	39	3	193	1	236	
	TOTALS CARRIED FORWARD	1,381	133	6,845	21	8,380	14,543



## ELECTORAL DISTRICT OF PORT OF SPAIN NORTH / ST ANNS WEST

POLLING DIVISION	POLLING STATION	VOTES CAST FOR EACH CANDIDATE			REJECTED BALLOTS	VOTES CAST	ELECTORAL LIST
Number	Address	AWAI, ELIZABETH U.N.C.	FERREIRA WAYNE A. N.A.R.	RAHAEL JOHN P.N.M.	Number at each Polling Station	Number at each Polling Station	Number of Names on List by Polling Division
	TOTALS BROUGHT FORWARD	1,381	133	6,845	21	8,380	14,543
0905-01	COMMUNITY WORKSHOP LA FANTASIE ROAD ST ANNS	60	9	192	0	261	854
0905-02	COMMUNITY WORKSHOP LA FANTASIE ROAD ST ANNS	56	9	193	1	259	
0910	SCHOOL FOR THE DEAF 19 CASCADE ROAD CASCADE.	77	15	237	3	332	602
0915-01	BISHOP ANSTEY JUNIOR SCHOOL MONTE CRISTO ARIAPITA ROAD, ST ANNS	27	3	247	1	278	945
0915-02	BISHOP ANSTEY JUNIOR SCHOOL MONTE CRISTO ARIAPITA ROAD, ST ANNS	51	6	196	1	254	
0960	SCHOOL FOR THE DEAF 19 CASCADE ROAD CASCADE	71	11	219	1	302	478
	TOTALS CARRIED FORWARD	1,723	186	8,129	28	10,066	17,422

## Elections to the House of Representatives, 2001

## ELECTORAL DISTRICT OF PORT OF SPAIN NORTH / ST ANNS WEST

POLLING DIVISION	POLLING STATION	VOTES CAST FOR EACH CANDIDATE			REJECTED BALLOTS	VOTES CAST	ELECTORAL LIST
Number	Address	AWAI, ELIZABETH U.N.C.	FERREIRA WAYNE A. N.A.R.	RAHAEL JOHN P.N.M.	Number at each Polling Station	Number at each Polling Station	Number of Names on List by Polling Division
	TOTALS BROUGHT FORWARD	1,723	186	8,129	28	10,066	17,422
0965-01	BELMONT GOVERNMENT PRIMARY SCHOOL 138, BELMONT CIRCULAR ROAD BELMONT	22	4	194	0	220	887
0965-02	BELMONT GOVERNMENT PRIMARY SCHOOL 138, BELMONT CIRCULAR ROAD BELMONT	37	1	159	0	197	
0970	MARYLAND R.C. SCHOOL UPPER ST FRANCOIS VALLEY ROAD BELMONT	19	6	209	2	236	483
0975	ST. FRANCOIS GIRLS' COLLEGE ST. FRANCOIS VALLEY ROAD BELMONT	83	0	245	2	330	604
	TOTALS	1,884	197	8,936	32	11,049	19,396

I hereby certify that the foregoing is a Statement of the Poll showing the number of votes cast for each Candidate, and do on this 11th day of December, 2001 declare JOHN RAHAEL elected.

MICHAEL ROBLEY  
Returning Officer  
Electoral District of PORT OF SPAIN NORTH/ST. ANNS WEST

Elections to the House of Representatives, 2001  
ELECTORAL DISTRICT OF PORT OF SPAIN SOUTH

POLLING DIVISION	POLLING STATION	VOTES CAST FOR EACH CANDIDATE				REJECTED BALLOTS	VOTES CAST	ELECTORAL LIST
Number	Address	ALEXIS SHARON U.N.C.	DAVY JULIET S. TEAM UNITY	JOHN ENOCH N.D.O.	WILLIAMS ERIC A. P.N.M.	Number at each Polling Station	Number at each Polling Station	Number of Names on List by Polling Division
0245	MUCURAPO BOYS' R.C. SCHOOL GEORGE CABRAL STREET ST JAMES	65	1	0	291	3	360	612
0250	ST JAMES MEDICAL COMPLEX WESTERN MAIN ROAD ST JAMES	3	1	2	14	1	21	68
0255	ST JAMES MEDICAL COMPLEX WESTERN MAN ROAD ST JAMES	37	2	1	73	1	114	191
0260	POLYTECHNIC EDUCATIONAL CENTRE ETHEL STREET ST JAMES	112	9	3	71	0	195	289
0265	POLYTECHNIC EDUCATIONAL CENTRE ETHEL STREET ST JAMES	108	2	1	168	1	280	417
0270	MUCURAPO BOYS' R.C. SCHOOL GEORGE CABRAL STREET ST JAMES	55	2	1	57	0	115	205
0275	MUCURAPO BOYS' R.C. SCHOOL GEORGE CABRAL STREET ST JAMES	81	2	0	71	0	154	263
	TOTALS CARRIED FORWARD	461	19	8	745	6	1,239	2,045

## ELECTORAL DISTRICT OF PORT OF SPAIN SOUTH

POLLING DIVISION	POLLING STATION	VOTES CAST FOR EACH CANDIDATE				REJECTED BALLOTS	VOTES CAST	ELECTORAL LIST
Number	Address	ALEXIS SHARON U.N.C.	DAVY JULIET S. TEAM UNITY	JOHN ENOCH N.D.O.	WILLIAMS ERIC A. P.N.M.	Number at each Polling Station	Number at each Polling Station	Number of Names on List by Polling Division
	TOTALS BROUGHT FORWARD	461	19	8	745	6	1,239	2,045
0280	MUCURAPO BOYS' R.C. SCHOOL GEORGE CABRAL STREET ST JAMES	67	2	0	107	0	176	356
0285	MUCURAPO GIRLS' R.C. SCHOOL WESTERN MAIN ROAD ST JAMES	73	1	0	60	0	134	267
0290	ST JAMES SECONDARY SCHOOL PANKA STREET ST JAMES	85	4	0	90	0	179	301
0295	ST JAMES SECONDARY SCHOOL PANKA STREET ST JAMES	62	2	0	93	0	157	239
0300	MUCURAPO GIRLS' R.C. SCHOOL WESTERN MAIN ROAD ST JAMES	67	1	0	73	1	142	228
0305	MUCURAPO GIRLS' R.C. SCHOOL WESTERN MAIN ROAD ST JAMES	58	4	0	111	0	173	291
0310	MUCURAPO GIRLS' R.C. SCHOOL WESTERN MAIN ROAD ST JAMES	54	3	0	97	0	154	268
	TOTALS CARRIED FORWARD	927	36	8	1,376	7	2,354	3,995

Elections to the House of Representatives, 2001  
ELECTORAL DISTRICT OF PORT OF SPAIN SOUTH

POLLING DIVISION	POLLING STATION	VOTES CAST FOR EACH CANDIDATE				REJECTED BALLOTS	VOTES CAST	ELECTORAL LIST
Number	Address	ALEXIS SHARON U.N.C.	DAVY JULIET S. TEAM UNITY	JOHN ENOCH N.D.O.	WILLIAMS ERIC A. P.N.M.	Number at each Polling Station	Number at each Polling Station	Number of Names on List by Polling Division
	TOTALS BROUGHT FORWARD	927	36	8	1,376	7	2,354	3,995
0315	MUCURAPO GIRLS' R.C. SCHOOL WESTERN MAIN ROAD ST JAMES	57	1	1	87	1	147	243
0320	ST JAMES SECONDARY SCHOOL PANKA STREET ST JAMES	34	1	1	68	0	104	172
0321	ST AGNES E.C. SCHOOL CLARENCE STREET ST JAMES	44	0	1	75	0	120	211
0325	ST AGNES E.C. SCHOOL CLARENCE STREET ST JAMES	69	2	1	92	0	164	242
0330	WOODBROOK PRESBYTERIAN SCHOOL COR.POLE CAREW ST & TRAGARETE RD PORT OF SPAIN	51	1	0	94	1	147	257
0335	ST THERESA'S GIRLS' R.C. SCHOOL PETRA STREET WOODBROOK	65	2	0	138	1	206	328
0340	ST CRISPIN'S E.C. SCHOOL ARIAPITA AVENUE WOODBROOK	62	2	1	154	0	219	363
	TOTALS CARRIED FORWARD	1,309	45	13	2,084	10	3,461	5,811

## ELECTORAL DISTRICT OF PORT OF SPAIN SOUTH

POLLING DIVISION	POLLING STATION	VOTES CAST FOR EACH CANDIDATE				REJECTED BALLOTS	VOTES CAST	ELECTORAL LIST
Number	Address	ALEXIS SHARON U.N.C.	DAVY JULIET S. TEAM UNITY	JOHN ENOCH N.D.O.	WILLIAMS ERIC A. P.N.M.	Number at each Polling Station	Number at each Polling Station	Number of Names on List by Polling Division
	TOTALS BROUGHT FORWARD	1,309	45	13	2,084	10	3,461	5,811
0345	TRINITY JUNIOR SCHOOL 5 MELBOURNE LANE PORT OF SPAIN	51	5	0	121	0	177	294
*0350	ST THERESA'S GIRLS' R.C. SCHOOL PETRA STREET WOODBROOK	34	7	0	237	1	279	197
0355	ST CRISPIN'S E.C. SCHOOL ARIAPITA AVENUE WOODBROOK	58	1	0	94	0	153	231
0360	WOODBROOK PRESBYTERIAN SCHOOL COR. POLE CAREW ST & TRAGARETE RD PORT OF SPAIN 0330 and 0360 merged	32	3	0	60	0	95	137
0365	ST THERESA'S GIRLS' R.C. SCHOOL PETRA STREET WOODBROOK	52	1	1	84	0	138	229
0370	ST CRISPIN'S E.C. SCHOOL ARIAPITA AVENUE WOODBROOK	76	4	0	84	0	164	271
0375	WOODBROOK GOV'T SECONDARY SCHOOL FRENCH STREET WOODBROOK	31	5	2	77	0	115	179
	TOTALS CARRIED FORWARD	1,643	71	16	2,841	11	4,582	7,349

\* Polling Station where the ballots of Special Electors were intermixed (Rule 93, of the Election (Amendment) Rules, 1986).

Elections to the House of Representatives, 2001  
ELECTORAL DISTRICT OF PORT OF SPAIN SOUTH

POLLING DIVISION	POLLING STATION	VOTES CAST FOR EACH CANDIDATE				REJECTED BALLOTS	VOTES CAST	ELECTORAL LIST
Number	Address	ALEXIS SHARON U.N.C.	DAVY JULIET S. TEAM UNITY	JOHN ENOCH N.D.O.	WILLIAMS ERIC A. P.N.M.	Number at each Polling Station	Number at each Polling Station	Number of Names on List by Polling Division
	TOTALS BROUGHT FORWARD	1,643	71	16	2,841	11	4,582	7,349
0380	WOODBROOK GOV'T SECONDARY SCHOOL FRENCH STREET WOODBROOK 0375 and 0380 merged	40	1	1	65	1	108	176
0415	WOODBROOK GOV'T SECONDARY SCHOOL FRENCH STREET WOODBROOK	42	0	0	68	0	110	204
0420	WOODBROOK GOV'T SECONDARY SCHOOL FRENCH STREET WOODBROOK	29	3	0	96	0	128	216
0425	WOODBROOK GOV'T SECONDARY SCHOOL FRENCH STREET WOODBROOK	36	1	1	136	1	175	290
0480	SOUTH-EAST P.O.S. SENIOR SEC SCHOOL 25 NELSON STREET PORT OF SPAIN	14	1	0	71	0	86	170
0530	EASTERN BOYS' GOVERNMENT SCHOOL GEORGE STREET PORT OF SPAIN	28	3	1	146	3	181	489
0535	EASTERN BOYS' GOVERNMENT SCHOOL GEORGE STREET PORT OF SPAIN	11	3	0	110	1	125	242
	TOTALS CARRIED FORWARD	1,843	83	19	3,533	17	5,495	9,136

## ELECTORAL DISTRICT OF PORT OF SPAIN SOUTH

POLLING DIVISION	POLLING STATION	VOTES CAST FOR EACH CANDIDATE				REJECTED BALLOTS	VOTES CAST	ELECTORAL LIST
Number	Address	ALEXIS SHARON U.N.C.	DAVY JULIET S. TEAM UNITY	JOHN ENOCH N.D.O.	WILLIAMS ERIC A. P.N.M.	Number at each Polling Station	Number at each Polling Station	Number of Names on List by Polling Division
	TOTALS BROUGHT FORWARD	1,843	83	19	3,533	17	5,495	9,136
0540	EASTERN BOYS' GOVERNMENT SCHOOL GEORGE STREET PORT OF SPAIN 0480 and 0540 merged	8	2	0	93	2	105	202
0550	SOUTH-EAST P.O.S. SENIOR SEC SCHOOL 25 NELSON STREET PORT OF SPAIN	19	1	1	150	1	172	289
0560	NELSON STREET BOYS' R.C. SCHOOL NELSON STREET PORT OF SPAIN	31	2	1	167	0	201	408
0570-01	NELSON STREET BOYS' R.C. SCHOOL NELSON STREET PORT OF SPAIN	38	4	1	194	0	237	1,005
0570-02	NELSON STREET BOYS' R.C. SCHOOL NELSON STREET PORT OF SPAIN	45	3	0	191	0	239	
0575	BETHLEHEM GIRLS' R.C. SCHOOL BESSON STREET PORT OF SPAIN	12	2	0	209	0	223	386
0580	BETHLEHEM GIRLS' R.C. SCHOOL BESSON STREET PORT OF SPAIN	14	5	0	218	0	237	432
	TOTALS CARRIED FORWARD	2,010	102	22	4,755	20	6,909	11,858



Elections to the House of Representatives, 2001  
ELECTORAL DISTRICT OF PORT OF SPAIN SOUTH

POLLING DIVISION	POLLING STATION	VOTES CAST FOR EACH CANDIDATE				REJECTED BALLOTS	VOTES CAST	ELECTORAL LIST
Number	Address	ALEXIS SHARON U.N.C.	DAVY JULIET S. TEAM UNITY	JOHN ENOCH N.D.O.	WILLIAMS ERIC A. P.N.M.	Number at each Polling Station	Number at each Polling Station	Number of Names on List by Polling Division
	TOTALS BROUGHT FORWARD	2,010	102	22	4,755	20	6,909	11,858
0585	BETHLEHEM GIRLS' R.C. SCHOOL BESSON STREET PORT OF SPAIN	19	1	0	118	0	138	304
0590	ST PAUL ST. MULTI-PURPOSE COMPLEX ST PAUL STREET PORT OF SPAIN	10	0	0	59	0	69	142
0595	ST PAUL ST. MULTI-PURPOSE COMPLEX ST PAUL STREET PORT OF SPAIN	16	0	0	161	1	178	383
0600	ST PAUL ST. MULTI-PURPOSE COMPLEX ST PAUL STREET PORT OF SPAIN	20	2	0	165	7	194	373
0605	ST PAUL ST. MULTI-PURPOSE COMPLEX ST PAUL STREET PORT OF SPAIN	18	0	0	122	2	142	255
0610	ST PAUL ST. MULTI-PURPOSE COMPLEX ST PAUL STREET PORT OF SPAIN	10	2	0	140	1	153	254
0615/0620 merged	PICCADILLY GOV'T PRIMARY SCHOOL PICCADILLY STREET PORT OF SPAIN	20	2	2	128	0	152	314
	TOTALS CARRIED FORWARD	2,123	109	24	5,648	31	7,935	13,883

## ELECTORAL DISTRICT OF PORT OF SPAIN SOUTH

POLLING DIVISION	POLLING STATION	VOTES CAST FOR EACH CANDIDATE				REJECTED BALLOTS	VOTES CAST	ELECTORAL LIST
Number	Address	ALEXIS SHARON U.N.C.	DAVY JULIET S. TEAM UNITY	JOHN ENOCH N.D.O.	WILLIAMS ERIC A. P.N.M.	Number at each Polling Station	Number at each Polling Station	Number of Names on List by Polling Division
	TOTALS BROUGHT FORWARD	2,123	109	24	5,648	31	7,935	13,883
0625	ROSEHILL R.C. SCHOOL LA COULEE STREET PORT OF SPAIN	5	0	0	35	0	40	89
0630	ROSEHILL R.C. SCHOOL LA COULEE STREET PORT OF SPAIN	8	3	0	80	0	91	185
0635	ROSEHILL R.C. SCHOOL LA COULEE STREET PORT OF SPAIN	18	1	1	204	1	225	453
0640	ROSEHILL R.C. SCHOOL LA COULEE STREET PORT OF SPAIN	15	2	0	80	1	98	195
0645	ROSEHILL R.C. SCHOOL LA COULEE STREET PORT OF SPAIN	34	2	0	86	0	122	239
0650	PICCADILLY GOV'T PRIMARY SCHOOL PICCADILLY STREET PORT OF SPAIN	24	3	0	160	0	187	324
0655	BASILON STREET YOUTH CENTRE BASILON STREET PORT OF SPAIN	22	2	0	109	1	134	228
	TOTALS CARRIED FORWARD	2,249	122	25	6,402	34	8,832	15,596

Elections to the House of Representatives, 2001  
ELECTORAL DISTRICT OF PORT OF SPAIN SOUTH

POLLING DIVISION	POLLING STATION	VOTES CAST FOR EACH CANDIDATE				REJECTED BALLOTS	VOTES CAST	ELECTORAL LIST
Number	Address	ALEXIS SHARON U.N.C.	DAVY JULIET S. TEAM UNITY	JOHN ENOCH N.D.O.	WILLIAMS ERIC A. P.N.M.	Number at each Polling Station	Number at each Polling Station	Number of Names on List by Polling Division
	TOTALS BROUGHT FORWARD	2,249	122	25	6,402	34	8,832	15,596
0660	BASILON STREET YOUTH CENTRE BASILON STREET PORT OF SPAIN	19	0	1	99	2	121	226
1275-01	OUR LADY OF LAVENTILLE R.C. SCHOOL PICTON ROAD LAVENTILLE	16	1	0	255	2	274	1,082
1275-02	OUR LADY OF LAVENTILLE R.C. SCHOOL PICTON ROAD LAVENTILLE	7	1	0	220	3	231	
1280-01	ST. PAUL ST. MULTI PURPOSE COMPLEX ST. PAUL STREET PORT OF SPAIN	14	2	0	256	2	274	1,122
1280-02	ST. PAUL ST. MULTI PURPOSE COMPLEX ST. PAUL STREET PORT OF SPAIN	20	1	1	233	0	255	
1285	SPREE SIMON LIFE CENTRE COR. PICTON & EASTERN MAIN ROADS PORT OF SPAIN	43	4	0	286	4	337	704
	TOTALS	2,368	131	27	7,751	47	10,324	18,730

I hereby certify that the foregoing is a Statement of the Poll showing the number of votes cast for each Candidate, and do on this 11th day of December, 2001  
declare ERIC A.WILLIAMS elected.

CHRISTOPHER SAMUEL  
Returning Officer  
Electoral District of PORT OF SPAIN SOUTH

## Elections to the House of Representatives, 2001

## ELECTORAL DISTRICT OF PRINCES TOWN

POLLING DIVISION	POLLING STATION	VOTES CAST FOR EACH CANDIDATE			REJECTED BALLOTS	VOTES CAST	ELECTORAL LIST
Number	Address	MAHABIR CECIL P.N.M.	MOHAN RAMNARINE TEAM UNITY	PANDAY SUBHAS U.N.C.	Number at each Polling Station	Number at each Polling Station	Number of Names on List by Polling Division
2590	SANTA RITA R.C. SCHOOL TABAQUITE-RIO CLARO ROAD SAN PEDRO, POOLE	3	2	224	1	230	309
2636	TORRIB TRACE PRESBYTERIAN SCHOOL TORRIB TABAQUITE ROAD TORRIB TRACE	52	7	224	1	284	365
3390-01	WILLIAMSVILLE JUNIOR SEC SCHOOL GUARACARA-TABAQUITE ROAD WILLIAMSVILLE	119	4	170	2	295	920
3390-02	WILLIAMSVILLE JUNIOR SEC SCHOOL GUARACARA-TABAQUITE ROAD WILLIAMSVILLE	81	3	248	3	335	
3395	HARDBARGAIN R.C. SCHOOL SISTERS ROAD HARDBARGAIN	181	13	241	4	439	652
3396	PIPARO PRESBYTERIAN SCHOOL PASCUAL ROAD PIPARO	23	4	253	0	280	392
3400	HARDBARGAIN GOVERNMENT SCHOOL BUEN INTENTO ROAD, SISTERS ROAD HARDBARGAIN	90	16	405	6	517	701
	TOTALS CARRIED FORWARD	549	49	1,765	17	2,380	3,339

POLLING DIVISION	POLLING STATION	VOTES CAST FOR EACH CANDIDATE			REJECTED BALLOTS	VOTES CAST	ELECTORAL LIST
Number	Address	MAHABIR CECIL P.N.M.	MOHAN RAMNARINE TEAM UNITY	PANDAY SUBHAS U.N.C.	Number at each Polling Station	Number at each Polling Station	Number of Names on List by Polling Division
	TOTALS BROUGHT FORWARD	549	49	1,765	17	2,380	3,339
3405	SISTERS ROAD COMMUNITY CENTRE SISTERS ROAD	47	9	361	1	418	592
3410-01	SISTERS ROAD ANGLICAN SCHOOL SISTERS ROAD	76	4	189	1	270	940
3410-02	SISTERS ROAD ANGLICAN SCHOOL SISTERS ROAD	86	3	232	6	327	
3415	SISTERS ROAD ANGLICAN SCHOOL SISTERS ROAD	65	3	257	2	327	473
3420-01	ROBERT VILLAGE HINDU SCHOOL NORTH TRACE, ROBERT VILLAGE TABLELAND	110	1	174	1	286	822
3420-02	ROBERT VILLAGE HINDU SCHOOL NORTH TRACE, ROBERT VILLAGE TABLELAND	54	3	235	0	292	
3520	ELSWICK PRESBYTERIAN SCHOOL NAPARIMA-MAYARO ROAD TABLELAND	94	5	322	2	423	658
	TOTALS CARRIED FORWARD	1,081	77	3,535	30	4,723	6,824

## ELECTORAL DISTRICT OF PRINCES TOWN

POLLING DIVISION	POLLING STATION	VOTES CAST FOR EACH CANDIDATE			REJECTED BALLOTS	VOTES CAST	ELECTORAL LIST
Number	Address	MAHABIR CECIL P.N.M.	MOHAN RAMNARINE TEAM UNITY	PANDAY SUBHAS U.N.C.	Number at each Polling Station	Number at each Polling Station	Number of Names on List by Polling Division
	TOTALS BROUGHT FORWARD	1,081	77	3,535	30	4,723	6,824
3525-01	NEW GRANT A.C. SCHOOL NAPARIMA MAYARO ROAD NEW GRANT	156	6	153	3	318	1,068
3525-02	NEW GRANT A.C. SCHOOL NAPARIMA MAYARO ROAD NEW GRANT	151	10	257	0	418	
*3526	NORTH TRACE GOV'T SCHOOL NORTH TRACE NEW GRANT	251	13	260	1	525	212
3535-01	NEW GRANT GOVERNMENT PRIMARY SCHOOL HINDUSTAN JUNCTION NAP/MAY RD NEW GRANT	362	4	104	6	476	1,171
3535-02	NEW GRANT GOVERNMENT PRIMARY SCHOOL HINDUSTAN JUNCTION NAP/MAY RD NEW GRANT	224	2	137	2	365	
3540-01	INDIAN WALK GOV'T PRIMARY SCHOOL MORUGA ROAD INDIAN WALK	293	4	66	1	364	908
3540-02	INDIAN WALK GOV'T PRIMARY SCHOOL MORUGA ROAD INDIAN WALK	201	1	71	5	278	
	TOTALS CARRIED FORWARD	2,719	117	4,583	48	7,467	10,183

\* Polling Station where the ballots of Special Electors were intermixed (Rule 93, of the Election (Amendment) Rules, 1986).

Elections to the House of Representatives, 2001  
ELECTORAL DISTRICT OF PRINCES TOWN

POLLING DIVISION	POLLING STATION	VOTES CAST FOR EACH CANDIDATE			REJECTED BALLOTS	VOTES CAST	ELECTORAL LIST
Number	Address	MAHABIR CECIL P.N.M.	MOHAN RAMNARINE TEAM UNITY	PANDAY SUBHAS U.N.C.	Number at each Polling Station	Number at each Polling Station	Number of Names on List by Polling Division
	TOTALS BROUGHT FORWARD	2,719	117	4,583	48	7,467	10,183
3580	ST CROIX ROAD COMMUNITY CENTRE ST CROIX ROAD PRINCES TOWN	49	8	396	3	456	657
3581	ST CROIX ROAD COMMUNITY CENTRE ST CROIX ROAD PRINCES TOWN	120	5	277	1	403	615
3585	FIFTH COMPANY BAPTIST SCHOOL MORUGA ROAD INDIAN WALK VGE MORUGA	137	7	187	0	331	487
3590-01	INDIAN WALK DEATH B.F.S. HALL MORUGA ROAD INDIAN WALK VILLAGE	236	5	110	4	355	939
3590-02	INDIAN WALK DEATH B.F.S. HALL MORUGA ROAD INDIAN WALK VILLAGE	183	4	104	1	292	
3595-01	PRINCES TOWN JUNIOR SECONDARY SCHOOL NAPARIMA MAYARO ROAD ST JULIEN VILLAGE	87	3	200	0	290	900
3595-02	PRINCES TOWN JUNIOR SECONDARY SCHOOL NAPARIMA MAYARO ROAD ST JULIEN VILLAGE	101	4	257	5	367	
	TOTALS CARRIED FORWARD	3,632	153	6,114	62	9,961	13,781

## Elections to the House of Representatives, 2001

## ELECTORAL DISTRICT OF PRINCES TOWN

POLLING DIVISION	POLLING STATION	VOTES CAST FOR EACH CANDIDATE			REJECTED BALLOTS	VOTES CAST	ELECTORAL LIST
Number	Address	MAHABIR CECIL P.N.M.	MOHAN RAMNARINE TEAM UNITY	PANDAY SUBHAS U.N.C.	Number at each Polling Station	Number at each Polling Station	Number of Names on List by Polling Division
	TOTALS BROUGHT FORWARD	3,632	153	6,114	62	9,961	13,781
3600	PRINCES TOWN JUNIOR SECONDARY SCHOOL, NAPARIMA MAYARO ROAD ST JULIEN VILLAGE	98	14	411	0	523	743
3605-01	NEW GRANT A.C. SCHOOL NAPARIMA MAYARO ROAD NEW GRANT	67	4	260	3	334	895
3605-02	NEW GRANT A.C. SCHOOL NAPARIMA MAYARO ROAD NEW GRANT	49	3	221	0	273	
3606	NEW GRANT GOV'T PRIMARY SCHOOL HINDUSTAN JUNCTION NAP/MAY ROAD, NEW GRANT	78	8	476	0	562	755
3610	ST JULIEN PRESBYTERIAN SCHOOL ST JULIEN ROAD NEW GRANT	85	10	344	1	440	630
3615	ST MICHAEL'S A.C. SCHOOL NAPARIMA-MAYARO RD. CRAIGNISH PRINCES TOWN	77	10	292	1	380	525
3620-01	PRINCES TOWN R.C. SCHOOL BUEN INTENTO ROAD PRINCES TOWN	40	10	406	2	458	1,379
	TOTALS CARRIED FORWARD	4,126	212	8,524	69	12,931	18,708



Elections to the House of Representatives, 2001  
ELECTORAL DISTRICT OF PRINCES TOWN

POLLING DIVISION	POLLING STATION	VOTES CAST FOR EACH CANDIDATE			REJECTED BALLOTS	VOTES CAST	ELECTORAL LIST
Number	Address	MAHABIR CECIL P.N.M.	MOHAN RAMNARINE TEAM UNITY	PANDAY SUBHAS U.N.C.	Number at each Polling Station	Number at each Polling Station	Number of Names on List by Polling Division
	TOTALS BROUGHT FORWARD	4,126	212	8,524	69	12,931	18,708
3620-02	PRINCES TOWN R.C. SCHOOL BUEN INTENTO ROAD PRINCES TOWN	47	15	465	0	527	
3630	PRINCES TOWN PRESBYTERIAN SCHOOL #1 EDWARD STREET PRINCES TOWN	148	8	308	4	468	749
3635	PRINCES TOWN PRESBYTERIAN SCHOOL #2 EDWARD STREET PRINCES TOWN	129	12	206	0	347	551
3640	PRINCES TOWN R.C. SCHOOL BUEN INTENTO ROAD PRINCES TOWN	179	11	186	1	377	601
3645	PRINCES TOWN MUSLIM A.S.J.A SCHOOL HIGH STREET PRINCES TOWN	122	6	220	0	348	564
3650	PRINCES TOWN MUSLIM A.S.J.A SCHOOL HIGH STREET PRINCES TOWN	129	6	118	0	253	387
3655-01	ST MICHAEL'S A.C. SCHOOL NAPARIMA-MAYARO RD, CRAIGNISH PRINCES TOWN	126	10	306	0	442	1,326
	TOTALS CARRIED FORWARD	5,006	280	10,333	74	15,693	22,886

## ELECTORAL DISTRICT OF PRINCES TOWN

POLLING DIVISION	POLLING STATION	VOTES CAST FOR EACH CANDIDATE			REJECTED BALLOTS	VOTES CAST	ELECTORAL LIST
Number	Address	MAHABIR CECIL P.N.M.	MOHAN RAMNARINE TEAM UNITY	PANDAY SUBHAS U.N.C.	Number at each Polling Station	Number at each Polling Station	Number of Names on List by Polling Division
	TOTALS BROUGHT FORWARD	5,006	280	10,333	74	15,693	22,886
3655-02	ST MICHAEL'S A.C. SCHOOL NAPARIMA-MAYARO RD, CRAIGNISH PRINCES TOWN	98	7	423	1	529	
3660-01	ST STEPHEN'S ANGLICAN SCHOOL HIGH STREET PRINCES TOWN	167	10	162	1	340	1,082
3660-02	ST STEPHEN'S ANGLICAN SCHOOL HIGH STREET PRINCES TOWN	149	8	225	3	385	
3665	ST STEPHEN'S ANGLICAN SCHOOL HIGH STREET PRINCES TOWN	197	3	93	0	293	474
3670	ST STEPHEN'S ANGLICAN SCHOOL HIGH STREET PRINCES TOWN	154	3	169	1	327	503
	TOTALS	5,771	311	11,405	80	17,567	24,945

I hereby certify that the foregoing is a Statement of the Poll showing the number of votes cast for each Candidate, and do on this 11th day of December, 2001  
declare SUBHAS PANDAY elected.

LAUMAN ESPINOZA  
Returning Officer  
Electoral District of PRINCES TOWN

Elections to the House of Representatives, 2001  
ELECTORAL DISTRICT OF SAN FERNANDO EAST

POLLING DIVISION	POLLING STATION	VOTES CAST FOR EACH CANDIDATE			REJECTED BALLOTS	VOTES CAST	ELECTORAL LIST
Number	Address	CHARLIE HARRY P. TEAM UNITY	MANNING PATRICK P.N.M	MONTANO ROBIN A. U.N.C.	Number at each Polling Station	Number at each Polling Station	Number of Names on List by Polling Division
3870	ST. LUKE'S ANGLICAN CHURCH ANNEX CIPERO ROAD GOLCONDA	2	20	123	1	146	190
3871-01	CANAAN PRESBYTERIAN SCHOOL SAN FERNANDO-SIPARIA-ERIN RD DUNCAN VILLAGE	5	217	256	0	478	1,821
3871-02	CANAAN PRESBYTERIAN SCHOOL SAN FERNANDO-SIPARIA-ERIN RD DUNCAN VILLAGE	3	167	268	3	441	
3871-03	CANAAN PRESBYTERIAN SCHOOL SAN FERNANDO-SIPARIA-ERIN RD DUNCAN VILLAGE	4	127	362	5	498	
3872 <i>merged</i>	CORINTH TEACHERS' COLLEGE CORINTH ROAD STE MADELEINE	0	1	47	0	48	57
3885	CORINTH TEACHERS' COLLEGE CORINTH ROAD STE MADELEINE	6	60	218	3	287	430
3886-01	COCOYEA GOVERNMENT SCHOOL FORRES AVENUE COCOYEA	3	315	124	1	443	1,997
	TOTALS CARRIED FORWARD	23	907	1,398	13	2,341	4,495

Elections to the House of Representatives, 2001  
ELECTORAL DISTRICT OF SAN FERNANDO EAST

POLLING DIVISION	POLLING STATION	VOTES CAST FOR EACH CANDIDATE			REJECTED BALLOTS	VOTES CAST	ELECTORAL LIST
Number	Address	CHARLIE HARRY P. TEAM UNITY	MANNING PATRICK P.N.M	MONTANO ROBIN A. U.N.C.	Number at each Polling Station	Number at each Polling Station	Number of Names on List by Polling Division
	TOTALS BROUGHT FORWARD	23	907	1,398	13	2,341	4,495
3886-02	COCOEVA GOVERNMENT SCHOOL FORRES AVENUE COCOEVA	6	290	179	1	476	
3886-03	COCOEVA GOVERNMENT SCHOOL FORRES AVENUE COCOEVA	5	322	186	1	514	
3890	STE MADELEINE GOVERNMENT SCHOOL MANAHAMBRE ROAD STE MADELEINE	6	129	88	1	224	307
3895	STE MADELEINE JUNIOR SEC SCHOOL CORINTH ROAD STE MADELEINE	4	148	374	1	527	680
3900	STE MADELEINE JUNIOR SEC SCHOOL CORINTH ROAD STE MADELEINE	7	240	235	11	493	652
3910-01	STE MADELEINE GOVERNMENT SCHOOL MANAHAMBRE ROAD STE MADELEINE	1	261	106	1	369	954
3910-02	STE MADELEINE GOVERNMENT SCHOOL MANAHAMBRE ROAD STE MADELEINE	2	190	117	0	309	
	TOTALS CARRIED FORWARD	54	2,487	2,683	29	5,253	7,088

Elections to the House of Representatives, 2001  
ELECTORAL DISTRICT OF SAN FERNANDO EAST

POLLING DIVISION	POLLING STATION	VOTES CAST FOR EACH CANDIDATE			REJECTED BALLOTS	VOTES CAST	ELECTORAL LIST
Number	Address	CHARLIE HARRY P. TEAM UNITY	MANNING PATRICK P.N.M	MONTANO ROBIN A. U.N.C.	Number at each Polling Station	Number at each Polling Station	Number of Names on List by Polling Division
	TOTALS BROUGHT FORWARD	54	2,487	2,683	29	5,253	7,088
4005-01	MARABELLA GIRLS E.C. SCHOOL SOUTHERN MAIN ROAD MARABELLA	7	139	179	1	326	975
4005-02	MARABELLA GIRLS E.C. SCHOOL SOUTHERN MAIN ROAD MARABELLA	9	87	256	1	353	
4010-01	COCOYEA GOVERNMENT SCHOOL FORRES AVENUE COCOYEA	3	333	69	0	405	1,212
4010-02	COCOYEA GOVERNMENT SCHOOL FORRES AVENUE COCOYEA	8	301	95	1	405	
4011	ST CLEMENT'S A.P.S VEDIC SCHOOL NAPARIMA-MAYARO ROAD ST CLEMENT'S VILLAGE	9	173	170	2	354	463
4015	COCOYEA GOVERNMENT SCHOOL FORRES AVENUE COCOYEA	0	250	60	1	311	503
4020	COCOYEA COMMUNITY CENTRE ST. ANDREWS PARK WEST COCOYEA	6	335	49	2	392	548
	TOTALS CARRIED FORWARD	96	4,105	3,561	37	7,799	10,789

Elections to the House of Representatives, 2001  
ELECTORAL DISTRICT OF SAN FERNANDO EAST

POLLING DIVISION	POLLING STATION	VOTES CAST FOR EACH CANDIDATE			REJECTED BALLOTS	VOTES CAST	ELECTORAL LIST
Number	Address	CHARLIE HARRY P. TEAM UNITY	MANNING PATRICK P.N.M	MONTANO ROBIN A. U.N.C.	Number at each Polling Station	Number at each Polling Station	Number of Names on List by Polling Division
	TOTALS BROUGHT FORWARD	96	4,105	3,561	37	7,799	10,789
4025	LION'S CIVIC CENTRE COR.CIRCULAR ROAD & MC GILLIVERY STREET, MON REPOS, SAN FERNANDO	16	263	250	0	529	721
4031	VISTABELLA PRESBYTERIAN SCHOOL CANE STREET VISTABELLA	4	226	172	0	402	720
4036	VISTABELLA PRESBYTERIAN SCHOOL CANE STREET VISTABELLA	1	187	247	1	436	604
4040	LION'S CIVIC CENTRE COR.CIRCULAR ROAD & MC GILLIVERY STREET, MON REPOS, SAN FERNANDO	1	164	52	2	219	318
4041	LION'S CIVIC CENTRE COR.CIRCULAR ROAD & MC GILLIVERY STREET, MON REPOS, SAN FERNANDO	0	222	29	1	252	383
4045	MON REPOS R.C SCHOOL TORRANCE STREET, MON REPOS SAN FERNANDO	5	122	117	1	245	323
4046	MON REPOS R.C SCHOOL TORRANCE STREET, MON REPOS SAN FERNANDO	3	276	57	0	336	494
	TOTALS CARRIED FORWARD	126	5,565	4,485	42	10,218	14,352

Elections to the House of Representatives, 2001  
ELECTORAL DISTRICT OF SAN FERNANDO EAST

POLLING DIVISION	POLLING STATION	VOTES CAST FOR EACH CANDIDATE			REJECTED BALLOTS	VOTES CAST	ELECTORAL LIST
Number	Address	CHARLIE HARRY P. TEAM UNITY	MANNING PATRICK P.N.M	MONTANO ROBIN A. U.N.C.	Number at each Polling Station	Number at each Polling Station	Number of Names on List by Polling Division
	TOTALS BROUGHT FORWARD	126	5,565	4,485	42	10,218	14,352
4049	MON REPOS R.C SCHOOL. TORRANCE STREET, MON REPOS SAN FERNANDO	1	99	44	0	144	207
4050	MON REPOS R.C SCHOOL. TORRANCE STREET, MON REPOS SAN FERNANDO	3	199	41	0	243	365
4051	PLEASANTVILLE SENIOR COMP SCHOOL PLEASANTVILLE CIR ROAD PLEASANTVILLE	0	205	74	2	281	420
4052-01	PLEASANTVILLE SENIOR COMP SCHOOL PLEASANTVILLE CIR ROAD PLEASANTVILLE	2	251	49	1	303	874
4052-02	PLEASANTVILLE SENIOR COMP SCHOOL PLEASANTVILLE CIR ROAD PLEASANTVILLE	0	202	107	0	309	
4053	PLEASANTVILLE SENIOR COMP SCHOOL PLEASANTVILLE CIR ROAD PLEASANTVILLE	0	397	35	1	433	646
4054	PLEASANTVILLE GOVERNMENT SCHOOL PRINCE ALBERT STREET PLEASANTVILLE	4	76	141	0	221	289
	TOTALS CARRIED FORWARD	136	6,994	4,976	46	12,152	17,153

## Elections to the House of Representatives, 2001

## ELECTORAL DISTRICT OF SAN FERNANDO EAST

POLLING DIVISION	POLLING STATION	VOTES CAST FOR EACH CANDIDATE			REJECTED BALLOTS	VOTES CAST	ELECTORAL LIST
Number	Address	CHARLIE HARRY P. TEAM UNITY	MANNING PATRICK P.N.M	MONTANO ROBIN A. U.N.C.	Number at each Polling Station	Number at each Polling Station	Number of Names on List by Polling Division
	TOTALS BROUGHT FORWARD	136	6,994	4,976	46	12,152	17,153
4055	COFFEE STREET BOYS' A.C. SCHOOL COOPER STREET SAN FERNANDO	2	240	70	1	313	473
4056	PLEASANTVILLE SENIOR COMP SCHOOL PLEASANTVILLE CIR ROAD PLEASANTVILLE	1	313	62	0	376	502
4057	PLEASANTVILLE SENIOR COMP SCHOOL PLEASANTVILLE CIR ROAD PLEASANTVILLE	4	460	82	0	546	744
4058	SAN FERNANDO EAST JNR SEC SCHOOL PLEASANTVILLE SAN FERNANDO	1	421	43	1	466	639
4059	SAN FERNANDO EAST JNR SEC SCHOOL PLEASANTVILLE SAN FERNANDO	1	400	41	6	448	637
4060	COFFEE STREET BOYS' A.C. SCHOOL COOPER STREET SAN FERNANDO	3	99	45	0	147	217
4061	COFFEE STREET BOYS' A.C. SCHOOL COOPER STREET SAN FERNANDO	0	138	26	0	164	230
	TOTALS CARRIED FORWARD	148	9,065	5,345	54	14,612	20,595



Elections to the House of Representatives, 2001  
ELECTORAL DISTRICT OF SAN FERNANDO EAST

POLLING DIVISION	POLLING STATION	VOTES CAST FOR EACH CANDIDATE			REJECTED BALLOTS	VOTES CAST	ELECTORAL LIST
Number	Address	CHARLIE HARRY P. TEAM UNITY	MANNING PATRICK P.N.M	MONTANO ROBIN A. U.N.C.	Number at each Polling Station	Number at each Polling Station	Number of Names on List by Polling Division
	TOTALS BROUGHT FORWARD	148	9,065	5,345	54	14,612	20,595
*4065	ANSTEY MEMORIAL GIRLS' SCHOOL DRAYTON STREET SAN FERNANDO	1	459	167	0	627	338
4190	SAN FERNANDO BOYS' GOVERNMENT SCHOOL CRICHLOW STREET SAN FERNANDO	2	101	135	0	238	324
4191	SAN FERNANDO BOYS' GOVERNMENT SCHOOL CRICHLOW STREET SAN FERNANDO	4	156	195	1	356	474
4195	SAN FERNANDO BOYS' GOVERNMENT SCHOOL CRICHLOW STREET SAN FERNANDO	3	83	75	1	162	224
	TOTALS	158	9,864	5,917	56	15,995	21,955

\* Polling Station where the ballots of Special Electors were intermixed (Rule 93, of the Election (Amendment) Rules, 1986).

I hereby certify that the foregoing is a Statement of the Poll showing the number of votes cast for each Candidate, and do on this 11th day of December, 2001 declare PATRICK MANNING elected.

MERLE BAIRD  
Returning Officer  
Electoral District of SAN FERNANDO EAST

Elections to the House of Representatives, 2001  
ELECTORAL DISTRICT OF SAN FERNANDO WEST

POLLING DIVISION	POLLING STATION	VOTES CAST FOR EACH CANDIDATE			REJECTED BALLOTS	VOTES CAST	ELECTORAL LIST
Number	Address	BAKSH, SADIQ U.N.C.	NORMAN FREDERICK TEAM UNITY	SEUKARAN DIANNE D. P.N.M.	Number at each Polling Station	Number at each Polling Station	Number of Names on List by Polling Division
3766	LA ROMAINE R.C. SCHOOL OFF SOUTHERN MAIN ROAD OPPOSITE HEALTH CENTRE	134	4	46	4	188	252
3785	LA ROMAINE R.C. SCHOOL OFF SOUTHERN MAIN ROAD OPPOSITE HEALTH CENTRE	137	2	133	22	294	391
3786	LA ROMAINE R.C. SCHOOL OFF SOUTHERN MAIN ROAD OPPOSITE HEALTH CENTRE	236	8	200	2	446	592
3787	ST BENEDICT'S COLLEGE SOUTHERN MAIN ROAD LA ROMAINE	178	3	134	22	337	445
3790-01	CIPERO R.C. SCHOOL CHURCH STREET RAMBERT VILLAGE	289	6	137	6	438	1,053
3790-02	CIPERO R.C. SCHOOL CHURCH STREET RAMBERT VILLAGE	314	8	83	7	412	
3791	CIPERO R.C. SCHOOL CHURCH STREET RAMBERT VILLAGE	195	7	108	9	319	438
	TOTALS CARRIED FORWARD	1,483	38	841	72	2,434	3,171

Elections to the House of Representatives, 2001  
ELECTORAL DISTRICT OF SAN FERNANDO WEST

POLLING DIVISION	POLLING STATION	VOTES CAST FOR EACH CANDIDATE			REJECTED BALLOTS	VOTES CAST	ELECTORAL LIST
Number	Address	BAKSH, SADIQ U.N.C.	NORMAN FREDERICK TEAM UNITY	SEUKARAN DIANNE D. P.N.M.	Number at each Polling Station	Number at each Polling Station	Number of Names on List by Polling Division
	TOTALS BROUGHT FORWARD	1,483	38	841	72	2,434	3,171
3795-01	SOUTHERN ACADEMY OF SDA PALMISTE BRANCH ROAD DUNCAN VILLAGE, LA ROMAINE	262	5	225	74	566	2,135
3795-02	SOUTHERN ACADEMY OF SDA PALMISTE BRANCH ROAD DUNCAN VILLAGE, LA ROMAINE	322	9	200	16	547	
3795-03	SOUTHERN ACADEMY OF SDA PALMISTE BRANCH ROAD DUNCAN VILLAGE, LA ROMAINE	315	1	151	6	473	
3875-01	SAN FERNANDO GOV'T SECONDARY SCHOOL TODD STREET SAN FERNANDO	256	3	243	20	522	1,308
3875-02	SAN FERNANDO GOV'T SECONDARY SCHOOL TODD STREET SAN FERNANDO	301	9	172	5	487	
3876-01	SAN FERNANDO GOV'T SECONDARY SCHOOL TODD STREET SAN FERNANDO	275	2	206	5	488	1,179
3876-02	SAN FERNANDO GOV'T SECONDARY SCHOOL TODD STREET SAN FERNANDO	301	4	139	15	459	
	TOTALS CARRIED FORWARD	3,515	71	2,177	213	5,976	7,793

## ELECTORAL DISTRICT OF SAN FERNANDO WEST

POLLING DIVISION	POLLING STATION	VOTES CAST FOR EACH CANDIDATE			REJECTED BALLOTS	VOTES CAST	ELECTORAL LIST
Number	Address	BAKSH, SADIQ U.N.C.	NORMAN FREDERICK TEAM UNITY	SEUKARAN DIANNE D. P.N.M.	Number at each Polling Station	Number at each Polling Station	Number of Names on List by Polling Division
	TOTALS BROUGHT FORWARD	3,515	71	2,177	213	5,976	7,793
3877	LA ROMAINE R.C. SCHOOL OFF SOUTHERN MAIN ROAD OPPOSITE HEALTH CENTRE	220	1	115	1	337	451
3975	MARABELLA PRESBYTERIAN CHURCH HALL SOUTHERN MAIN ROAD MARABELLA	177	4	156	2	339	568
3990-01	MARABELLA BOYS E.C. SCHOOL SOUTHERN MAIN ROAD MARABELLA	96	2	142	38	278	877
3990-02	MARABELLA BOYS E.C. SCHOOL SOUTHERN MAIN ROAD MARABELLA	161	1	108	8	278	
3991-01	MARABELLA BOYS E.C. SCHOOL SOUTHERN MAIN ROAD MARABELLA	131	1	152	1	285	956
3991-02	MARABELLA BOYS E.C. SCHOOL SOUTHERN MAIN ROAD MARABELLA	195	7	124	5	331	
3995	MARABELLA BOYS E.C. SCHOOL SOUTHERN MAIN ROAD MARABELLA	84	3	293	10	390	653
	TOTALS CARRIED FORWARD	4,579	90	3,267	278	8,214	11,298

Elections to the House of Representatives, 2001  
ELECTORAL DISTRICT OF SAN FERNANDO WEST

POLLING DIVISION	POLLING STATION	VOTES CAST FOR EACH CANDIDATE			REJECTED BALLOTS	VOTES CAST	ELECTORAL LIST
Number	Address	BAKSH, SADIQ U.N.C.	NORMAN FREDERICK TEAM UNITY	SEUKARAN DIANNE D. P.N.M.	Number at each Polling Station	Number at each Polling Station	Number of Names on List by Polling Division
	TOTALS BROUGHT FORWARD	4,579	90	3,267	278	8,214	11,298
4000	MARABELLA GIRLS E.C. SCHOOL SOUTHERN MAIN ROAD MARABELLA	91	2	144	1	238	377
4030	VISTABELLA PRESBYTERIAN SCHOOL CANE STREET VISTABELLA	84	2	154	1	241	355
4035	VISTABELLA PRESBYTERIAN SCHOOL CANE STREET VISTABELLA	138	1	136	3	278	373
4070	ANSTEY MEMORIAL GIRLS' SCHOOL DRAYTON STREET SAN FERNANDO	80	0	98	3	181	247
4075	SAN FERNANDO BOYS GOVERNMENT SCHOOL CRITCHLOW STREET SAN FERNANDO	90	1	172	4	267	401
4080	SAN FERNANDO BOYS GOVERNMENT SCHOOL CRITCHLOW STREET SAN FERNANDO	6	0	14	57	77	134
4085	GRANTS MEMORIAL PRESBYTERIAN SCHOOL COFFEE STREET SAN FERNANDO	37	0	108	4	149	227
	TOTALS CARRIED FORWARD	5,105	96	4,093	351	9,645	13,412

## ELECTORAL DISTRICT OF SAN FERNANDO WEST

POLLING DIVISION	POLLING STATION	VOTES CAST FOR EACH CANDIDATE			REJECTED BALLOTS	VOTES CAST	ELECTORAL LIST
Number	Address	BAKSH, SADIQ U.N.C.	NORMAN FREDERICK TEAM UNITY	SEUKARAN DIANNE D. P.N.M.	Number at each Polling Station	Number at each Polling Station	Number of Names on List by Polling Division
	TOTALS BROUGHT FORWARD	5,105	96	4,093	351	9,645	13,412
4090	GRANTS MEMORIAL PRESBYTERIAN SCHOOL COFFEE STREET SAN FERNANDO	82	1	168	4	255	369
4100	PRESENTATION COLLEGE CARIB STREET SAN FERNANDO	41	2	88	2	133	195
4101	PRESENTATION COLLEGE CARIB STREET SAN FERNANDO	86	1	167	2	256	352
4105	PRESENTATION COLLEGE CARIB STREET SAN FERNANDO	42	3	63	0	108	169
4110	VISTABELLA PRESBYTERIAN SCHOOL CANE STREET VISTABELLA	148	6	206	6	366	563
4115	VISTABELLA REGIONAL COMPLEX NINTH STREET, OFF MANJACK STREET VISTABELLA	208	4	167	12	391	503
4120	SAN FERNANDO METHODIST SCHOOL MON CHAGRIN STREET SAN FERNANDO	208	10	183	3	404	514
	TOTALS CARRIED FORWARD	5,920	123	5,135	380	11,558	16,077

Elections to the House of Representatives, 2001  
ELECTORAL DISTRICT OF SAN FERNANDO WEST

POLLING DIVISION	POLLING STATION	VOTES CAST FOR EACH CANDIDATE			REJECTED BALLOTS	VOTES CAST	ELECTORAL LIST
Number	Address	BAKSH, SADIQ U.N.C.	NORMAN FREDERICK TEAM UNITY	SEUKARAN DIANNE D. P.N.M.	Number at each Polling Station	Number at each Polling Station	Number of Names on List by Polling Division
	TOTALS BROUGHT FORWARD	5,928	123	5,135	380	11,558	16,077
4125	SAN FERNANDO METHODIST SCHOOL MON CHAGRIN STREET SAN FERNANDO	170	3	196	14	383	538
4130	TRINZUELA SECRETARIAL COLLEGE CHACON STREET SAN FERNANDO	47	1	125	1	174	227
4135	TRINZUELA SECRETARIAL COLLEGE CHACON STREET SAN FERNANDO	59	4	114	0	177	235
4140	SAN FERNANDO METHODIST SCHOOL MON CHAGRIN STREET SAN FERNANDO	55	3	52	6	116	179
4145	SAN FERNANDO BOYS' R.C. SCHOOL HARRIS PROMENADE SAN FERNANDO	13	0	16	2	31	49
merged							
4150	SAN FERNANDO BOYS' R.C. SCHOOL HARRIS PROMENADE SAN FERNANDO	25	0	37	0	62	85
4151-01	NAPARIMA BOYS' COLLEGE PARADISE PASTURE SAN FERNANDO	81	3	393	4	481	1,434
	TOTALS CARRIED FORWARD	6,370	137	6,068	407	12,982	18,824

Elections to the House of Representatives, 2001  
ELECTORAL DISTRICT OF SAN FERNANDO WEST

POLLING DIVISION	POLLING STATION	VOTES CAST FOR EACH CANDIDATE			REJECTED BALLOTS	VOTES CAST	ELECTORAL LIST
Number	Address	BAKSH, SADIQ U.N.C.	NORMAN FREDERICK TEAM UNITY	SEUKARAN DIANNE D. P.N.M.	Number at each Polling Station	Number at each Polling Station	Number of Names on List by Polling Division
	TOTALS BROUGHT FORWARD	6,370	137	6,068	407	12,982	18,824
4151-02	NAPARIMA BOYS' COLLEGE PARADISE PASTURE SAN FERNANDO	118	3	380	7	508	
*4155	SAN FERNANDO BOYS' R.C SCHOOL (NEW) HARRIS PROMENADE SAN FERNANDO	319	1	372	1	693	299
4160	SAN FERNANDO BOYS' R.C SCHOOL (NEW) HARRIS PROMENADE SAN FERNANDO	168	2	76	0	246	362
4165	GRANTS MEMORIAL PRESBYTERIAN SCHOOL COFFEE STREET SAN FERNANDO	92	0	35	1	128	199
4170	SAN FERNANDO BOYS GOVERNMENT SCHOOL CRITCHLOW STREET SAN FERNANDO	161	3	103	3	270	355
4175	SAN FERNANDO SDA PRIMARY SCHOOL POUCHET STREET SAN FERNANDO	162	4	83	0	249	325
4180	SAN FERNANDO SNR COMPREHENSIVE SCHOOL FARAH STREET SAN FERNANDO	78	1	56	2	137	203
	TOTALS CARRIED FORWARD	7,468	151	7,173	421	15,213	20,567

\* Polling Station where the ballots of Special Electors were intermixed (Rule 93, of the Election (Amendment) Rules, 1986).



Elections to the House of Representatives, 2001  
ELECTORAL DISTRICT OF SAN FERNANDO WEST

POLLING DIVISION	POLLING STATION	VOTES CAST FOR EACH CANDIDATE			REJECTED BALLOTS	VOTES CAST	ELECTORAL LIST
Number	Address	BAKSH, SADIQ U.N.C.	NORMAN FREDERICK TEAM UNITY	SEUKARAN DIANNE D. P.N.M.	Number at each Polling Station	Number at each Polling Station	Number of Names on List by Polling Division
	TOTALS BROUGHT FORWARD	7,468	151	7,173	421	15,213	20,567
4181	SAN FERNANDO SNR COMPREHENSIVE SCH FARAH STREET SAN FERNANDO	194	12	279	2	487	675
4182	SAN FERNANDO SNR COMPREHENSIVE SCHOOL FARAH STREET SAN FERNANDO	116	5	95	0	216	295
4185	SAN FERNANDO ASJA PRIMARY SCHOOL PARK STREET SAN FERNANDO	169	4	48	5	226	280
4186	SAN FERNANDO ASJA PRIMARY SCHOOL PARK STREET SAN FERNANDO	134	1	45	2	182	242
	TOTALS	8,081	173	7,640	430	16,324	22,859

I hereby certify that the foregoing is a Statement of the Poll showing the number of votes cast for each Candidate, and do on this 16th day of December, 2001 declare SADIQ BAKSH elected.

AUGUSTINE CASIMIRE  
Returning Officer  
Electoral District of SAN FERNANDO WEST

## ELECTORAL DISTRICT OF SIPARIA

POLLING DIVISION	POLLING STATION	VOTES CAST FOR EACH CANDIDATE			REJECTED BALLOTS	VOTES CAST	ELECTORAL LIST
Number	Address	HARRIPERSAD KATO TEAM UNITY	PERSAD-BISSESSAR, KAMLA U.N.C.	RAMDEEN HORRILAL P.N.M.	Number at each Polling Station	Number at each Polling Station	Number of Names on List by Polling Division
3710-01	MOHESS ROAD HINDU SCHOOL PANOO TRACE DEBE	9	353	3	2	367	1,166
3710-02	MOHESS ROAD HINDU SCHOOL PANOO TRACE DEBE	20	459	3	2	484	
3715-01	MONKEY TOWN GOVERNMENT SCHOOL PAPOURIE ROAD MONKEY TOWN	5	327	11	4	347	949
3715-02	MONKEY TOWN GOVERNMENT SCHOOL PAPOURIE ROAD MONKEY TOWN	5	250	2	0	257	
3720-01	RAMAI TRACE HINDU SCHOOL CONGO VILLAGE TRACE DEBE	9	336	3	1	349	905
3720-02	RAMAI TRACE HINDU SCHOOL CONGO VILLAGE TRACE DEBE	5	307	2	3	317	
3725-01	RAMAI TRACE HINDU SCHOOL CONGO VILLAGE TRACE DEBE	20	439	10	4	473	1,334
	TOTALS CARRIED FORWARD	73	2,471	34	16	2,594	4,354

## Elections to the House of Representatives, 2001

## ELECTORAL DISTRICT OF SIPARIA

POLLING DIVISION	POLLING STATION	VOTES CAST FOR EACH CANDIDATE			REJECTED BALLOTS	VOTES CAST	ELECTORAL LIST
Number	Address	HARRIPERSAD KATO TEAM UNITY	PERSAD-BISSESSAR, KAMLA U.N.C.	RAMDEEN HORRILAL P.N.M.	Number at each Polling Station	Number at each Polling Station	Number of Names on List by Polling Division
	TOTALS BROUGHT FORWARD	73	2,471	34	16	2,594	4,354
3725-02	RAMAI TRACE HINDU SCHOOL CONGO VILLAGE TRACE DEBE	30	452	5	0	487	
4230-01	PENAL GOVERNMENT PRIMARY SCHOOL SAN FERNANDO-SIPARIA-ERIN ROAD PENAL	13	246	2	0	261	934
4230-02	PENAL GOVERNMENT PRIMARY SCHOOL SAN FERNANDO-SIPARIA-ERIN ROAD PENAL	14	313	2	1	330	
4235-01	HOLY FAITH CONVENT OLIVIERRE DRIVE PENAL	13	478	29	1	521	1,430
4235-02	HOLY FAITH CONVENT OLIVIERRE DRIVE PENAL	16	396	25	0	437	
4240-01	CLARKE ROAD HINDU SCHOOL CLARKE ROAD PENAL	12	406	2	0	420	1,161
4240-02	CLARKE ROAD HINDU SCHOOL CLARKE ROAD PENAL	23	390	2	1	416	
	TOTALS CARRIED FORWARD	194	5,152	101	19	5,466	7,879

## ELECTORAL DISTRICT OF SIPARIA

POLLING DIVISION	POLLING STATION	VOTES CAST FOR EACH CANDIDATE			REJECTED BALLOTS	VOTES CAST	ELECTORAL LIST
Number	Address	HARRIPERSAD KATO TEAM UNITY	PERSAD-BISSESSAR, KAMLA U.N.C.	RAMDEEN HORRILAL P.N.M.	Number at each Polling Station	Number at each Polling Station	Number of Names on List by Polling Division
	TOTALS BROUGHT FORWARD	194	5,152	101	19	5,466	7,879
4245-01	CLARKE ROCHARD GOV'T PRIMARY SCHOOL CLARKE ROAD PENAL	28	551	4	2	585	1,416
4245-02	CLARKE ROCHARD GOV'T PRIMARY SCHOOL CLARKE ROAD PENAL	6	404	1	5	416	
4250-01	CLARKE ROCHARD GOV'T PRIMARY SCHOOL CLARKE ROAD PENAL	17	487	38	0	542	1,448
4250-02	CLARKE ROCHARD GOV'T PRIMARY SCHOOL CLARKE ROAD PENAL	4	415	13	5	437	
4255-01	PENAL ROCK ROAD R.C. SCHOOL 8MM PENAL ROCK ROAD PENAL	8	262	60	0	330	1,217
4255-02	PENAL ROCK ROAD R.C. SCHOOL 8MM PENAL ROCK ROAD PENAL	17	379	70	5	471	
4260	PENAL ROCK ROAD HINDU SCHOOL PENAL ROCK ROAD PENAL	39	449	16	5	509	730
	TOTALS CARRIED FORWARD	313	8,099	303	41	8,756	12,690

## ELECTORAL DISTRICT OF SIPARIA

POLLING DIVISION	POLLING STATION	VOTES CAST FOR EACH CANDIDATE			REJECTED BALLOTS	VOTES CAST	ELECTORAL LIST
Number	Address	HARRIPERSAD KATO TEAM UNITY	PERSAD-BISSESSAR, KAMLA U.N.C.	RAMDEEN HORRILAL P.N.M.	Number at each Polling Station	Number at each Polling Station	Number of Names on List by Polling Division
	TOTALS BROUGHT FORWARD	313	8,099	303	41	8,756	12,690
4265-01	PENAL ROCK ROAD HINDU SCHOOL PENAL ROCK ROAD PENAL	26	220	4	0	250	860
4265-02	PENAL ROCK ROAD HINDU SCHOOL PENAL ROCK ROAD PENAL	28	308	3	0	339	
4270-01	CLARKE ROCHARD GOV'T PRIMARY SCHOOL CLARKE ROAD PENAL	7	279	23	1	310	1,060
4270-02	CLARKE ROCHARD GOV'T PRIMARY SCHOOL CLARKE ROAD PENAL	19	344	5	2	370	
4275	CLARKE ROAD HINDU SCHOOL CLARKE ROAD PENAL	22	488	8	1	519	701
4280	PENAL JUNIOR SECONDARY SCHOOL OLIVIERRE DRIVE PENAL	24	272	156	3	455	699
4285	PENAL JUNIOR SECONDARY SCHOOL OLIVIERRE DRIVE PENAL	8	180	279	0	467	714
	TOTALS CARRIED FORWARD	447	10,190	781	48	11,466	16,724

## ELECTORAL DISTRICT OF SIPARIA

POLLING DIVISION	POLLING STATION	VOTES CAST FOR EACH CANDIDATE			REJECTED BALLOTS	VOTES CAST	ELECTORAL LIST
Number	Address	HARRIPERSAD KATO TEAM UNITY	PERSAD-BISSESSAR, KAMLA U.N.C.	RAMDEEN HORRILAL P.N.M.	Number at each Polling Station	Number at each Polling Station	Number of Names on List by Polling Division
	TOTALS BROUGHT FORWARD	447	10,190	781	48	11,466	16,724
4290-01	PENAL JUNIOR SECONDARY SCHOOL OLIVIERRE DRIVE PENAL	5	255	38	2	300	821
4290-02	PENAL JUNIOR SECONDARY SCHOOL OLIVIERRE DRIVE PENAL	14	278	12	1	305	
4295-01	PENAL ROCK ROAD PRESBYTERIAN SCHOOL PENAL ROCK ROAD PENAL	16	217	23	1	257	796
4295-02	PENAL ROCK ROAD PRESBYTERIAN SCHOOL PENAL ROCK ROAD PENAL	2	225	10	0	237	
4300-01	PENAL ROCK ROAD PRESBYTERIAN SCHOOL PENAL ROCK ROAD PENAL	12	201	31	0	244	826
4300-02	PENAL ROCK ROAD PRESBYTERIAN SCHOOL PENAL ROCK ROAD PENAL	19	222	49	0	290	
4305	MORNE DIABLO R.C. SCHOOL SCOTTS ROAD MORNE DIABLO	7	54	179	0	240	408
	TOTALS CARRIED FORWARD	522	11,642	1,123	52	13,339	19,575

## Elections to the House of Representatives, 2001

## ELECTORAL DISTRICT OF SIPARIA

POLLING DIVISION	POLLING STATION	VOTES CAST FOR EACH CANDIDATE			REJECTED BALLOTS	VOTES CAST	ELECTORAL LIST
Number	Address	HARRIPERSAD KATO TEAM UNITY	PERSAD-BISSESSAR, KAMLA U.N.C.	RAMDEEN HORRILAL P.N.M.	Number at each Polling Station	Number at each Polling Station	Number of Names on List by Polling Division
	TOTALS BROUGHT FORWARD	522	11,642	1,123	52	13,339	19,575
4310	MORNE DIABLO R.C. SCHOOL SCOTTS ROAD MORNE DIABLO	18	288	100	1	407	567
4315	MORNE DIABLO R.C. SCHOOL SCOTTS ROAD MORNE DIABLO	14	369	78	4	465	733
4320-01	DAYANAND MEMORIAL VEDIC PRIMARY SCHOOL RAMJOHN AVENUE PENAL	12	171	71	0	254	878
4320-02	DAYANAND MEMORIAL VEDIC PRIMARY SCHOOL RAMJOHN AVENUE PENAL	6	202	50	2	260	
4325	ST. DOMINIC'S R.C. SCHOOL OLIVIERRE DRIVE PENAL	7	174	138	3	322	521
4350	POWER GEN SPORTS CLUB SYNE VILLAGE PENAL	62	308	16	10	396	543
4351	ST. CHRISTOPHER'S A.C. SCHOOL HIGH STREET SIPARIA	9	210	128	2	349	554
	TOTALS CARRIED FORWARD	650	13,264	1,704	74	15,792	23,371

## ELECTORAL DISTRICT OF SIPARIA

POLLING DIVISION	POLLING STATION	VOTES CAST FOR EACH CANDIDATE			REJECTED BALLOTS	VOTES CAST	ELECTORAL LIST
Number	Address	HARRIPERSAD KATO TEAM UNITY	PERSAD-BISSESSAR, KAMLA U.N.C.	RAMDEEN HORRILAL P.N.M.	Number at each Polling Station	Number at each Polling Station	Number of Names on List by Polling Division
	TOTALS BOUGHT FORWARD	650	13,364	1,704	74	15,792	23,371
4360-01	ST CHRISTOPHER'S A.C. SCHOOL HIGH STREET SIPARIA.	3	143	216	2	364	1,196
4360-02	ST CHRISTOPHER'S A.C. SCHOOL HIGH STREET SIPARIA.	2	206	195	0	403	
4455	SIPARIA BOYS R.C. SCHOOL MARY STREET SIPARIA.	1	57	130	0	188	286
*4460	SIPARIA BOYS R.C. SCHOOL MARY STREET SIPARIA.	21	225	224	1	471	234
	TOTALS	677	13,995	2,469	77	17,218	25,087

\* Polling station where the ballots of Special Electors were intermixed (Rule 93, of the Election (Amendment) Rules, 1986).

I hereby certify that the foregoing is a Statement of the Poll showing the number of votes cast for each Candidate, and do on this 11th day of December, 2001 declare KAMLA PERSAD-BISSESSAR elected.

PATRICK PHILLIP  
Returning Officer  
Electoral District of SIPARIA



## Elections to the House of Representatives, 2001

## ELECTORAL DISTRICT OF ST. ANNS EAST

POLLING DIVISION	POLLING STATION	VOTES CAST FOR EACH CANDIDATE			REJECTED BALLOTS	VOTES CAST	ELECTORAL LIST
Number	Address	BLAKE PAUL N.A.R.	CHARLES CARSON U.N.C.	JOSEPH MARTIN P.N.M.	Number at each Polling Station	Number at each Polling Station	Number of Names on List by Polling Division
0920-01	SANTA CRUZ R.C. PRIMARY SCHOOL SADDLE ROAD SANTA CRUZ	0	52	217	0	269	1,659
0920-02	SANTA CRUZ R.C. PRIMARY SCHOOL SADDLE ROAD SANTA CRUZ	4	68	290	11	373	
0920-03	SANTA CRUZ R.C. PRIMARY SCHOOL SADDLE ROAD SANTA CRUZ	0	55	276	9	340	
0925-01	LA PASTORA GOVERNMENT SCHOOL LA PASTORA MAIN ROAD SANTA CRUZ	3	183	196	2	384	1,385
0925-02	LA PASTORA GOVERNMENT SCHOOL LA PASTORA MAIN ROAD SANTA CRUZ	1	251	162	1	415	
0930	TIDCO TOURISM OFFICE NORTH COAST ROAD MARACAS BAY, MARACAS	2	74	89	2	167	343
0935-01	LA PASTORA COMMUNITY CENTRE COR.CAPRIATA & LA PASTORA RDS SANTA CRUZ	3	66	192	1	262	900
	TOTALS CARRIED FORWARD	13	749	1,422	26	2,210	4,287

## ELECTORAL DISTRICT OF ST. ANNS EAST

POLLING DIVISION	POLLING STATION	VOTES CAST FOR EACH CANDIDATE			REJECTED BALLOTS	VOTES CAST	ELECTORAL LIST
Number	Address	BLAKE PAUL N.A.R.	CHARLES CARSON U.N.C.	JOSEPH MARTIN P.N.M.	Number at each Polling Station	Number at each Polling Station	Number of Names on List by Polling Division
	TOTALS BROUGHT FORWARD	13	749	1,422	26	2,210	4,287
0935-02	LA PASTORA COMMUNITY CENTRE COR.CAPRIATA & LA PASTORA RDS SANTA CRUZ	1	90	153	1	245	
0940	SANTA CRUZ R.C. PRIMARY SCHOOL SADDLE ROAD SANTA CRUZ	6	147	345	1	499	735
0945-01	SANTA CRUZ R.C. PRIMARY SCHOOL SADDLE ROAD SANTA CRUZ	2	88	416	4	510	1,532
0945-02	SANTA CRUZ R.C. PRIMARY SCHOOL SADDLE ROAD SANTA CRUZ	2	53	310	2	367	
0950-01	SCHOOL FOR THE BLIND SADDLE ROAD SANTA CRUZ	4	90	283	2	379	2,164
0950-02	SCHOOL FOR THE BLIND SADDLE ROAD SANTA CRUZ	3	93	185	4	285	
0950-03	SCHOOL FOR THE BLIND SADDLE ROAD SANTA CRUZ	6	160	326	2	494	
	TOTALS CARRIED FORWARD	37	1,470	3,440	42	4,989	8,718

Elections to the House of Representatives, 2001  
ELECTORAL DISTRICT OF ST. ANNS EAST

POLLING DIVISION	POLLING STATION	VOTES CAST FOR EACH CANDIDATE			REJECTED BALLOTS	VOTES CAST	ELECTORAL LIST
Number	Address	BLAKE PAUL N.A.R.	CHARLES CARSON U.N.C.	JOSEPH MARTIN P.N.M.	Number at each Polling Station	Number at each Polling Station	Number of Names on List by Polling Division
	TOTALS BROUGHT FORWARD	37	1,470	3,440	42	4,989	8,718
1010-01	SAN JUAN SENIOR COMP. SCHOOL BOURG MULATRESSE SAN JUAN	0	37	290	0	327	1,874
1010-02	SAN JUAN SENIOR COMP. SCHOOL BOURG MULATRESSE SAN JUAN	2	53	278	3	336	
1010-03	SAN JUAN SENIOR COMP. SCHOOL BOURG MULATRESSE SAN JUAN	8	36	303	1	348	
1015-01	SAN JUAN SENIOR COMP. SCHOOL BOURG MULATRESSE SAN JUAN	1	65	288	0	354	2,474
1015-02	SAN JUAN SENIOR COMP. SCHOOL BOURG MULATRESSE SAN JUAN	3	49	295	0	347	
1015-03	SAN JUAN SENIOR COMP. SCHOOL BOURG MULATRESSE SAN JUAN	5	72	244	2	323	
1015-04	SAN JUAN SENIOR COMP. SCHOOL BOURG MULATRESSE SAN JUAN	3	65	212	0	280	
	TOTALS CARRIED FORWARD	59	1,847	5,350	48	7,304	13,066

## Elections to the House of Representatives, 2001

## ELECTORAL DISTRICT OF ST. ANNS EAST

POLLING DIVISION	POLLING STATION	VOTES CAST FOR EACH CANDIDATE			REJECTED BALLOTS	VOTES CAST	ELECTORAL LIST
Number	Address	BLAKE PAUL N.A.R.	CHARLES CARSON U.N.C.	JOSEPH MARTIN P.N.M.	Number at each Polling Station	Number at each Polling Station	Number of Names on List by Polling Division
	TOTALS BROUGHT FORWARD	59	1,847	5,350	48	7,304	13,066
1020-01	BOURG MULATRESSE R.C. SCHOOL BOURG MULATRESSE SAN JUAN	3	80	224	0	307	1,184
1020-02	BOURG MULATRESSE R.C. SCHOOL BOURG MULATRESSE SAN JUAN	4	100	231	0	335	
1025-01	BOURG MULATRESSE R.C. SCHOOL BOURG MULATRESSE SAN JUAN	3	66	232	1	302	1,062
1025-02	BOURG MULATRESSE R.C. SCHOOL BOURG MULATRESSE SAN JUAN	2	75	217	6	300	
1045-01	FORMER SAN JUAN PRIVATE SEC. SCHOOL BUILDING CALVARY HILL SAN JUAN	3	30	194	1	228	797
1045-02	FORMER SAN JUAN PRIVATE SEC. SCHOOL BUILDING CALVARY HILL SAN JUAN	4	37	172	1	214	
1060-01	FORMER SAN JUAN PRIVATE SEC. SCHOOL BUILDING CALVARY HILL SAN JUAN	2	28	243	1	274	808
	TOTALS CARRIED FORWARD	80	2,263	6,863	58	9,264	16,917

Elections to the House of Representatives, 2001  
ELECTORAL DISTRICT OF ST. ANNS EAST

POLLING DIVISION	POLLING STATION	VOTES CAST FOR EACH CANDIDATE			REJECTED BALLOTS	VOTES CAST	ELECTORAL LIST
Number	Address	BLAKE PAUL N.A.R.	CHARLES CARSON U.N.C.	JOSEPH MARTIN P.N.M.	Number at each Polling Station	Number at each Polling Station	Number of Names on List by Polling Division
	TOTALS BROUGHT FORWARD	80	2,263	6,863	58	9,264	16,917
1060-02	FORMER SAN JUAN PRIVATE SEC. SCHOOL BUILDING CALVARY HILL SAN JUAN	2	29	202	3	236	
1065	PAMBERI PANYARD SANTA CRUZ OLD ROAD SAN JUAN	2	85	285	3	375	644
*1090	SAN JUAN GOVERNMENT SECONDARY SCHOOL MOREAU ROAD VIA SADDLE ROAD SAN JUAN	8	206	384	3	601	517
1140-01	SAN JUAN GOVERNMENT SECONDARY SCHOOL MOREAU ROAD VIA SADDLE ROAD SAN JUAN	1	51	317	1	370	1,267
1140-02	SAN JUAN GOVERNMENT SECONDARY SCHOOL MOREAU ROAD VIA SADDLE ROAD SAN JUAN	4	52	268	4	328	
1880-01	MARACAS PRESBYTERIAN SCHOOL ACONO ROAD MARACAS	1	87	236	7	331	1,270
1880-02	MARACAS PRESBYTERIAN SCHOOL ACONO ROAD MARACAS	7	181	205	1	394	
	TOTALS CARRIED FORWARD	105	2,954	8,760	80	11,899	20,615

\* Polling Station where the ballots of Special Electors were intermixed (Rule 93, of the Election (Amendment) Rules, 1986).

## Elections to the House of Representatives, 2001

## ELECTORAL DISTRICT OF ST. ANNS EAST

POLLING DIVISION	POLLING STATION	VOTES CAST FOR EACH CANDIDATE			REJECTED BALLOTS	VOTES CAST	ELECTORAL LIST
Number	Address	BLAKE PAUL N.A.R.	CHARLES CARSON U.N.C.	JOSEPH MARTIN P.N.M.	Number at each Polling Station	Number at each Polling Station	Number of Names on List by Polling Division
	TOTALS BROUGHT FORWARD	105	2,954	8,760	80	11,899	20,615
1885-01	MARACAS R.C. SCHOOL ROYAL ROAD MARACAS	1	96	266	9	372	1,194
1885-02	MARACAS R.C. SCHOOL ROYAL ROAD MARACAS	6	118	232	2	358	
1890-01	MARACAS COMMUNITY CENTRE ROYAL ROAD MARACAS	1	62	204	2	269	833
1890-02	MARACAS COMMUNITY CENTRE ROYAL ROAD MARACAS	1	58	189	1	249	
1895-01	MARACAS COMMUNITY CENTRE ROYAL ROAD MARACAS	6	79	234	2	321	962
1895-02	MARACAS COMMUNITY CENTRE ROYAL ROAD MARACAS	6	86	194	1	287	
1905	LAS CUEVAS GOVERNMENT SCHOOL LAS CUEVAS	0	46	168	2	216	454
	TOTALS	126	3,499	10,247	99	13,971	24,058

I hereby certify that the foregoing is a Statement of the Poll showing the number of votes cast for each Candidate, and do on this 11th day of December 2001, declare MARTIN JOSEPH elected.

TERRANCE JURAWAN  
Returning Officer  
Electoral District of ST. ANNS EAST

## ELECTORAL DISTRICT OF ST. AUGUSTINE

POLLING DIVISION	POLLING STATION	VOTES CAST FOR EACH CANDIDATE			REJECTED BALLOTS	VOTES CAST	ELECTORAL LIST
Number	Address	BART-ALEXANDER KAREN TEAM UNITY	MAHARAJ MERU P.N.M.	YETMING GERALD U.N.C.	Number at each Polling Station	Number at each Polling Station	Number of Names on List by Polling Division
1545	CUREPE ANGLICAN SCHOOL BELLE SMYTHE STREET CUREPE.	4	88	154	1	247	367
1550	CUREPE ANGLICAN SCHOOL BELLE SMYTHE STREET CUREPE.	6	162	60	1	229	356
1555	FATIMA R.C. SCHOOL BUSHE STREET CUREPE	7	136	251	0	394	580
1560	FATIMA R.C. SCHOOL BUSHE STREET CUREPE	6	108	185	3	302	452
1565-01	CUREPE PRESBYTERIAN SCHOOL LYNDON STREET CUREPE	7	77	246	1	331	1,001
1565-02	CUREPE PRESBYTERIAN SCHOOL LYNDON STREET CUREPE	5	47	268	0	320	
1570	CUREPE PRESBYTERIAN SCHOOL LYNDON STREET CUREPE	8	108	373	1	490	724
	TOTALS CARRIED FORWARD	43	726	1,537	7	2,313	3,480

## Elections to the House of Representatives, 2001

## ELECTORAL DISTRICT OF ST. AUGUSTINE

POLLING DIVISION	POLLING STATION	VOTES CAST FOR EACH CANDIDATE			REJECTED BALLOTS	VOTES CAST	ELECTORAL LIST
Number	Address	BART-ALEXANDER KAREN TEAM UNITY	MAHARAJ MERU P.N.M.	YETMING GERALD U.N.C.	Number at each Polling Station	Number at each Polling Station	Number of Names on List by Polling Division
	TOTALS BROUGHT FORWARD	43	726	1,537	7	2,313	3,480
1575-01	ST AUGUSTINE GIRLS' HIGH SCHOOL EVANS STREET CUREPE	3	135	190	0	328	1,017
1575-02	ST AUGUSTINE GIRLS' HIGH SCHOOL EVANS STREET CUREPE	12	95	222	3	332	
1580-01	ST AUGUSTINE GIRLS' HIGH SCHOOL EVANS STREET CUREPE	3	48	216	2	269	817
1580-02	ST AUGUSTINE GIRLS' HIGH SCHOOL EVANS STREET CUREPE	3	27	227	1	258	
1585-01	ST AUGUSTINE GIRLS' HIGH SCHOOL EVANS STREET CUREPE	3	10	242	0	255	860
1585-02	ST AUGUSTINE GIRLS' HIGH SCHOOL EVANS STREET CUREPE	2	14	319	1	336	
	TOTALS CARRIED FORWARD	69	1,055	2,953	14	4,091	6,174



Elections to the House of Representatives, 2001  
ELECTORAL DISTRICT OF ST. AUGUSTINE

POLLING DIVISION	POLLING STATION	VOTES CAST FOR EACH CANDIDATE			REJECTED BALLOTS	VOTES CAST	ELECTORAL LIST
Number	Address	BART-ALEXANDER KAREN TEAM UNITY	MAHARAJ MERU P.N.M.	YETMING GERALD U.N.C.	Number at each Polling Station	Number at each Polling Station	Number of Names on List by Polling Division
	TOTALS BROUGHT FORWARD	69	1,055	2,953	14	4,091	6,174
1590-01	ST AUGUSTINE COMMUNITY CENTRE FREEMAN ROAD ST AUGUSTINE (SOUTH)	4	20	341	0	365	1,353
1590-02	ST AUGUSTINE COMMUNITY CENTRE FREEMAN ROAD ST AUGUSTINE (SOUTH)	7	14	557	1	579	
1600-01	SIMBHONNATH CAPILDEO T/PUNA HINDU SCHOOL PASEA EXTENSION ROAD TUNAPUNA	10	26	478	2	516	1,674
1600-02	SIMBHONNATH CAPILDEO T/PUNA HINDU SCHOOL PASEA EXTENSION ROAD TUNAPUNA	8	8	457	1	474	
1600-03	SIMBHONNATH CAPILDEO T/PUNA HINDU SCHOOL PASEA EXTENSION ROAD TUNAPUNA	4	4	213	0	221	
1605	WORKS DEPARTMENT U.W.I. ST AUGUSTINE	2	72	132	0	206	348
*1650	LUCIA'S PRIVATE SCHOOL ST. AUGUSTINE CIRCULAR ROAD ST AUGUSTINE	5	284	184	3	476	435
	TOTALS CARRIED FORWARD	109	1,483	5,315	21	6,928	9,884

\* Polling Station where the ballots of Special Electors were intermixed (Rule 93, of the Election (Amendment) Rules, 1986).

## Elections to the House of Representatives, 2001

## ELECTORAL DISTRICT OF ST. AUGUSTINE

POLLING DIVISION	POLLING STATION	VOTES CAST FOR EACH CANDIDATE			REJECTED BALLOTS	VOTES CAST	ELECTORAL LIST
Number	Address	BART-ALEXANDER KAREN TEAM UNITY	MAHARAJ MERU P.N.M.	YETMING GERALD U.N.C.	Number at each Polling Station	Number at each Polling Station	Number of Names on List by Polling Division
	TOTALS BROUGHT FORWARD	109	1,483	5,315	21	6,928	9,884
1655	TUNAPUNA COMMUNITY CENTRE CENTENARY STREET TUNAPUNA	8	81	199	0	288	432
1660-01	TUNAPUNA GOVERNMENT SCHOOL PASEA MAIN ROAD TUNAPUNA	7	52	281	1	341	817
1660-02	TUNAPUNA GOVERNMENT SCHOOL PASEA MAIN ROAD TUNAPUNA	4	14	256	0	274	
1665	TUNAPUNA GOVERNMENT SCHOOL PASEA MAIN ROAD TUNAPUNA	6	48	486	0	540	739
1720	TUNAPUNA COMMUNITY CENTRE CENTENARY STREET TUNAPUNA	6	110	154	0	270	391
1725-01	TUNAPUNA BOYS' R.C. SCHOOL PICTON STREET TUNAPUNA	5	98	244	0	347	897
1725-02	TUNAPUNA BOYS' R.C. SCHOOL PICTON STREET TUNAPUNA	2	54	199	0	255	
	TOTALS CARRIED FORWARD	147	1,940	7,134	22	9,243	13,160

Elections to the House of Representatives, 2001  
ELECTORAL DISTRICT OF ST. AUGUSTINE

POLLING DIVISION	POLLING STATION	VOTES CAST FOR EACH CANDIDATE			REJECTED BALLOTS	VOTES CAST	ELECTORAL LIST
Number	Address	BART-ALEXANDER KAREN TEAM UNITY	MAHARAJ MERU P.N.M.	YETMING GERALD U.N.C.	Number at each Polling Station	Number at each Polling Station	Number of Names on List by Polling Division
	TOTALS BROUGHT FORWARD	147	1,940	7,134	22	9,243	13,160
1730	EL DORADO SOUTH HINDU SCHOOL WILKINSON STREET EL DORADO	2	101	164	1	268	386
1731	TUNAPUNA BOYS' R.C. SCHOOL PICTON STREET TUNAPUNA	7	347	55	0	409	643
1735	EL DORADO SOUTH HINDU SCHOOL WILKINSON STREET EL DORADO	5	85	271	2	363	512
1740-01	ST MARY'S AC SCHOOL EASTERN MAIN ROAD TACARIGUA	14	225	93	0	332	888
1740-02	ST MARY'S AC SCHOOL EASTERN MAIN ROAD TACARIGUA	5	193	129	0	327	
1741-01	ST MARY'S AC SCHOOL EASTERN MAIN ROAD TACARIGUA	5	181	182	3	371	1,048
1741-02	ST MARY'S AC SCHOOL EASTERN MAIN ROAD TACARIGUA	10	112	240	3	365	
	TOTALS CARRIED FORWARD	195	3,184	8,268	31	11,678	16,637

## Elections to the House of Representatives, 2001

## ELECTORAL DISTRICT OF ST. AUGUSTINE

POLLING DIVISION	POLLING STATION	VOTES CAST FOR EACH CANDIDATE			REJECTED BALLOTS	VOTES CAST	ELECTORAL LIST
Number	Address	BART-ALEXANDER KAREN TEAM UNITY	MAHARAJ MERU P.N.M.	YETMING GERALD U.N.C.	Number at each Polling Station	Number at each Polling Station	Number of Names on List by Polling Division
	TOTALS BROUGHT FORWARD	195	3,184	8,268	31	11,678	16,637
1745	EL DORADO SOUTH HINDU SCHOOL WILKINSON STREET EL DORADO	6	17	483	1	507	670
1746	TACARIGUA HIGH LIFT STATION MACOYA GARDENS PHASE 3 TUNAPUNA	5	283	33	0	321	466
1785-01	TACARIGUA PRESBYTERIAN SCHOOL EASTERN MAIN ROAD TACARIGUA	4	281	143	1	429	1,842
1785-02	TACARIGUA PRESBYTERIAN SCHOOL EASTERN MAIN ROAD TACARIGUA	6	276	196	1	479	
1785-03	TACARIGUA PRESBYTERIAN SCHOOL EASTERN MAIN ROAD TACARIGUA	6	271	206	2	485	
1787-01	DINSLEY/TRINCITY GOVT. PRIMARY SCHOOL COR. MONTAGUE AVE. & TRINCITY BOULEVARD - TRINCITY	13	437	99	0	549	1,475
1787-02	DINSLEY/TRINCITY GOVT. PRIMARY SCHOOL COR. MONTAGUE AVE. & TRINCITY BOULEVARD - TRINCITY	5	419	123	0	547	
	TOTALS CARRIED FORWARD	240	5,168	9,551	36	14,995	21,090

## Elections to the House of Representatives, 2001

## ELECTORAL DISTRICT OF ST. AUGUSTINE

POLLING DIVISION	POLLING STATION	VOTES CAST FOR EACH CANDIDATE			REJECTED BALLOTS	VOTES CAST	ELECTORAL LIST
Number	Address	BART-ALEXANDER KAREN TEAM UNITY	MAHARAJ MERU P.N.M.	YETMING GERALD U.N.C.	Number at each Polling Station	Number at each Polling Station	Number of Names on List by Polling Division
	TOTALS BROUGHT FORWARD	240	5,168	9,551	36	14,995	21,090
1795-01	ST HELENA PRESBYTERIAN SCHOOL ST HELENA	3	34	268	0	305	973
1795-02	ST HELENA PRESBYTERIAN SCHOOL ST HELENA	6	16	361	0	383	
	TOTALS	249	5,218	10,180	36	15,683	22,063

I hereby certify that the foregoing is a Statement of the Poll showing the number of votes cast for each Candidate, and do on this 11th day of December, 2001  
declare GERALD YETMING elected.

OUSMAN ALI  
Returning Officer  
Electoral District of ST. AUGUSTINE

## Elections to the House of Representatives, 2001

## ELECTORAL DISTRICT OF ST. JOSEPH

POLLING DIVISION	POLLING STATION	VOTES CAST FOR EACH CANDIDATE			REJECTED BALLOTS	VOTES CAST	ELECTORAL LIST
Number	Address	JOHN CARLOS L.R. U.N.C.	MOHAMMED KAYAM P.N.M.	MOHAMMED SAIEED TEAM UNITY	Number at each Polling Station	Number at each Polling Station	Number of Names on List by Polling Division
1030	W.A.S.A. CENTRE FOR MANPOWER DEV. FARM ROAD ST JOSEPH	111	228	4	0	343	523
1031-01	MOUNT D'OR GOVERNMENT SCHOOL MOUNT D'OR ROAD CHAMPS FLEURS	54	217	3	0	274	909
1031-02	MOUNT D'OR GOVERNMENT SCHOOL MOUNT D'OR ROAD CHAMPS FLEUR	65	257	2	2	326	
1035-01	WEST INDIAN TOBACCO SPORTS CLUB MOUNT D'OR ROAD CHAMPS FLEUR	95	273	1	0	369	1,385
1035-02	WEST INDIAN TOBACCO SPORTS CLUB MOUNT D'OR ROAD CHAMPS FLEUR	142	269	11	1	423	
1040	MT LAMBERT/MT HOPE COMMUNITY CENTRE COMMUNITY DRIVE, MT. HOPE	161	310	7	0	478	726
	TOTALS CARRIED FORWARD	628	1,554	28	3	2,213	3,543

## Elections to the House of Representatives, 2001

## ELECTORAL DISTRICT OF ST. JOSEPH

POLLING DIVISION	POLLING STATION	VOTES CAST FOR EACH CANDIDATE			REJECTED BALLOTS	VOTES CAST	ELECTORAL LIST
Number	Address	JOHN CARLOS L.R. U.N.C.	MOHAMMED KAYAM P.N.M.	MOHAMMED SAIEED TEAM UNITY	Number at each Polling Station	Number at each Polling Station	Number of Names on List by Polling Division
	TOTALS BROUGHT FORWARD	628	1,554	28	3	2,213	3,543
1041	MT HOPE JUNIOR SECONDARY SCHOOL MAINGOT STREET MT HOPE	61	441	3	2	507	688
1042	MT LAMBERT/MT HOPE COMMUNITY CENTRE COMMUNITY DRIVE, MT. HOPE	75	266	5	0	346	499
1046	MT HOPE JUNIOR SECONDARY SCHOOL MAINGOT STREET MT HOPE	62	299	1	2	364	578
1050	FORMER SAN JUAN PRIVATE SEC. SCHOOL BUILDING CALVARY HILL SAN JUAN	20	174	2	1	197	283
1055	TRINIDAD HARMONY FRIENDLY SOCIETY BROOME STREET NORTH PETIT BOURG, SAN JUAN	92	272	1	1	366	556
1070	ST JOHN THE BAPTIST RC CHURCH HALL ST JOSEPH STREET SAN JUAN	141	188	5	1	335	471
1075	SAN JUAN BOYS' R.C. SCHOOL CEMETERY STREET SAN JUAN	77	95	4	0	176	256
	TOTALS CARRIED FORWARD	1,156	3,289	49	10	4,504	6,874

## Elections to the House of Representatives, 2001

## ELECTORAL DISTRICT OF ST. JOSEPH

POLLING DIVISION	POLLING STATION	VOTES CAST FOR EACH CANDIDATE			REJECTED BALLOTS	VOTES CAST	ELECTORAL LIST
Number	Address	JOHN CARLOS L.R. U.N.C.	MOHAMMED KAYAM P.N.M.	MOHAMMED SAIEED TEAM UNITY	Number at each Polling Station	Number at each Polling Station	Number of Names on List by Polling Division
	TOTALS BROUGHT FORWARD	1,156	3,289	49	10	4,504	6,874
1080	SAN JUAN BOYS' R.C. SCHOOL CEMETERY STREET SAN JUAN	167	106	4	1	278	417
1085	SAN JUAN GIRLS' R.C. SCHOOL CEMETERY STREET SAN JUAN	292	44	1	0	337	470
1450	GHANDI MEMORIAL VEDIC SCHOOL ARANGUEZ MAIN ROAD ARANGUEZ	274	89	1	0	364	504
1455	GHANDI MEMORIAL VEDIC SCHOOL ARANGUEZ MAIN ROAD ARANGUEZ	196	14	0	0	210	253
1460-01	ARANGUEZ GOVERNMENT SCHOOL MARY STREET ARANGUEZ	257	46	2	2	307	886
1460-02	ARANGUEZ GOVERNMENT SCHOOL MARY STREET ARANGUEZ	348	26	2	1	377	
	TOTALS CARRIED FORWARD	2,690	3,614	59	14	6,377	9,404



## ELECTORAL DISTRICT OF ST. JOSEPH

POLLING DIVISION	POLLING STATION	VOTES CAST FOR EACH CANDIDATE			REJECTED BALLOTS	VOTES CAST	ELECTORAL LIST
Number	Address	JOHN CARLOS L.R. U.N.C.	MOHAMMED KAYAM P.N.M.	MOHAMMED SAIED TEAM UNITY	Number at each Polling Station	Number at each Polling Station	Number of Names on List by Polling Division
	TOTALS BROUGHT FORWARD	2,690	3,614	59	14	6,377	9,404
1465-01	ARANGUEZ JUNIOR SECONDARY SCHOOL BOUNDARY ROAD EXTENSION ARANGUEZ	563	38	9	1	611	1,498
1465-02	ARANGUEZ JUNIOR SECONDARY SCHOOL BOUNDARY ROAD EXTENSION ARANGUEZ	533	21	8	5	567	
1470	ARANGUEZ HINDU SCHOOL CHOOTOO STREET ARANGUEZ	452	1	2	0	455	605
1475	ARANGUEZ HINDU SCHOOL CHOOTOO STREET ARANGUEZ	229	6	1	2	238	303
1480	MT LAMBERT R.C. SCHOOL 8TH STREET MT LAMBERT.	72	222	0	0	294	432
1485	MT LAMBERT R.C. SCHOOL 8TH STREET MT LAMBERT	144	196	9	0	349	516
1490	MT LAMBERT R.C. SCHOOL 8TH STREET MT LAMBERT	77	168	1	0	246	342
	TOTALS CARRIED FORWARD	4,760	4,266	89	22	9,137	13,100

## Elections to the House of Representatives, 2001

## ELECTORAL DISTRICT OF ST. JOSEPH

POLLING DIVISION	POLLING STATION	VOTES CAST FOR EACH CANDIDATE			REJECTED BALLOTS	VOTES CAST	ELECTORAL LIST
Number	Address	JOHN CARLOS L.R. U.N.C.	MOHAMMED KAYAM P.N.M.	MOHAMMED SAIED TEAM UNITY	Number at each Polling Station	Number at each Polling Station	Number of Names on List by Polling Division
	TOTALS BROUGHT FORWARD	4,760	4,266	89	22	9,137	13,100
1495	MT LAMBERT R.C. SCHOOL, 8TH STREET MT LAMBERT	98	187	3	1	289	428
1496	CIPRIANI LABOUR COLLEGE VALSAYN NORTH VALSAYN	163	107	6	1	277	414
1500	BAMBOO GROVE PRESBYTERIAN SCHOOL BAMBOO SETTLEMENT NO 1 URIAH BUTLER HIGHWAY	461	8	6	2	477	603
1501	BAMBOO GROVE PRESBYTERIAN SCHOOL BAMBOO SETTLEMENT NO 1 URIAH BUTLER HIGHWAY	563	14	16	0	593	766
1505-01	VALSAYN TEACHERS' COLLEGE SOUTHERN MAIN ROAD CUREPE	340	196	17	1	554	2,290
1505-02	VALSAYN TEACHERS' COLLEGE SOUTHERN MAIN ROAD CUREPE	389	132	22	1	544	
1505-03	VALSAYN TEACHERS' COLLEGE SOUTHERN MAIN ROAD CUREPE	368	162	13	2	545	
	TOTALS CARRIED FORWARD	7,142	5,072	172	30	12,416	17,601

## Elections to the House of Representatives, 2001

## ELECTORAL DISTRICT OF ST. JOSEPH

POLLING DIVISION	POLLING STATION	VOTES CAST FOR EACH CANDIDATE			REJECTED BALLOTS	VOTES CAST	ELECTORAL LIST
Number	Address	JOHN CARLOS L.R. U.N.C.	MOHAMMED KAYAM P.N.M.	MOHAMMED SAIEED TEAM UNITY	Number at each Polling Station	Number at each Polling Station	Number of Names on List by Polling Division
	TOTALS BROUGHT FORWARD	7,142	5,072 <sup>*</sup>	172	30	12,416	17,601
*1506-01	CIPRIANI LABOUR COLLEGE VALSAYN NORTH VALSAYN	257	295	12	0	564	1,719
1506-02	CIPRIANI LABOUR COLLEGE VALSAYN NORTH VALSAYN	231	116	10	1	358	
1506-03	CIPRIANI LABOUR COLLEGE VALSAYN NORTH VALSAYN	337	111	13	0	461	
1510	W.A.S.A. CENTRE FOR MANPOWER DEV. FARM ROAD ST JOSEPH	257	324	10	3	594	870
1515-01	ST JOSEPH COLLEGE RICHMOND STREET ST JOSEPH	116	163	5	0	284	798
1515-02	ST JOSEPH COLLEGE RICHMOND STREET ST JOSEPH	149	146	4	2	301	
1520	ST JOSEPH GIRLS' R.C. SCHOOL RICHMOND STREET ST JOSEPH	147	253	1	1	402	572
	TOTALS	8,636	6,480	227	37	15,380	21,560

\* Polling Station where the ballots of Special Electors were intermixed (Rule 93, of the Election (Amendment) Rules, 1986).

## Elections to the House of Representatives, 2001

## ELECTORAL DISTRICT OF ST. JOSEPH

POLLING DIVISION	POLLING STATION	VOTES CAST FOR EACH CANDIDATE			REJECTED BALLOTS	VOTES CAST	ELECTORAL LIST
Number	Address	JOHN CARLOS L.R. U.N.C.	MOHAMMED KAYAM P.N.M.	MOHAMMED SAIEED TEAM UNITY	Number at each Polling Station	Number at each Polling Station	Number of Names on List by Polling Division
	TOTALS BOUGHT FORWARD	8,636	6,480	227	37	15,380	21,560
1525	ST JOSEPH GIRLS' R.C. SCHOOL RICHMOND STREET ST JOSEPH	116	149	4	0	269	372
1530	ST JOSEPH GIRLS' R.C. SCHOOL RICHMOND STREET ST JOSEPH	72	164	11	0	247	357
	TOTALS	8,824	6,793	242	37	15,896	22,289

I hereby certify that the foregoing is a Statement of the Poll showing the number of votes cast for each Candidate, and do on this 11th day of December, 2001  
declare CARLOS L.R. JOHN elected.

EVELYN PERSAD  
Returning Officer  
Electoral District of ST. JOSEPH

## Elections to the House of Representatives, 2001

## ELECTORAL DISTRICT OF TABAQUITE

POLLING DIVISION	POLLING STATION	VOTES CAST FOR EACH CANDIDATE			REJECTED BALLOTS	VOTES CAST	ELECTORAL LIST
Number	Address	MUNGALSINGH GARNET TEAM UNITY	NANAN ADESH C. U.N.C.	SAHAI JAIMUNGAL P. P.N.M.	Number at each Polling Station	Number at each Polling Station	Number of Names on List by Polling Division
2640	TORRIB TRACE PRESBYTERIAN SCHOOL TORRIB TABAQUITE ROAD TORRIB TRACE	20	307	100	1	428	619
2641	TABAQUITE COMPOSITE SCHOOL MANUEL JUNCTION, GUARACARA TABAQUITE ROAD, TABAQUITE	10	236	151	1	398	669
2645-01	TABAQUITE R.C. SCHOOL SAND HILL ROAD TABAQUITE	5	103	109	0	217	771
2645-02	TABAQUITE R.C. SCHOOL SAND HILL ROAD TABAQUITE	10	161	91	0	262	
*2650	TABAQUITE EARLY CHILDHOOD EDUCATION BOARD GUARACARA TABAQUITE ROAD TABAQUITE	20	269	221	2	512	400
2655	FLANAGIN TOWN R.C. SCHOOL BRASSO-CAPARO VALLEY ROAD FLANAGIN TOWN	6	159	118	2	285	509
3025-01	TABAQUITE COMPOSITE SCHOOL MANUEL JUNCTION, GUARACARA TABAQUITE ROAD, TABAQUITE	11	162	73	0	246	831
	TOTALS CARRIED FORWARD	82	1,397	863	6	2,348	3,799

\* Polling Station where the ballots of Special Electors were intermixed (Rule 93, of the Election (Amendment) Rules, 1986).

## Elections to the House of Representatives, 2001

## ELECTORAL DISTRICT OF TABAQUITE

POLLING DIVISION	POLLING STATION	VOTES CAST FOR EACH CANDIDATE			REJECTED BALLOTS	VOTES CAST	ELECTORAL LIST
Number	Address	MUNGALSINGH GARNET TEAM UNITY	NANAN ADESH C, U.N.C.	SAHAI JAIMUNGAL P. P.N.M.	Number at each Polling Station	Number at each Polling Station	Number of Names on List by Polling Division
	TOTALS BROUGHT FORWARD	82	1,397	863	6	2,348	3,799
3025-02	TABAQUITE COMPOSITE SCHOOL, MANUEL JUNCTION, GUARACARA TABAQUITE ROAD, TABAQUITE	13	194	61	0	268	
3030	GRAN COUYA R.C. SCHOOL, MAIN ROAD, PEPPER VILLAGE GRAN COUYA	6	148	21	0	175	314
3075	COUYA/TABAQUITE/TALPARO CORP. OFFICE, MAIN ROAD GRAN COUYA	14	101	33	0	148	284
3080	TORTUGA GOVERNMENT SCHOOL, CEDAR HILL ROAD TORTUGA	31	252	59	0	342	533
3240	MT PLEASANT GOVERNMENT SCHOOL, SOLEDAD ROAD NORTH CLAXTON BAY	16	304	33	0	353	469
3245-01	FORRES PARK SERVOL LIFE CENTRE, CEDAR HILL ROAD FORRES PARK	11	252	19	2	284	846
3245-02	FORRES PARK SERVOL LIFE CENTRE, CEDAR HILL ROAD FORRES PARK	8	319	12	0	339	
	TOTALS CARRIED FORWARD	181	2,967	1,101	8	4,257	6,245

## Elections to the House of Representatives, 2001

## ELECTORAL DISTRICT OF TABAQUITE

POLLING DIVISION	POLLING STATION	VOTES CAST FOR EACH CANDIDATE			REJECTED BALLOTS	VOTES CAST	ELECTORAL LIST
Number	Address	MUNGALSINGH GARNET TEAM UNITY	NANAN ADESH C, U.N.C.	SAHAI JAIMUNGAL P. P.N.M.	Number at each Polling Station	Number at each Polling Station	Number of Names on List by Polling Division
	TOTALS BROUGHT FORWARD	181	2,967	1,101	8	4,257	6,245
3259-01	MAYO R.C. SCHOOL MAYO VILLAGE	11	189	73	0	273	947
3259-02	MAYO R.C. SCHOOL MAYO VILLAGE	13	238	38	1	290	
3255	GUARACARA HINDU SCHOOL GUARACARA JUNCTION GUARACARA	13	208	46	6	273	483
3260	PIPARO PRESBYTERIAN SCHOOL PASCUAL ROAD PIPARO	9	336	29	1	375	589
3261	PIPARO PRESBYTERIAN SCHOOL PASCUAL ROAD PIPARO	13	350	16	2	381	602
3265	RIVERSDALE PRESBYTERIAN SCHOOL GUARACARA TABAQUITE ROAD RIVERSDALE, WILLIAMSVILLE	17	400	69	0	486	773
	TOTALS CARRIED FORWARD	257	4,688	1,372	18	6,335	9,639

## Elections to the House of Representatives, 2001

## ELECTORAL DISTRICT OF TABAQUITE

POLLING DIVISION	POLLING STATION	VOTES CAST FOR EACH CANDIDATE			REJECTED BALLOTS	VOTES CAST	ELECTORAL LIST
Number	Address	MUNGALSINGH GARNET TEAM UNITY	NANAN ADESH C. U.N.C.	SAHAI JAIMUMGAL P. P.N.M.	Number at each Polling Station	Number at each Polling Station	Number of Names on List by Polling Division
	TOTALS BROUGHT FORWARD	257	4,688	1,372	18	6,335	9,639
3266	RIVERSDALE PRESBYTERIAN SCHOOL GUARACARA TABAQUITE ROAD RIVERSDALE, WILLIAMSVILLE	15	218	103	0	336	485
3270-01	BONNE AVENTURE PRESBYTERIAN SCHOOL SCHOOL TRACE BONNE AVENTURE	19	257	116	8	400	1,235
3270-02	BONNE AVENTURE PRESBYTERIAN SCHOOL SCHOOL TRACE BONNE AVENTURE	14	322	41	0	377	
3275-01	BONNE AVENTURE PRESBYTERIAN SCHOOL SCHOOL TRACE BONNE AVENTURE	14	190	123	0	327	953
3275-02	BONNE AVENTURE PRESBYTERIAN SCHOOL SCHOOL TRACE BONNE AVENTURE	11	286	33	1	331	
3280-01	BONNE AVENTURE PRESBYTERIAN SCHOOL SCHOOL TRACE BONNE AVENTURE	12	204	203	0	419	1,323
3280-02	BONNE AVENTURE PRESBYTERIAN SCHOOL SCHOOL TRACE BONNE AVENTURE	15	309	163	1	488	
	TOTALS CARRIED FORWARD	357	6,474	2,154	28	9,013	13,635



## ELECTORAL DISTRICT OF TABAQUITE

POLLING DIVISION	POLLING STATION	VOTES CAST FOR EACH CANDIDATE			REJECTED BALLOTS	VOTES CAST	ELECTORAL LIST
Number	Address	MUNGALSINGH GARNET TEAM UNITY	NANAN ADESH C, U.N.C.	SAHAI JAIMUNGAL P. P.N.M.	Number at each Polling Station	Number at each Polling Station	Number of Names on List by Polling Division
	TOTALS BROUGHT FORWARD	357	6,474	2,154	28	9,013	13,635
3350	GASPARILLO HINDU SCHOOL RAMSAWAK MAHARAJ TRACE GASPARILLO	18	353	129	0	500	752
3351	GASPARILLO COMPOSITE SCHOOL BONNE AVENTURE ROAD HAPPY HILL, GASPARILLO	28	249	195	1	473	701
3352	GASPARILLO GOVERNMENT SCHOOL CHURCH STREET GASPARILLO	30	325	99	1	455	611
3353-01	GASPARILLO COMPOSITE SCHOOL BONNE AVENTURE ROAD HAPPY HILL, GASPARILLO	8	124	127	0	259	787
3353-02	GASPARILLO COMPOSITE SCHOOL BONNE AVENTURE ROAD HAPPY HILL, GASPARILLO	7	159	73	2	241	
3355-01	HAPPY HILL HINDU SCHOOL BONNE AVENTURE ROAD GASPARILLO	13	184	145	0	342	1,012
3355-02	HAPPY HILL HINDU SCHOOL BONNE AVENTURE ROAD GASPARILLO	4	215	87	1	307	
	TOTALS CARRIED FORWARD	465	8,083	3,009	33	11,590	17,498

## Elections to the House of Representatives, 2001

## ELECTORAL DISTRICT OF TABAQUITE

POLLING DIVISION	POLLING STATION	VOTES CAST FOR EACH CANDIDATE			REJECTED BALLOTS	VOTES CAST	ELECTORAL LIST
Number	Address	MUNGALSINGH GARNET TEAM UNITY	NANAN ADESH C. U.N.C.	SAHAI JAIMUMGAL P. P.N.M.	Number at each Polling Station	Number at each Polling Station	Number of Names on List by Polling Division
	TOTALS BROUGHT FORWARD	465	8,083	3,009	33	11,590	17,498
3360-01	GASPARILLO COMPOSITE SCHOOL BONNE AVENTURE ROAD HAPPY HILL, GASPARILLO	29	296	63	1	389	1,088
3360-02	GASPARILLO COMPOSITE SCHOOL BONNE AVENTURE ROAD HAPPY HILL, GASPARILLO	28	293	31	1	353	
3365-01	WHITELAND COMMUNITY CENTRE COROSAL ROAD WHITELAND	25	342	143	3	513	1,415
3365-02	WHITELAND COMMUNITY CENTRE COROSAL ROAD WHITELAND	16	388	62	1	467	
3374	PALMYRA (S.D.M.S.) HINDU SCHOOL NAFARIMA-MAYARO ROAD PALMYRA VILLAGE	5	261	35	1	302	471
3375-01	REFORM PRESBYTERIAN SCHOOL GUARACARA-TABAQUITE ROAD REFORM VILLAGE	13	336	31	1	381	1,099
3375-02	REFORM PRESBYTERIAN SCHOOL GUARACARA-TABAQUITE ROAD REFORM VILLAGE	4	332	16	1	353	
	TOTALS CARRIED FORWARD	585	10,331	3,390	42	14,348	21,571

## Elections to the House of Representatives, 2001

## ELECTORAL DISTRICT OF TABAQUITE

POLLING DIVISION	POLLING STATION	VOTES CAST FOR EACH CANDIDATE			REJECTED BALLOTS	VOTES CAST	ELECTORAL LIST
Number	Address	MUNGALSINGH GARNET TEAM UNITY	NANAN ADESH C. U.N.C.	SAHAI JAIMUMGAL P. P.N.M.	Number at each Polling Station	Number at each Polling Station	Number of Names on List by Polling Division
	TOTALS BROUGHT FORWARD	585	10,331	3,390	42	14,348	21,571
3380	WILLIAMSVILLE JUNIOR SEC SCHOOL GUARACARA-TABAQUITE ROAD WILLIAMSVILLE	26	413	10	3	452	635
3385	IERE VILLAGE GOVERNMENT SCHOOL NAPARIMA-MAYARO ROAD IERE VILLAGE	20	247	40	0	307	416
3386-01	IERE VILLAGE GOVERNMENT SCHOOL NAPARIMA-MAYARO ROAD IERE VILLAGE	17	264	35	0	316	1,133
3386-02	IERE VILLAGE GOVERNMENT SCHOOL NAPARIMA-MAYARO ROAD IERE VILLAGE	14	360	37	0	411	
3625-01	IERE VILLAGE GOVERNMENT SCHOOL NAPARIMA-MAYARO ROAD IERE VILLAGE	6	229	41	1	277	834
3625-02	IERE VILLAGE GOVERNMENT SCHOOL NAPARIMA-MAYARO ROAD IERE VILLAGE	14	247	28	1	290	
	TOTALS	682	12,091	3,581	47	16,401	24,589

I hereby certify that the foregoing is a Statement of the Poll showing the number of votes cast for each Candidate, and do on this 11th day of December, 2001  
declare ADESH CURTIS NANAN elected.

BARBARA RAYMOND  
Returning Officer  
Electoral District of TABAQUITE

## Elections to the House of Representatives, 2001

## ELECTORAL DISTRICT OF TOBAGO EAST

POLLING STATION	POLLING STATION	VOTES CAST FOR EACH CANDIDATE			REJECTED BALLOTS	VOTES CAST	ELECTORAL LIST
Number	Address	DAVIDSON JEFFERSON G. N.A.R.	JOB EUDINE P.N.M.	JOHN JEARLEAN U.N.C.	Number at each Polling Station	Number at each Polling Station	Number of Names on List by Polling Division
4905-01	MT GRACE COMMUNITY CENTRE COR. MT GRACE TRACE & PROVIDENCE ROAD MT GRACE	64	178	10	0	252	1,008
4905-02	MT GRACE COMMUNITY CENTRE COR. MT GRACE TRACE & PROVIDENCE ROAD MT GRACE	69	146	15	0	230	
4910-01	ST ANDREWS ANGLICAN SCHOOL CALDER HALL ROAD CALDER HALL	39	150	17	1	207	830
4910-02	ST ANDREWS ANGLICAN SCHOOL CALDER HALL ROAD CALDER HALL	43	134	7	2	186	
*4915	SCARBOROUGH METHODIST SCHOOL PICTON STREET SCARBOROUGH	102	266	30	3	401	273
4920-01	SCARBOROUGH R.C. SCHOOL HAY STREET SCARBOROUGH	68	187	18	5	278	1,108
4920-02	SCARBOROUGH R.C. SCHOOL HAY STREET SCARBOROUGH	62	198	21	1	282	
	TOTALS CARRIED FORWARD	447	1,259	118	12	1,836	3,219

\* Polling Station where the ballots of Special Electors were intermixed (Rule 93, of the Election (Amendment) Rules, 1986).

## Elections to the House of Representatives, 2001

## ELECTORAL DISTRICT OF TOBAGO EAST

POLLING STATION	POLLING STATION	VOTES CAST FOR EACH CANDIDATE			REJECTED BALLOTS	VOTES CAST	ELECTORAL LIST
Number	Address	DAVIDSON JEFFERSON G. N.A.R.	JOB EUDINE P.N.M.	JOHN JEARLEAN U.N.C.	Number at each Polling Station	Number at each Polling Station	Number of Names on List by Polling Division
	TOTALS BROUGHT FORWARD	447	1,259	118	12	1,836	3,219
4925	HOPE ANGLICAN PRIMARY SCHOOL SCHOOL ROAD HOPE VILLAGE	116	133	27	0	276	538
4930	MT ST GEORGE METHODIST PRIMARY SCHOOL NO. 2 VILLAGE STREET MT ST GEORGE	73	142	29	1	245	528
4935	MT ST GEORGE METHODIST PRIMARY SCHOOL NO 2 VILLAGE STREET MT ST GEORGE	62	199	57	4	322	706
4940-01	MASON HALL GOV'T PRIMARY SCHOOL NORTHSIDE ROAD MASON HALL	113	122	6	0	241	859
4940-02	MASON HALL GOV'T PRIMARY SCHOOL NORTHSIDE ROAD MASON HALL	91	91	11	0	193	
4945-01	ST. ANDREWS ANGLICAN SCHOOL CALDER HALL ROAD CALDER HALL	10	67	7	0	84	800
4945-02	MASON HALL COMMUNITY CENTRE NORTHSIDE ROAD MASON HALL	96	130	8	0	234	
	TOTALS CARRIED FORWARD	1,008	2,143	263	17	3,431	6,650

## Elections to the House of Representatives, 2001

## ELECTORAL DISTRICT OF TOBAGO EAST

POLLING STATION	POLLING STATION	VOTES CAST FOR EACH CANDIDATE			REJECTED BALLOTS	VOTES CAST	ELECTORAL LIST
Number	Address	DAVIDSON JEFFERSON G. N.A.R.	JOB EUDINE P.N.M.	JOHN JEARLEAN U.N.C.	Number at each Polling Station	Number at each Polling Station	Number of Names on List by Polling Division
	TOTALS BROUGHT FORWARD	1,008	2,143	263	17	3,431	6,650
4946	MASON HALL GOV'T PRIMARY SCHOOL NORTHSIDE ROAD MASON HALL	117	190	14	11	332	663
4975	MORIAH COMMUNITY CENTRE NORTHSIDE ROAD MORIAH	97	207	4	1	309	631
4976	MORIAH COMMUNITY CENTRE NORTHSIDE ROAD MORIAH	29	78	2	3	112	224
4980	DES VIGNES ROAD GOV'T PRIMARY SCHOOL DES VIGNES ROAD	77	79	3	0	159	343
4985	CASTARA COMMUNITY CENTRE NORTHSIDE ROAD CASTARA	57	88	3	0	148	406
4990	PARLATUVIER ANGLICAN SCHOOL NORTHSIDE ROAD PARLATUVIER	35	84	8	0	127	245
4995-01	BLOODY BAY COMMUNITY CENTRE NORTHSIDE ROAD BLOODY BAY	18	39	2	0	59	259
	TOTALS CARRIED FORWARD	1,438	2,908	299	32	4,677	9,421

## Elections to the House of Representatives, 2001

## ELECTORAL DISTRICT OF TOBAGO EAST

POLLING STATION	POLLING STATION	VOTES CAST FOR EACH CANDIDATE			REJECTED BALLOTS	VOTES CAST	ELECTORAL LIST
Number	Address	DAVIDSON JEFFERSON G. N.A.R.	JOB EUDINE P.N.M.	JOHN JEARLEAN U.N.C.	Number at each Polling Station	Number at each Polling Station	Number of Names on List by Polling Division
	TOTALS BROUGHT FORWARD	1,438	2,908	299	32	4,677	9,421
4995-02	L'ANSE FOURMI METHODIST SCHOOL NORTHSIDE ROAD L'ANSE FOURMI	29	65	2	1	97	
5000	CHARLOTTEVILLE METHODIST SCHOOL SPRING STREET CHARLOTTEVILLE	17	71	82	0	170	294
5005	CHARLOTTEVILLE METHODIST SCHOOL SPRING STREET CHARLOTTEVILLE	46	232	78	4	360	608
5010	ST JOHN'S ANGLICAN SCHOOL WINDWARD ROAD SPEYSIDE	94	168	70	5	337	774
5020	DELAFORD ROMAN CATHOLIC PRIMARY SCHOOL WINDWARD ROAD DELAFORD	50	117	22	0	189	380
5025	DELAFORD COMMUNITY CENTRE WINDWARD ROAD DELAFORD	50	60	16	0	126	273
	TOTALS CARRIED FORWARD	1,724	3,621	569	42	5,956	11,750

## Elections to the House of Representatives, 2001

## ELECTORAL DISTRICT OF TOBAGO EAST

POLLING STATION	POLLING STATION	VOTES CAST FOR EACH CANDIDATE			REJECTED BALLOTS	VOTES CAST	ELECTORAL LIST
Number	Address	DAVIDSON JEFFERSON G. N.A.R.	JOB EUDINE P.N.M.	JOHN JEARLEAN U.N.C.	Number at each Polling Station	Number at each Polling Station	Number of Names on List by Polling Division
	TOTALS BROUGHT FORWARD	1,724	3,621	569	42	5,956	11,750
5030	ST. PAUL'S ANGLICAN SCHOOL WINDWARD ROAD DELAFOURD	82	130	27	4	243	472
5035-01	EBENEZER METHODIST PRIMARY SCHOOL WINDWARD ROAD BETSY'S HOPE	88	88	46	1	223	903
5035-02	EBENEZER METHODIST PRIMARY SCHOOL WINDWARD ROAD BETSY'S HOPE	72	98	51	7	228	
5040	ST BARNABAS ANGLICAN SCHOOL UNION STREET ROXBOROUGH	101	169	55	2	327	734
5045	BELLE GARDEN COMMUNITY CENTRE WINDWARD ROAD BELLE GARDEN	54	107	47	3	211	530
5050	ST EDWARD'S ANGLICAN PRIMARY SCHOOL WINDWARD ROAD BELLE GARDEN	55	155	49	4	263	580
	TOTALS CARRIED FORWARD	2,176	4,368	844	63	7,451	14,969



## Elections to the House of Representatives, 2001

## ELECTORAL DISTRICT OF TOBAGO EAST

POLLING STATION	POLLING STATION	VOTES CAST FOR EACH CANDIDATE			REJECTED BALLOTS	VOTES CAST	ELECTORAL LIST
Number	Address	DAVIDSON JEFFERSON G. N.A.R.	JOB EUDINE P.N.M.	JOHN JEARLEAN U.N.C.	Number at each Polling Station	Number at each Polling Station	Number of Names on List by Polling Division
	TOTALS BROUGHT FORWARD	2,176	4,368	844	63	7,451	14,969
5055	JOHN ROBERTS S.D.A PRIMARY SCHOOL BUSHY PARK TRACE GLAMORGAN	46	75	68	1	190	453
5060	ST MARY'S ANGLICAN PRIMARY SCHOOL WINDWARD ROAD PEMBROKE	68	180	87	2	337	732
5065-01	GOODWOOD METHODIST PRIMARY SCHOOL WINDWARD ROAD GOODWOOD	44	114	24	1	183	835
5065-02	GOODWOOD METHODIST PRIMARY SCHOOL WINDWARD ROAD GOODWOOD	50	129	43	1	223	
	TOTALS	2,384	4,866	1,066	68	8,384	16,989

I hereby certify that the foregoing is a Statement of the Poll showing the number of votes cast for each Candidate, and do on this 11th day of December, 2001  
declare EUDINE JOB elected.

RAWLE MITCHELL  
Returning Officer  
Electoral District of TOBAGO EAST

## Elections to the House of Representatives, 2001

## ELECTORAL DISTRICT OF TOBAGO WEST

POLLING DIVISION	POLLING STATION	VOTES CAST FOR EACH CANDIDATE			REJECTED BALLOTS	VOTES CAST	ELECTORAL LIST
Number	Address	CALLENDER STANFORD P.N.M.	CHARLES HOCHOY A. N.A.R.	RAMSEY-MOORE BEVERLEY C. U.N.C.	Number at each Polling Station	Number at each Polling Station	Number of Names on List by Polling Division
4845	BON ACCORD GOV'T PRIMARY SCHOOL MILFORD ROAD BON ACCORD	238	56	24	0	318	594
4846	BON ACCORD GOV'T PRIMARY SCHOOL MILFORD ROAD BON ACCORD	215	97	24	0	336	728
4847	BON ACCORD SECONDARY CENTRE MILFORD ROAD BON ACCORD	191	140	30	1	362	767
4850	BON ACCORD SECONDARY SCHOOL MILFORD ROAD BON ACCORD	241	99	24	1	365	755
4851	BON ACCORD SECONDARY CENTRE MILFORD ROAD BON ACCORD	188	72	7	1	268	527
4855-01	ST PATRICK ANGLICAN PRIMARY SCHOOL ST PATRICK CHURCH ROAD MT PLEASANT	185	33	16	0	234	915
4855-02	ST PATRICK ANGLICAN PRIMARY SCHOOL ST PATRICK CHURCH ROAD MT PLEASANT	155	38	33	1	227	
	TOTALS CARRIED FORWARD	1,413	535	158	4	2,110	4,286

## ELECTORAL DISTRICT OF TOBAGO WEST

POLLING DIVISION	POLLING STATION	VOTES CAST FOR EACH CANDIDATE			REJECTED BALLOTS	VOTES CAST	ELECTORAL LIST
Number	Address	CALLENDER STANFORD P.N.M.	CHARLES HOCHOY A. N.A.R.	RAMSEY-MOORE BEVERLEY C. U.N.C.	Number at each Polling Station	Number at each Polling Station	Number of Names on List by Polling Division
	TOTALS BROUGHT FORWARD	1,413	535	158	4	2,110	4,286
4856	ST PATRICK ANGLICAN PRIMARY SCHOOL, ST PATRICK CHURCH ROAD MT PLEASANT	262	50	28	0	340	658
4857	BUCCOO HEALTH CENTRE BUCCOO	144	30	6	0	180	301
4860	BUCCOO WORSHIP CENTRE BUCCOO	191	17	4	2	214	385
4865-01	BETHEL COMMUNITY CENTRE BETHEL/HOPETON ROAD BETHEL	83	114	17	2	216	980
4865-02	BETHEL COMMUNITY CENTRE BETHEL/HOPETON ROAD BETHEL	104	143	15	1	263	
4870-01	BLACK ROCK GOV'T PRIMARY SCHOOL HOPETON TRACE BLACK ROCK	196	49	42	0	287	1,028
4870-02	BLACK ROCK GOV'T PRIMARY SCHOOL HOPETON TRACE BLACK ROCK	157	30	52	2	241	
	TOTALS CARRIED FORWARD	2,550	968	322	11	3,851	7,638

## Elections to the House of Representatives, 2001

## ELECTORAL DISTRICT OF TOBAGO WEST

POLLING DIVISION	POLLING STATION	VOTES CAST FOR EACH CANDIDATE			REJECTED BALLOTS	VOTES CAST	ELECTORAL LIST
Number	Address	CALLENDER STANFORD P.N.M.	CHARLES HOCHOV A. N.A.R.	RAMSEY-MOORE BEVERLEY C. U.N.C.	Number at each Polling Station	Number at each Polling Station	Number of Names on List by Polling Division
	TOTALS BROUGHT FORWARD	2,550	968	322	11	3,851	7,638
4875-01	MT GOMERY GOVERNMENT PRIMARY SCHOOL. MT GOMERY LOCAL ROAD BETHEL	283	108	22	2	415	1,550
4875-02	MT GOMERY GOVERNMENT PRIMARY SCHOOL. MT GOMERY LOCAL ROAD BETHEL	246	118	19	1	384	
4880	SIGNAL HILL SENIOR COMP. SCHOOL SIGNAL HILL ROAD SIGNAL HILL	230	143	11	1	385	722
4881-01	PATIENCE HILL GOV'T PRIMARY SCHOOL WINCHESTER TRACE PATIENCE HILL	172	53	4	3	232	803
4881-02	PATIENCE HILL GOV'T PRIMARY SCHOOL WINCHESTER TRACE PATIENCE HILL	154	43	7	1	205	
4885-01	LAMBEAU ANGLICAN PRIMARY SCHOOL LAMBEAU VILLAGE STREET LAMBEAU	166	26	23	0	215	943
4885-02	LAMBEAU ANGLICAN PRIMARY SCHOOL LAMBEAU VILLAGE STREET LAMBEAU	165	40	26	0	231	
	TOTALS CARRIED FORWARD	3,966	1,499	434	19	5,918	11,656

## Elections to the House of Representatives, 2001

## ELECTORAL DISTRICT OF TOBAGO WEST

POLLING DIVISION	POLLING STATION	VOTES CAST FOR EACH CANDIDATE			REJECTED BALLOTS	VOTES CAST	ELECTORAL LIST
Number	Address	Calender Stanford P.N.M.	Charles Hochoy A. N.A.R.	Ramsey-Moore Beverley C. U.N.C.	Number at each Polling Station	Number at each Polling Station	Number of Names on List by Polling Division
	TOTALS BROUGHT FORWARD	3,966	1,499	434	19	5,918	11,656
*4886	LAMBEAU ANGLICAN PRIMARY SCHOOL, LAMBEAU VILLAGE STREET LAMBEAU	288	90	18	6	402	217
4890	BISHOP'S HIGH SCHOOL MT MARIE ROAD SCARBOROUGH	168	34	27	3	232	471
4891	BISHOP'S HIGH SCHOOL MT MARIE ROAD SCARBOROUGH	226	65	11	0	302	680
4895-01	WHIM COMMUNITY CENTRE PLYMOUTH ROAD UNION VILLAGE	196	117	17	1	331	1,199
4895-02	WHIM COMMUNITY CENTRE PLYMOUTH ROAD UNION VILLAGE	186	70	11	0	267	
4900-01	HARMON'S S.D.A. HIGH SCHOOL NORTHSIDE ROAD ROCKLEY VALE SCARBOROUGH	173	52	16	0	241	944
4900-02	HARMON'S S.D.A. HIGH SCHOOL NORTHSIDE ROAD ROCKLEY VALE SCARBOROUGH	136	42	14	0	192	
	TOTALS CARRIED FORWARD	5,339	1,969	548	29	7,885	15,167

\* Polling station where the ballots of Special Electors were intermixed (Rule 93, of the Election (Amendment) Rules, 1986)

## Elections to the House of Representatives, 2001

## ELECTORAL DISTRICT OF TOBAGO WEST

POLLING DIVISION	POLLING STATION	VOTES CAST FOR EACH CANDIDATE			REJECTED BALLOTS	VOTES CAST	ELECTORAL LIST
Number	Address	CALLENDER STANFORD P.N.M.	CHARLES HOCHOY A. N.A.R.	RAMSEY-MOORE BEVERLEY C. U.N.C.	Number at each Polling Station	Number at each Polling Station	Number of Names on List by Polling Division
	TOTALS BROUGHT FORWARD	5,339	1,969	548	29	7,885	15,167
4950	WHIM ANGLICAN PRIMARY SCHOOL. PLYMOUTH ROAD MARY'S HILL	119	61	10	0	190	493
4951	LES COTEAUX COMMUNITY CENTRE ARNOS VALE ROAD LES COTEAUX	69	76	8	0	153	300
4955-01	ST DAVID'S ANGLICAN PRIMARY SCHOOL COR SHELLBOURNE & COMMISSIONER STREETS PLYMOUTH	170	39	9	1	219	762
4955-02	ST DAVID'S ANGLICAN PRIMARY SCHOOL COR SHELLBOURNE & COMMISSIONER STREETS PLYMOUTH	158	44	7	0	209	
4960-01	BETHESDA GOV'T PRIMARY SCHOOL ARNOS VALE ROAD, PLYMOUTH	132	92	12	2	238	793
4960-02	BETHESDA GOV'T PRIMARY SCHOOL ARNOS VALE ROAD, PLYMOUTH	114	89	5	2	210	
4965	LES COTEAUX COMMUNITY CENTRE ARNOS VALE ROAD LES COTEAUX	107	106	5	1	219	461
	TOTALS CARRIED FORWARD	6,208	2,476	604	35	9,323	17,976

## Elections to the House of Representatives, 2001

## ELECTORAL DISTRICT OF TOBAGO WEST

POLLING DIVISION	POLLING STATION	VOTES CAST FOR EACH CANDIDATE			REJECTED BALLOTS	VOTES CAST	ELECTORAL LIST
Number	Address	CALLENDER STANFORD P.N.M.	CHARLES HOCHOY A. N.A.R.	RAMSEY-MOORE BEVERLEY C. U.N.C.	Number at each Polling Station	Number at each Polling Station	Number of Names on List by Polling Division
	TOTALS BOUGHT FORWARD	6,208	2,476	604	35	9,323	17,976
4970-01	GOLDEN LANE GOV'T PRIMARY SCHOOL COTTAGE TRACE GOLDEN LANE	86	189	5	1	281	923
4970-02	GOLDEN LANE GOV'T PRIMARY SCHOOL COTTAGE TRACE GOLDEN LANE	65	149	8	1	223	
	TOTALS	6,359	2,814	617	37	9,827	18,899

I hereby certify that the foregoing is a Statement of the Poll showing the number of votes cast for each Candidate, and do on this 11th day of December, 2001  
declare STANFORD CALLENDER elected.

ESTHER BENJAMIN  
Returning Officer  
Electoral District of TOBAGO WEST

## Elections to the House of Representatives, 2001.

## ELECTORAL DISTRICT OF TOCO / MANZANILLA

POLLING DIVISION	POLLING STATION	VOTES CAST FOR EACH CANDIDATE			REJECTED BALLOTS	VOTES CAST	ELECTORAL LIST
Number	Address	AGUILLERA SOLOMON TEAM UNITY	ALS MICHAEL U.N.C.	BOYNES, ROGER J. P.N.M.	Number at each Polling Station	Number at each Polling Station	Number of Names on List by Polling Division
2100-01	VALENCIA GOV'T R.C. PRIMARY SCHOOL FLAMBOYANT CRESCENT VALENCIA	5	104	307	5	416	1,389
2100-02	VALENCIA GOV'T R.C. PRIMARY SCHOOL FLAMBOYANT CRESCENT VALENCIA	10	88	371	1	470	
2101-01	VALENCIA GOV'T R.C. PRIMARY SCHOOL FLAMBOYANT CRESCENT VALENCIA	4	89	216	2	311	1,051
2101-02	VALENCIA GOV'T R.C. PRIMARY SCHOOL FLAMBOYANT CRESCENT VALENCIA	7	112	185	2	306	
2105	CUMACA R.C. PRIMARY SCHOOL CUMACA VILLAGE CUMACA	2	9	20	0	31	72
2110	MATELOT R.C. SCHOOL MATELOT	3	31	114	0	148	307
2115	GRAND RIVIERE A.C. SCHOOL GRAND RIVIERE	1	74	98	1	174	248
	TOTALS CARRIED FORWARD	27	507	1,311	11	1,856	3,067



## ELECTORAL DISTRICT OF TOCO / MANZANILLA

POLLING DIVISION	POLLING STATION	VOTES CAST FOR EACH CANDIDATE			REJECTED BALLOTS	VOTES CAST	ELECTORAL LIST
Number	Address	AGUILLERA SOLOMON TEAM UNITY	ALS MICHAEL U.N.C.	BOYNES, ROGER J. P.N.M.	Number at each Polling Station	Number at each Polling Station	Number of Names on List by Polling Division
	TOTALS BROUGHT FORWARD	27	507	1,311	11	1,856	3,067
2120	MONTE VIDEO GOVERNMENT SCHOOL COX STREET MONTE VIDEO	0	12	29	0	41	79
2125	CUMANA A.C. SCHOOL HUTTON STREET CUMANA	1	48	260	3	312	448
2130	SANS SOUCI R.C. SCHOOL GEORGE STREET SANS SOUCI	5	46	196	2	249	439
2135	L'ANSE NOIR MORAVIAN SCHOOL L'ANSE NOIR VIA TOCO	5	34	154	0	193	332
2140	TOCO COMPOSITE SCHOOL GALERA ROAD TOCO	2	52	290	3	347	582
2145	TOCO COMPOSITE SCHOOL GALERA ROAD TOCO	2	35	290	1	328	559
2150	CUMANA R.C. SCHOOL TOCO MAIN ROAD CUMANA	2	67	141	3	213	316
	TOTALS CARRIED FORWARD	44	801	2,671	23	3,539	5,822

## Elections to the House of Representatives, 2001.

## ELECTORAL DISTRICT OF TOCO / MANZANILLA

POLLING DIVISION	POLLING STATION	VOTES CAST FOR EACH CANDIDATE			REJECTED BALLOTS	VOTES CAST	ELECTORAL LIST
Number	Address	AGUILLERA SOLOMON TEAM UNITY	ALS MICHAEL U.N.C.	BOYNES, ROGER J. P.N.M.	Number at each Polling Station	Number at each Polling Station	Number of Names on List by Polling Division
	TOTALS BROUGHT FORWARD	44	801	2,671	23	3,539	5,822
2155	RAMPANALGAS R.C. SCHOOL TOCO MAIN ROAD RAMPANALGAS	6	87	94	1	188	293
2160	SALIBIA GOVERNMENT SCHOOL TOCO MAIN ROAD SALIBIA	0	21	65	0	86	151
2165	MATURA GOVERNMENT SCHOOL TOCO MAIN ROAD MATURA	3	98	125	2	228	372
2170	MATURA GOVERNMENT SCHOOL TOCO MAIN ROAD MATURA	3	88	141	1	233	422
2175-01	NORTH OROPOUCHE R.C. SCHOOL VEGA DE OROPOUCHE	3	219	165	0	387	1,167
2175-02	NORTH OROPOUCHE R.C. SCHOOL VEGA DE OROPOUCHE	4	312	98	11	425	
2180-01	NORTH EASTERN COLLEGE GRAHAM TRACE SANGRE GRANDE	3	164	351	1	519	1,541
	TOTALS CARRIED FORWARD	66	1,790	3,710	39	5,605	9,768

## Elections to the House of Representatives, 2001.

## ELECTORAL DISTRICT OF TOCO / MANZANILLA

POLLING DIVISION	POLLING STATION	VOTES CAST FOR EACH CANDIDATE			REJECTED BALLOTS	VOTES CAST	ELECTORAL LIST
Number	Address	AGUILLERA SOLOMON TEAM UNITY	ALS MICHAEL U.N.C.	BOYNES, ROGER J. P.N.M.	Number at each Polling Station	Number at each Polling Station	Number of Names on List by Polling Division
	TOTALS BROUGHT FORWARD	66	1,790 <sup>3</sup>	3,710	39	5,605	9,768
2180-02	NORTH EASTERN COLLEGE GRAHAM TRACE SANGRE GRANDE	6	304	291	4	605	
2185-01	VALENCIA SOUTH GOV'T PRIMARY SCHOOL ALEXANDER STREET VALENCIA	10	174	242	4	430	2,156
2185-02	VALENCIA SOUTH GOV'T PRIMARY SCHOOL ALEXANDER STREET VALENCIA	13	160	188	1	362	
2185-03	VALENCIA SOUTH GOV'T PRIMARY SCHOOL ALEXANDER STREET VALENCIA	5	230	234	0	469	
2205-01	GUAICO GOVERNMENT PRIMARY SCHOOL EASTERN MAIN ROAD GUAICO	6	92	251	1	350	1,647
2205-02	GUAICO GOVERNMENT PRIMARY SCHOOL EASTERN MAIN ROAD GUAICO	5	159	207	0	371	
2205-03	GUAICO GOVERNMENT PRIMARY SCHOOL EASTERN MAIN ROAD GUAICO	6	168	169	2	345	
	TOTALS CARRIED FORWARD	117	3,077	5,292	51	8,537	13,571

## Elections to the House of Representatives, 2001.

## ELECTORAL DISTRICT OF TOCO / MANZANILLA

POLLING DIVISION	POLLING STATION	VOTES CAST FOR EACH CANDIDATE			REJECTED BALLOTS	VOTES CAST	ELECTORAL LIST
Number	Address	AGUILLERA SOLOMON TEAM UNITY	ALS MICHAEL U.N.C.	BOYNES, ROGER J. P.N.M.	Number at each Polling Station	Number at each Polling Station	Number of Names on List by Polling Division
	TOTALS BROUGHT FORWARD	117	3,077	5,292	51	8,537	13,571
2210-01	GUAICO GOVERNMENT PRIMARY SCHOOL. EASTERN MAIN ROAD GUAICO	4	184	190	6	384	1,110
2210-02	GUAICO GOVERNMENT PRIMARY SCHOOL. EASTERN MAIN ROAD GUAICO	4	217	126	0	347	
2215-01	SANGRE GRANDE S.D.A. PRIMARY SCHOOL OJOE ROAD SANGRE GRANDE	1	133	172	1	307	888
2215-02	SANGRE GRANDE S.D.A. PRIMARY SCHOOL OJOE ROAD SANGRE GRANDE	3	190	130	1	324	
2216	SANGRE GRANDE HINDU SCHOOL ROUSEAU STREET SANGRE GRANDE	4	194	143	0	341	465
2220	BATES MEMORIAL HIGH SCHOOL (SDA) ADVENTIST STREET SANGRE GRANDE	7	181	147	1	336	461
2225	CUNAPO (ST FRANCIS) R C PRIMARY SCHOOL BRIERLEY STREET SANGRE GRANDE	7	158	163	1	329	469
	TOTALS CARRIED FORWARD	147	4,334	6,363	61	10,905	16,964

Elections to the House of Representatives, 2001.  
ELECTORAL DISTRICT OF TOCO / MANZANILLA

POLLING DIVISION	POLLING STATION	VOTES CAST FOR EACH CANDIDATE			REJECTED BALLOTS	VOTES CAST	ELECTORAL LIST
Number	Address	AGUILLERA SOLOMON TEAM UNITY	ALS MICHAEL U.N.C.	BOYNES, ROGER J. P.N.M.	Number at each Polling Station	Number at each Polling Station	Number of Names on List by Polling Division
	TOTALS BROUGHT FORWARD	147	4,334 <sup>*</sup>	6,363	61	10,905	16,964
*2230	CUNAPO (ST FRANCIS) R C PRIMARY SCHOOL BRIERLEY STREET SANGRE GRANDE	8	177	390	2	577	206
2235	SANGRE GRANDE CULTURAL CENTRE SUKHRAM STREET SANGRE GRANDE	4	137	272	1	414	555
2240-01	SANGRE GRANDE JUNIOR SEC. SCHOOL GRAHAM TRACE SANGRE GRANDE	3	147	340	0	490	2,120
2240-02	SANGRE GRANDE JUNIOR SEC. SCHOOL GRAHAM TRACE SANGRE GRANDE	2	145	342	3	492	
2240-03	SANGRE GRANDE JUNIOR SEC. SCHOOL GRAHAM TRACE SANGRE GRANDE	4	206	284	4	498	
2245	SANGRE GRANDE CULTURAL CENTRE SUKHRAM STREET SANGRE GRANDE	3	236	308	1	548	794
2250-01	SANGRE GRANDE GOV'T PRIMARY SCHOOL OROPUCHE ROAD SANGRE GRANDE	8	252	229	2	491	1,344
	TOTALS CARRIED FORWARD	179	5,634	8,528	74	14,415	21,983

\* Polling Station where the ballots of Special Electors were intermixed (Rule 93, of the Election (Amendment) Rules, 1986).

## Elections to the House of Representatives, 2001.

## ELECTORAL DISTRICT OF TOCO / MANZANILLA

POLLING DIVISION	POLLING STATION	VOTES CAST FOR EACH CANDIDATE			REJECTED BALLOTS	VOTES CAST	ELECTORAL LIST
Number	Address	AGUILLERA SOLOMON TEAM UNITY	ALS MICHAEL U.N.C.	BOYNES, ROGER J. P.N.M.	Number at each Polling Station	Number at each Polling Station	Number of Names on List by Polling Division
	TOTALS BROUGHT FORWARD	179	5,634	8,528	74	14,415	21,983
2259-02	SANGRE GRANDE GOV'T PRIMARY SCHOOL OROPOUCHE ROAD SANGRE GRANDE	4	287	179	0	470	
2255	NORTH OROPOUCHE GOVERNMENT SCHOOL RILEY LAND SETTLEMENT ROAD FISHING POND	7	384	145	4	540	730
2260	FISHING POND PRESBYTERIAN SCHOOL 5 1/2 MM FISHING POND	4	380	106	0	490	695
2265	FISHING POND PRESBYTERIAN SCHOOL 5 1/2 MM FISHING POND	5	75	121	1	202	268
2270	CAIGUAL R.C. SCHOOL CAIGUAL	0	125	51	3	179	249
2275	SANGRE CHIQUITO PRESBYTERIAN SCHOOL EASTERN MAIN ROAD SANGRE CHIQUITO	6	120	56	0	182	237
2280-01	ST ANDREW'S REG COMM LIFE CENTRE EASTERN MAIN ROAD UPPER SANGRE GRANDE	7	182	244	1	434	1,178
	TOTALS CARRIED FORWARD	212	7,187	9,430	83	16,912	25,340

Elections to the House of Representatives, 2001.  
ELECTORAL DISTRICT OF TOCO / MANZANILLA

POLLING DIVISION	POLLING STATION	VOTES CAST FOR EACH CANDIDATE			REJECTED BALLOTS	VOTES CAST	ELECTORAL LIST
Number	Address	AGUILLERA SOLOMON TEAM UNITY	ALS MICHAEL U.N.C.	BOYNES, ROGER J. P.N.M.	Number at each Polling Station	Number at each Polling Station	Number of Names on List by Polling Division
	TOTALS BROUGHT FORWARD	217	7,187	9,430	83	16,917	25,340
2280-02	ST ANDREW'S REG COMM LIFE CENTRE EASTERN MAIN ROAD UPPER SANGRE GRANDE	4	213	174	6	397	
2330	MANZANILLA GOVERNMENT SCHOOL EASTERN MAIN ROAD MANZANILLA	1	45	87	0	133	188
2335	NORTH MANZANILLA GOVERNMENT SCHOOL NORTH MANZANILLA MANZANILLA	1	11	143	0	155	225
2340	MANZANILLA SUB-DIST WORKS DEPT OFFICE EASTERN MAIN ROAD MANZANILLA	1	53	253	0	307	425
	TOTALS	224	7,599	10,087	89	17,909	26,178

I hereby certify that the foregoing is a Statement of the Poll showing the number of votes cast for each Candidate, and do on this 11th day of December, 2001 declare ROGER BOYNES elected.

KAZIM MOHAMMED  
Returning Officer  
Electoral District of TOCO / MANZANILLA

## Elections to the House of Representatives, 2001

## ELECTORAL DISTRICT OF TUNAPUNA

POLLING DIVISION	POLLING STATION	VOTES CAST FOR EACH CANDIDATE			REJECTED BALLOTS	VOTES CAST	ELECTORAL LIST
Number	Address	ASSAM MERVYN. U.N.C	CHINCHAMEE REYNOLD TEAM UNITY	HART, EDWARD G. P.N.M.	Number at each Polling Station	Number at each Polling Station	Number of Names on List by Polling Station
1535-01	RIVERSIDE HINDU SCHOOL NARINE TRACE CUREPE	269	5	127	1	402	1,139
1535-02	RIVERSIDE HINDU SCHOOL NARINE TRACE CUREPE	339	6	82	8	435	
1536	RIVERSIDE HINDU SCHOOL NARINE TRACE CUREPE	153	4	58	0	215	287
1540-01	WEST INDIES SCHOOL OF THEOLOGY 4TH BRIDGE MARACAS ROYAL ROAD MARACAS	172	1	335	3	511	1,411
1540-02	WEST INDIES SCHOOL OF THEOLOGY 4TH BRIDGE MARACAS ROYAL ROAD MARACAS	186	7	304	5	502	
1610	ST AUGUSTINE SENIOR COMP SCHOOL COR. GORDON & WARREN STREETS ST. AUGUSTINE	132	12	155	2	301	444
1615	ST AUGUSTINE SENIOR COMP SCHOOL COR. GORDON & WARREN STREETS ST. AUGUSTINE	166	5	149	1	321	459
	TOTALS CARRIED FORWARD	1,417	40	1,210	20	2,687	3,740



## Elections to the House of Representatives, 2001

## ELECTORAL DISTRICT OF TUNAPUNA

POLLING DIVISION	POLLING STATION	VOTES CAST FOR EACH CANDIDATE			REJECTED BALLOTS	VOTES CAST	ELECTORAL LIST
Number	Address	ASSAM MERVYN. U.N.C	CHINCHAMEE REYNOLD TEAM UNITY	HART, EDWARD G. P.N.M.	Number at each Polling Station	Number at each Polling Station	Number of Names on List by Polling Station
	TOTALS BROUGHT FORWARD	1,417	40	1,210	20	2,687	3,740
1620-01	ST AUGUSTINE SENIOR COMP SCHOOL COR. GORDON & WARREN STREETS ST. AUGUSTINE	145	6	205	2	358	1,063
1620-02	ST AUGUSTINE SENIOR COMP SCHOOL COR. GORDON & WARREN STREETS ST. AUGUSTINE	210	1	173	0	384	
1625-01	ST BENEDICT R.C. SCHOOL ST JOHN'S ROAD ST AUGUSTINE	100	3	396	0	499	1,423
1625-02	ST BENEDICT R.C. SCHOOL ST JOHN'S ROAD ST AUGUSTINE	141	6	307	2	456	
1630-01	TUNAPUNA GIRLS' R.C. SCHOOL EASTERN MAIN ROAD TUNAPUNA	172	3	281	1	457	1,985
1630-02	TUNAPUNA GIRLS' R.C. SCHOOL EASTERN MAIN ROAD TUNAPUNA	224	4	198	3	429	
1630-03	TUNAPUNA GIRLS' R.C. SCHOOL EASTERN MAIN ROAD TUNAPUNA	250	5	232	0	487	
	TOTALS CARRIED FORWARD	2,659	68	3,002	28	5,757	8,211

## Elections to the House of Representatives, 2001

## ELECTORAL DISTRICT OF TUNAPUNA

POLLING DIVISION	POLLING STATION	VOTES CAST FOR EACH CANDIDATE			REJECTED BALLOTS	VOTES CAST	ELECTORAL LIST
Number	Address	ASSAM MERVYN. U.N.C.	CHINCHAMEE REYNOLD TEAM UNITY	HART, EDWARD G. P.N.M.	Number at each Polling Station	Number at each Polling Station	Number of Names on List by Polling Station
	TOTALS BROUGHT FORWARD	2,659	68	3,002	28	5,757	8,211
1635	TUNAPUNA PRESBYTERIAN SCHOOL COCHRANE STREET TUNAPUNA	107	1	242	0	350	478
1640	TUNAPUNA PRESBYTERIAN SCHOOL COCHRANE STREET TUNAPUNA	118	7	239	1	365	544
1645	TUNAPUNA PRESBYTERIAN SCHOOL COCHRANE STREET TUNAPUNA	120	5	126	3	254	355
1670	TUNAPUNA GIRLS' R.C. SCHOOL EASTERN MAIN ROAD TUNAPUNA	164	2	171	2	339	537
1675	TUNAPUNA A.C. SCHOOL MORTON STREET TUNAPUNA	99	4	144	1	248	339
1680	TUNAPUNA A.C. SCHOOL MORTON STREET TUNAPUNA	107	3	238	4	352	488
1685	TUNAPUNA A.C. SCHOOL MORTON STREET TUNAPUNA	92	8	202	3	305	433
	TOTALS CARRIED FORWARD	3,466	98	4,364	42	7,970	11,385

## Elections to the House of Representatives, 2001

## ELECTORAL DISTRICT OF TUNAPUNA

POLLING DIVISION	POLLING STATION	VOTES CAST FOR EACH CANDIDATE			REJECTED BALLOTS	VOTES CAST	ELECTORAL LIST
Number	Address	ASSAM MERVYN. U.N.C	CHINCHAMEE REYNOLD TEAM UNITY	HART, EDWARD G. P.N.M.	Number at each Polling Station	Number at each Polling Station	Number of Names on List by Polling Station
	TOTALS BROUGHT FORWARD	3,466	98	4,364	42	7,970	11,385
1690	TUNAPUNA GOVERNMENT SECONDARY SCHOOL TAYLOR STREET TUNAPUNA	112	6	304	3	425	619
1695-01	HILLVIEW COLLEGE EL DORADO ROAD TUNAPUNA	75	2	192	3	272	735
1695-02	HILLVIEW COLLEGE EL DORADO ROAD TUNAPUNA	95	0	180	2	277	
1700-01	HILLVIEW COLLEGE EL DORADO ROAD TUNAPUNA	129	3	222	0	354	987
1700-02	HILLVIEW COLLEGE EL DORADO ROAD TUNAPUNA	174	3	198	0	375	
1705-01	EL DORADO SECONDARY SCHOOL TARGET STREET EL DORADO	263	6	241	1	511	1,571
1705-02	EL DORADO SECONDARY SCHOOL TARGET STREET EL DORADO	372	7	204	0	583	
	TOTALS CARRIED FORWARD	4,686	125	5,905	51	10,767	15,297

## Elections to the House of Representatives, 2001

## ELECTORAL DISTRICT OF TUNAPUNA

POLLING DIVISION	POLLING STATION	VOTES CAST FOR EACH CANDIDATE			REJECTED BALLOTS	VOTES CAST	ELECTORAL LIST
Number	Address	ASSAM MERVYN. U.N.C.	CHINCHAMEE REYNOLD TEAM UNITY	HART, EDWARD G. P.N.M.	Number at each Polling Station	Number at each Polling Station	Number of Names on List by Polling Station
	TOTALS BROUGHT FORWARD	4,686	125	5,905	51	10,767	15,297
1710	EL DORADO YOUTH DEV'T APPRENTICESHIP CENTRE ST. CECILIA ROAD, EL DORADO	92	2	259	3	356	552
1715	TUNAPUNA GOVERNMENT SECONDARY SCHOOL, TAYLOR ST TUNAPUNA	90	2	212	1	305	415
1750-01	EL DORADO SENIOR COMP SCHOOL KARAMATH STREET EL DORADO	256	2	232	5	495	1,410
1750-02	EL DORADO SENIOR COMP SCHOOL KARAMATH STREET EL DORADO	376	4	172	2	554	
1755-01	EL DORADO SENIOR COMP SCHOOL KARAMATH STREET EL DORADO	286	6	11	2	305	773
1755-02	EL DORADO SENIOR COMP SCHOOL KARAMATH STREET EL DORADO	328	3	16	1	348	
1760-01	ST MARY'S CHILDREN HOME AC SCHOOL RICHARDS STREET TACARIGUA	186	4	231	1	422	1,078
	TOTALS CARRIED FORWARD	6,300	148	7,038	66	13,552	19,525

## ELECTORAL DISTRICT OF TUNAPUNA

POLLING DIVISION	POLLING STATION	VOTES CAST FOR EACH CANDIDATE			REJECTED BALLOTS	VOTES CAST	ELECTORAL LIST
Number	Address	ASSAM MERVYN. U.N.C	CHINCHAMEE REYNOLD TEAM UNITY	HART, EDWARD G. P.N.M.	Number at each Polling Station	Number at each Polling Station	Number of Names on List by Polling Station
	TOTALS BROUGHT FORWARD	6,300	148	7,038	66	13,552	19,525
1760-02	ST MARY'S CHILDREN HOME AC SCHOOL RICHARDS STREET TACARIGUA	247	3	185	1	436	
1765-01	ST MARY'S CHILDREN HOME AC SCHOOL RICHARDS STREET TACARIGUA	205	2	102	2	311	899
1765-02	ST MARY'S CHILDREN HOME AC SCHOOL RICHARDS STREET TACARIGUA	349	7	53	2	411	
1770	FIVE RIVERS ISLAMIA TIA PRIMARY SCHOOL SAMNAH STREET FIVE RIVERS, AROUCA	140	2	344	3	489	645
1775	FIVE RIVERS ISLAMIA TIA PRIMARY SCHOOL SAMNAH STREET FIVE RIVERS, AROUCA	117	1	276	0	394	527
1780-01	FIVE RIVERS JUNIOR SECONDARY SCHOOL FIVE RIVERS AROUCA	281	5	202	6	494	2,046
1780-02	FIVE RIVERS JUNIOR SECONDARY SCHOOL FIVE RIVERS AROUCA	405	8	165	3	581	
	TOTALS CARRIED FORWARD	8,044	176	8,365	83	16,668	23,642

## Elections to the House of Representatives, 2001

## ELECTORAL DISTRICT OF TUNAPUNA

POLLING DIVISION	POLLING STATION	VOTES CAST FOR EACH CANDIDATE			REJECTED BALLOTS	VOTES CAST	ELECTORAL LIST
Number	Address	ASSAM MERVYN. U.N.C	CHINCHAMEE REYNOLD TEAM UNITY	HART, EDWARD G. P.N.M.	Number at each Polling Station	Number at each Polling Station	Number of Names on List by Polling Station
	TOTALS BROUGHT FORWARD	8,044	176	8,365	83	16,668	23,642
1780-03	FIVE RIVERS JUNIOR SECONDARY SCHOOL FIVE RIVERS AROUCA	366	4	169	3	542	
*1875	EL DORADO SENIOR COMP SCHOOL KARAMATH STREET EL DORADO	128	4	258	3	393	142
	TOTALS	8,538	184	8,792	89	17,603	23,784

\* Polling Station where the ballots of Special Electors were intermixed (Rule 93, of the Election (Amendment) Rules, 1986).

I hereby certify that the foregoing is a Statement of the Poll showing the number of votes cast for each Candidate, and do on this 22nd day of December, 2001 declare EDWARD HART elected.

IVOR ALLUM  
Returning Officer  
Electoral District of TUNAPUNA

APPENDIX II  
ELECTIONS TO THE HOUSE OF REPRESENTATIVES, 2001  
NUMBER OF NAMES ON THE REVISED LIST AND ON THE  
LIST OF SPECIAL ELECTORS

ELECTORAL DISTRICT	NUMBER OF NAMES ON THE REVISED LIST OF ELECTORS	NUMBER OF NAMES ON THE LIST OF SPECIAL ELECTORS	TOTAL NUMBER OF NAMES ON BOTH LISTS
ARIMA	25,479	482	25,961
AROUCA NORTH	25,793	540	26,333
AROUCA SOUTH	27,134	663	27,797
BARATARIA/SAN JUAN	20,657	248	20,905
CARONI CENTRAL	27,408	478	27,886
CARONI EAST	27,447	426	27,873
CHAGUANAS	27,074	377	27,451
COUVA NORTH	24,407	372	24,779
COUVA SOUTH	24,730	384	25,114
DIEGO MARTIN CENTRAL	22,565	303	22,868
DIEGO MARTIN EAST	21,193	288	21,481
DIEGO MARTIN WEST	22,453	391	22,844
FYZABAD	24,418	512	24,930
LA BREA	21,949	452	22,401
LAVENTILLE EAST/MORVANT	22,350	444	22,794
LAVENTILLE WEST	20,787	325	21,112
NAPARIMA	22,141	341	22,482
NARIVA	25,344	509	25,853
OROPOUCHE	23,038	283	23,321
ORTOIRE/MAYARO	25,963	532	26,495
POINT FORTIN	22,975	432	23,407
POINTE-A-PIERRE	24,385	381	24,766
PORT OF SPAIN NORTH/ ST. ANNS WEST	18,996	400	19,396
PORT OF SPAIN SOUTH	18,538	192	18,730
PRINCES TOWN	24,481	464	24,945
SAN FERNANDO EAST	21,477	478	21,955
SAN FERNANDO WEST	21,481	578	22,059
SIPARIA	24,608	479	25,087
ST. ANNS EAST	23,695	363	24,058
ST. AUGUSTINE	21,767	296	22,063
ST. JOSEPH	22,055	234	22,289
TABAQUITE	24,189	400	24,589
TOBAGO EAST	16,617	372	16,989
TOBAGO WEST	18,525	374	18,899
TOCO/MANZANILLA	25,646	532	26,178
TUNAPUNA	23,406	378	23,784
TOTALS	835,171	14,703	849,874

APPENDIX III  
ELECTIONS TO THE HOUSE OF REPRESENTATIVES, 2001  
SUMMARY OF APPENDIX I

ELECTORAL DISTRICT	ELECTORAL LIST	VALID VOTES POLLED	REJECTED BALLOTS	TOTAL BALLOTS CAST	CANDIDATES DECLARED ELECTED AND THEIR PARTY AFFILIATIONS	
ARIMA	25,961	15,875	68	15,943	PENNELOPE BECKLES	P.N.M.
AROUC A NORTH	26,333	17,765	53	17,818	JARRETTE NARINE	P.N.M.
AROUC A SOUTH	27,797	17,475	43	17,518	CAMILLE ROBINSON-REGIS	P.N.M.
BARATARIA/SAN JUAN	20,905	14,514	57	14,571	FUAD KHAN	U.N.C.
CARONI CENTRAL	27,886	18,981	107	19,088	HAMZA RAFEEQ	U.N.C.
CARONI EAST	27,873	18,203	44	18,247	GANGA SINGH	U.N.C.
CHAGUANAS	27,451	18,317	80	18,397	MANOHAR RAMSARAN	U.N.C.
COUVA NORTH	24,779	17,166	51	17,217	BASDEO PANDAY	U.N.C.
COUVA SOUTH	25,114	17,778	67	17,845	KELVIN RAMNATH	U.N.C.
DIEGO MARTIN CENTRAL	22,868	13,161	34	13,195	KENNETH VALLEY	P.N.M.
DIEGO MARTIN EAST	21,481	12,381	60	12,441	COLM P. IMBERT	P.N.M.
DIEGO MARTIN WEST	22,844	13,396	64	13,460	KEITH C. ROWLEY	P.N.M.
FYZABAD	24,930	18,271	60	18,331	CHANDRESH L. D. SHARMA	U.N.C.
LA BREA	22,401	16,106	81	16,187	HEDWIGE S. K. BERAUX	P.N.M.
LAVENTILLE EAST/MORVANT	22,794	12,108	115	12,223	FITZGERALD E. HINDS	P.N.M.
LAVENTILLE WEST	21,112	10,335	33	10,368	EULALIE JAMES	P.N.M.
NAPARIMA	22,482	15,950	80	16,030	NIZAM BAKSH	U.N.C.
NARIVA	25,853	17,728	112	17,840	HARRY PARTAP	U.N.C.
OROPOUCHE	23,321	17,218	78	17,296	ROODAL MOONILAL	U.N.C.



APPENDIX III  
ELECTIONS TO THE HOUSE OF REPRESENTATIVES, 2001  
SUMMARY OF APPENDIX I

ELECTORAL DISTRICT	ELECTORAL LIST	VALID VOTES POLLED	REJECTED BALLOTS	TOTAL BALLOTS CAST	CANDIDATES DECLARED ELECTED AND THEIR PARTY AFFILIATIONS	
ORTOIRE/MAYARO	26,495	19,859	123	19,982	WINSTON PETERS	U.N.C.
POINT FORTIN	23,407	16,257	66	16,323	LAWRENCE ACHONG	P.N.M.
POINTE-A-PIERRE	24,766	17,404	118	17,522	GILLIAN LUCKY	U.N.C.
PORT OF SPAIN NORTH/ ST. ANNS WEST	19,396	11,017	32	11,049	JOHN RAHAEL	P.N.M.
PORT OF SPAIN SOUTH	18,730	10,277	47	10,324	ERIC A. WILLIAMS	P.N.M.
PRINCES TOWN	24,945	17,487	80	17,567	SUBHAS PANDAY	U.N.C.
SAN FERNANDO EAST	21,955	15,939	56	15,995	PATRICK MANNING	P.N.M.
SAN FERNANDO WEST	22,059	15,894	430	16,324	SADIQ BAKSH	U.N.C.
SIPARIA	25,087	17,141	77	17,218	KAMLA PERSAD-BISSESSAR	U.N.C.
ST. ANNS EAST	24,058	13,872	99	13,971	MARTIN JOSEPH	P.N.M.
ST. AUGUSTINE	22,063	15,647	36	15,683	GERALD YETMING	U.N.C.
ST. JOSEPH	22,289	15,859	37	15,896	CARLOS L.R. JOHN	U.N.C.
TABAQUITE	24,589	16,354	47	16,401	ADESH C. NANAN	U.N.C.
TOBAGO EAST	16,989	8,316	68	8,384	EUDINE JOB	P.N.M.
TOBAGO WEST	18,899	9,790	37	9,827	STANFORD CALLENDER	P.N.M.
TOCO/MANZANILLA	26,178	17,820	89	17,909	ROGER J. BOYNES	P.N.M.
TUNAPUNA	23,784	17,514	89	17,603	EDWARD HART	P.N.M.
TOTALS	849,874	559,175	2,818	561,993		

NOTE: Number of seats won by the - P.N.M.- 18, U.N.C.- 18, TEAM UNITY - 0, NAR - 0, NDO - 0, (TOTAL 36)

APPENDIX IV  
ELECTIONS TO THE HOUSE OF REPRESENTATIVES, 2001  
ANALYSIS OF VOTES RECEIVED BY EACH POLITICAL PARTY AND REJECTED BALLOTS

ELECTORAL DISTRICT	TOTAL NUMBER OF VOTES CAST	REJECTED BALLOTS	VALID VOTES POLLED	P.N.M.		U.N.C.		TEAM UNITY		N.A.R.		N.D.O.	
				NO. OF VOTES	%	NO. OF VOTES	%	NO. OF VOTES	%	NO. OF VOTES	%	NO. OF VOTES	%
ARIMA	15,943	68	15,875	10,256	64.60%	5,406	34.05%	213	1.34%	208	1.17%		
AROUCA NORTH	17,818	53	17,765	12,209	68.73%	5,348	30.10%			112	0.64%		
AROUCA SOUTH	17,518	43	17,475	13,443	76.93%	3,920	22.43%						
BARATARIA / SAN JUAN	14,571	57	14,514	6,343	43.70%	8,008	55.17%	163	1.12%				
CARONI CENTRAL	19,088	107	18,981	5,953	31.36%	12,286	64.73%	719	3.79%			23	0.12%
CARONI EAST	18,247	44	18,203	4,364	23.97%	13,291	73.02%	548	3.01%				
CHAGUANAS	18,397	80	18,317	3,366	18.38%	14,407	78.63%	544	2.97%				
COUVA NORTH	17,217	51	17,166	3,220	18.76%	13,231	77.08%	715	4.17%				
COUVA SOUTH	17,845	67	17,778	3,657	20.57%	10,890	61.26%	3231	18.17%				
DIEGO MARTIN CENTRAL	13,195	34	13,161	9,651	73.33%	3,294	25.03%	216	1.64%				
DIEGO MARTIN EAST	12,441	60	12,381	8,708	70.33%	3,490	28.19%	183	1.48%				
DIEGO MARTIN WEST	13,460	64	13,396	9,879	73.75%	3,253	24.28%	264	1.97%				
FYZABAD	18,331	60	18,271	6,597	36.11%	11,182	61.20%	492	2.69%				
LA BREA	16,187	81	16,106	8,951	55.58%	6,891	42.79%	264	1.64%				
LAVENTILLE EAST / MORVANT	12,223	115	12,108	10,049	82.99%	1,912	15.79%	147	1.21%				
LAVENTILLE WEST	10,368	33	10,335	9,224	89.25%	988	9.56%	123	1.19%				
NAPARIMA	16,030	90	15,950	2,321	14.55%	12,744	79.90%	885	5.55%				
NARIVA	17,840	112	17,728	5,787	32.64%	11,578	65.31%	363	2.05%				
OROPOUCHE	17,296	78	17,218	2,163	12.56%	13,701	79.57%	1354	7.86%				
ORTOIRE / MAYARO	19,982	123	19,859	9,433	47.50%	10,252	51.62%	174	0.88%				
POINT FORTIN	16,323	66	16,257	9,492	58.39%	6,531	40.17%	234	1.44%				
POINTS-A-PIERRE	17,522	118	17,404	6,435	38.12%	10,425	59.90%	344	1.98%				
POS NORTH / ST ANNS WEST	11,049	32	11,017	8,936	81.11%	1,884	17.10%			197	1.79%		
POS SOUTH	10,324	47	10,277	7,751	75.42%	2,368	23.04%	131	1.27%			27	0.26%
PRINCES TOWN	17,567	80	17,487	5,771	33.00%	11,405	65.22%	311	1.78%				
SAN FERNANDO EAST	15,995	56	15,939	9,864	61.89%	5,917	37.12%	158	0.99%				
SAN FERNANDO WEST	16,324	430	15,894	7,640	48.07%	8,081	50.84%	173	1.09%				
SIPARIA	17,218	77	17,141	2,469	14.40%	13,995	81.65%	677	3.95%				
ST. ANN'S EAST	13,971	99	13,872	10,247	73.87%	3,499	25.22%			126	0.91%		
ST. AUGUSTINE	15,683	36	15,647	5,218	33.35%	10,180	65.06%	249	1.59%				
ST. JOSEPH	15,896	37	15,859	6,793	42.83%	8,024	50.64%	242	1.53%				
TABAQUITE	16,401	47	16,354	3,581	21.90%	12,091	73.93%	682	4.17%				
TOBAGO EAST	8,384	68	8,316	4,866	58.51%	1,066	12.82%			2384	28.67%		
TOBAGO WEST	9,827	37	9,790	6,359	64.95%	617	6.30%			2,814	28.74%		
TOCO / MANZANILLA	17,909	89	17,820	10,087	56.60%	7,509	42.14%	224	1.26%				
TUNAPUNA	17,603	89	17,514	8,792	50.20%	8,538	48.75%	184	1.05%				
TOTAL	561,993	2,818	559,175	260,075	46.51%	279,002	49.90%	14,207	2.54%	5,841	1.04%	50	0.01%

APPENDIX V  
ELECTIONS TO THE HOUSE OF REPRESENTATIVES, 2001  
PERCENTAGE OF VOTES CAST IN EACH ELECTORAL DISTRICT

ELECTORAL DISTRICT	ELECTORATE	TOTAL NO. OF VOTES CAST	PERCENTAGE OF VOTES CAST AS AGAINST THE ELECTORATE
ARIMA	25,961	15,943	61.41%
AROUCA NORTH	26,333	17,818	67.66%
AROUCA SOUTH	27,797	17,518	63.02%
BARATARIA/SAN JUAN	20,905	14,571	69.70%
CARONI CENTRAL	27,886	19,088	68.45%
CARONI EAST	27,873	18,247	65.46%
CHAGUANAS	27,451	18,397	67.02%
COUVA NORTH	24,779	17,217	69.48%
COUVA SOUTH	25,114	17,845	71.06%
DIEGO MARTIN CENTRAL	22,868	13,195	57.70%
DIEGO MARTIN EAST	21,481	12,441	57.92%
DIEGO MARTIN WEST	22,844	13,460	58.92%
FYZABAD	24,930	18,331	73.53%
LA BREA	22,401	16,187	72.26%
LAVENTILLE EAST/ MORVANT	22,794	12,223	53.62%
LAVENTILLE WEST	21,112	10,368	49.11%
NAPARIMA	22,482	16,030	71.30%
NARIVA	25,853	17,840	69.01%
OROUCHE	23,321	17,296	74.16%
ORTOIRE/MAYARO	26,495	19,982	75.42%
POINT FORTIN	23,407	16,323	69.74%
POINTE-A-PIERRE	24,766	17,522	70.75%
PORT OF SPAIN NORTH/	19,396	11,049	56.97%
ST. ANNS WEST			
PORT OF SPAIN SOUTH	18,730	10,324	55.12%
PRINCES TOWN	24,945	17,567	70.42%
SAN FERNANDO EAST	21,955	15,995	72.85%
SAN FERNANDO WEST	22,059	16,324	74.00%
SIPARIA	25,087	17,218	68.63%
ST. ANNS EAST	24,058	13,971	58.07%
ST. AUGUSTINE	22,063	15,683	71.08%
ST. JOSEPH	22,289	15,896	71.32%
TABAQUITE	24,589	16,401	66.70%
TOBAGO EAST	16,989	8,384	49.35%
TOBAGO WEST	18,899	9,827	52.00%
TOCO/MANZANILLA	26,178	17,909	68.41%
TUNAPUNA	23,784	17,603	74.01%
<b>TOTAL</b>	<b>849,874</b>	<b>561,993</b>	<b>66.13%</b>

APPENDIX VI  
ELECTIONS TO THE HOUSE OF REPRESENTATIVES, 2001  
TOTAL NUMBER OF POLLING STATIONS  
AVERAGE NUMBER OF ELECTORS PER POLLING STATION  
TOTAL NUMBER OF VOTERS  
AVERAGE NUMBER OF VOTERS PER POLLING STATION

ELECTORAL DISTRICT	NO. OF POLLING STATIONS	NO. OF ELECTORS	AVERAGE PER POLLING STATION	NO. OF VOTERS	AVERAGE PER POLLING STATION
ARIMA	51	25,961	509	15,943	313
AROUCA NORTH	47	26,333	560	17,818	379
AROUCA SOUTH	46	27,797	604	17,518	381
BARATARIA / SAN JUAN	46	20,905	454	14,571	317
CARONI CENTRAL	49	27,886	569	19,088	390
CARONI EAST	51	27,873	547	18,247	358
CHAGUANAS	49	27,451	560	18,397	375
COUVA NORTH	49	24,779	506	17,217	351
COUVA SOUTH	46	25,114	546	17,845	388
DIEGO MARTIN CENTRAL	41	22,868	558	13,195	322
DIEGO MARTIN EAST	38	21,481	565	12,441	327
DIEGO MARTIN WEST	41	22,844	557	13,460	328
FYZABAD	50	24,930	499	18,331	367
LA BREA	46	22,401	487	16,187	352
LAVENTILLE EAST / MORVANT	41	22,794	556	12,223	298
LAVENTILLE WEST	41	21,112	515	10,368	253
NAPARIMA	45	22,482	500	16,030	356
NARIVA	57	25,853	454	17,840	313
ORPOUCHE	42	23,321	555	17,296	412
ORTOIRE / MAYARO	55	26,495	482	19,982	363
POINT FORTIN	53	23,407	442	16,323	308
POINTE-A-PIERRE	48	24,766	516	17,522	365
PORT OF SPAIN NORTH / ST. ANNS WEST	57	19,396	340	11,049	194
PORT OF SPAIN SOUTH	57	18,730	329	10,324	181
PRINCES TOWN	47	24,945	531	17,567	374
SAN FERNANDO EAST	45	21,955	488	15,995	355
SAN FERNANDO WEST	52	22,059	424	16,324	314
SIPARIA	46	25,087	545	17,218	374
ST. ANNS EAST	42	24,058	573	13,971	333
ST. AUGUSTINE	43	22,063	513	15,683	365
ST. JOSEPH	42	22,289	531	15,896	378
TABAQUITE	47	24,589	523	16,401	349
TOBAGO EAST	37	16,989	459	8,384	227
TOBAGO WEST	37	18,899	511	9,827	266
TOCO / MANZANILLA	53	26,178	494	17,909	338
TUNAPUNA	44	23,784	541	17,603	400
TOTALS	1,681	849,874	506	561,993	334

APPENDIX VII  
ELECTIONS TO THE HOUSE OF REPRESENTATIVES, 2001  
VOTING RESULTS IN EACH ELECTORAL DISTRICT WITH MAJORITIES OF WINNERS

ELECTORAL DISTRICT	PARTY AFFILIATION	VOTES CAST FOR CANDIDATES	PERCENTAGE OF VOTES CAST FOR CANDIDATES	MAJORITY OF FIRST OVER SECOND
ARIMA  PENNELOPE BECKLES STEPHAN BHAGAN CLATES MARTIN REJECTED BALLOTS	P.N.M. U.N.C. TEAM UNITY	10,256	64.33	4,850
		5,406	33.91	
		213	1.34	
TOTAL VOTES CAST		68	0.43	
		15,943	100.01	
AROUCA NORTH  JARRETTE NARINE RICHARD THOMAS RAWLE RAPHAEL REJECTED BALLOTS	P.N.M. U.N.C. TEAM UNITY	12,209	68.52	6,861
		5,348	30.01	
		208	1.17	
TOTAL VOTES CAST		53	0.30	
		17,818	100.00	
AROUCA SOUTH  CAMILLE ROBINSON-REGIS ARLENE MAINGOT-ALEXIS DAVID ST. CLAIR REJECTED BALLOTS	P.N.M. U.N.C. TEAM UNITY	13,443	76.74	9,523
		3,920	22.38	
		112	0.64	
TOTAL VOTES CAST		43	0.25	
		17,518	100.01	
BARATARIA / SAN JUAN  FUAD KHAN FIAZ ALI ERROL PARSON REJECTED BALLOTS	U.N.C. P.N.M. TEAM UNITY	8,008	54.96	1,665
		6,343	43.53	
		163	1.12	
TOTAL VOTES CAST		57	0.39	
		14,571	100.00	
CARONI CENTRAL  HAMZA RAFEEQ SATISH RAMROOP GIDEON HANOOMANSINGH RICHARD SOODEEN REJECTED BALLOTS	U.N.C. P.N.M. TEAM UNITY N.D.O.	12,286	64.37	6,333
		5,953	31.19	
		719	3.77	
TOTAL VOTES CAST		23	0.12	
		107	0.56	
TOTAL VOTES CAST		19,088	100.01	
CARONI EAST  GANGA SINGH LYNDSAY PARMASHWAR CHUNILAL GUINNESS REJECTED BALLOTS	U.N.C. P.N.M. TEAM UNITY	13,291	72.84	8,927
		4,364	23.92	
		548	3.00	
TOTAL VOTES CAST		44	0.24	
		18,247	100.00	

APPENDIX VII  
ELECTIONS TO THE HOUSE OF REPRESENTATIVES, 2001  
VOTING RESULTS IN EACH ELECTORAL DISTRICT WITH MAJORITIES OF WINNERS

ELECTORAL DISTRICT	PARTY AFFILIATION	VOTES CAST FOR CANDIDATES	PERCENTAGE OF VOTES CAST FOR CANDIDATES	MAJORITY OF FIRST OVER SECOND
CHAGUANAS MANOHAR RAMSARAN KRISHNA KANTASINGH LYNCIA HASRANAH REJECTED BALLOTS	U.N.C. P.N.M. TEAM UNITY	14,407 3,366 544 80	78.31 18.30 2.96 0.43	11,041
TOTAL VOTES CAST		18,397	100.00	
COUVA NORTH BASDEO PANDAY VERNON FRANCES MYERS SAHADEO TOTAHAM REJECTED BALLOTS	U.N.C. P.N.M. TEAM UNITY	13,231 3,220 715 51	76.85 18.70 4.15 0.30	10,011
TOTAL VOTES CAST		17,217	100.00	
COUVA SOUTH KELVIN RAMNATH RUDRANATH RAMPERSADSINGH RAMESH MAHARAJ REJECTED BALLOTS	U.N.C. P.N.M. TEAM UNITY	10,890 3,657 3,231 67	61.03 20.49 18.11 0.38	7,233
TOTAL VOTES CAST		17,845	100.01	
DIEGO MARTIN CENTRAL KENNETH VALLEY JENNIFER KERNAHAN DONALD BERMENT REJECTED BALLOTS	P.N.M. U.N.C. TEAM UNITY	9,651 3,294 216 34	73.14 24.96 1.64 0.26	6,357
TOTAL VOTES CAST		13,195	100.00	
DIEGO MARTIN EAST COLM P. IMBERT JOSEPH A. PIRES JOHN D. GUPPY REJECTED BALLOTS	P.N.M. U.N.C. TEAM UNITY	8,708 3,490 183 60	69.99 28.05 1.47 0.48	5,218
TOTAL VOTES CAST		12,441	99.99	
DIEGO MARTIN WEST KEITH C. ROWLEY DAPHNE C. PHILLIPS SHARON A. SALANDY REJECTED BALLOTS	P.N.M. U.N.C. TEAM UNITY	9,879 3,253 264 64	73.40 24.17 1.96 0.48	6,626
TOTAL VOTES CAST		13,460	100.01	

APPENDIX VII  
ELECTIONS TO THE HOUSE OF REPRESENTATIVES, 2001  
VOTING RESULTS IN EACH ELECTORAL DISTRICT WITH MAJORITIES OF WINNERS

ELECTORAL DISTRICT	PARTY AFFILIATION	VOTES CAST FOR CANDIDATES	PERCENTAGE OF VOTES CAST FOR CANDIDATES	MAJORITY OF FIRST OVER SECOND
FYZABAD CHANDRESH L. D. SHARMA PATSY A. RANSOME KAMALUDEEN GHANY REJECTED BALLOTS	U.N.C. P.N.M. TEAM UNITY	11,182	61.00	4,585
		6,597	35.99	
		492	2.68	
TOTAL VOTES CAST		60	0.33	
		18,331	100.00	
LA BREA HEDWIGE S. K. BEREAX NORRIS FERGUSON BARBARA GRAY BURKE REJECTED BALLOTS	P.N.M. U.N.C. TEAM UNITY	8,951	55.30	2,060
		6,891	42.57	
		264	1.63	
TOTAL VOTES CAST		81	0.50	
		16,187	100.00	
LAVENTILLE EAST/ MORVANT FITZGERALD E. HINDS VALERIE L. HINDS HUBERT BURGIN REJECTED BALLOTS	P.N.M. U.N.C. TEAM UNITY	10,049	82.21	8,137
		1,912	15.64	
		147	1.20	
TOTAL VOTES CAST		115	0.94	
		12,223	99.99	
LAVENTILLE WEST EULALIE JAMES PRINCESS SMART CURTIS SHADE REJECTED BALLOTS	P.N.M. U.N.C. TEAM UNITY	9,224	88.97	8,236
		988	9.53	
		123	1.19	
TOTAL VOTES CAST		33	0.32	
		10,368	100.01	
NAPARIMA NIZAM BAKSH FAIZ RAMJOHN RALPH MARAJ REJECTED BALLOTS	U.N.C. P.N.M. TEAM UNITY	12,744	79.50	10,423
		2,321	14.48	
		885	5.52	
TOTAL VOTES CAST		80	0.50	
		16,030	100.00	
NARIVA HARRY PARTAP HAROLD E. SUEPAUL KRISH JURAI REJECTED BALLOTS	U.N.C. P.N.M. TEAM UNITY	11,578	64.90	5,791
		5,787	32.44	
		363	2.03	
TOTAL VOTES CAST		112	0.63	
		17,840	100.00	

APPENDIX VII  
ELECTIONS TO THE HOUSE OF REPRESENTATIVES, 2001  
VOTING RESULTS IN EACH ELECTORAL DISTRICT WITH MAJORITIES OF WINNERS

ELECTORAL DISTRICT	PARTY AFFILIATION	VOTES CAST FOR CANDIDATES	PERCENTAGE OF VOTES CAST FOR CANDIDATES	MAJORITY OF FIRST OVER SECOND
<b>OROPOUCHE</b> ROODAL MOONILAL KHEMCHAND SEETARAM TREVOR SUDAMA REJECTED BALLOTS	U.N.C. P.N.M. TEAM UNITY	13,701	79.21	11,538
		2,163	12.51	
<b>ORTOIRE / MAYARO</b> WINSTON PETERS FRANKLIN A. KHAN EDWIN GRANGER REJECTED BALLOTS	U.N.C. P.N.M. TEAM UNITY	1,354	7.83	819
		78	0.45	
<b>TOTAL VOTES CAST</b>		17,296	100.00	
<b>POINT FORTIN</b> LAWRENCE ACHONG VINCENT D. LASSE MURIEL AMOROSO REJECTED BALLOTS	P.N.M. U.N.C. TEAM UNITY	10,252	51.31	2,961
		9,433	47.21	
<b>POINTE-A-PIERRE</b> GILLIAN LUCKY FARAD KHAN UNANAN PERSAD REJECTED BALLOTS	P.N.M. U.N.C. TEAM UNITY	174	0.87	3,790
		123	0.62	
<b>TOTAL VOTES CAST</b>		19,982	100.01	
<b>PORT OF SPAIN NORTH / ST. ANNS WEST</b> JOHN RAHAEL ELIZABETH AWAI WAYNE FERREIRA REJECTED BALLOTS	P.N.M. U.N.C. N.A.R.	9,492	58.15	7,052
		6,531	40.01	
<b>PORT OF SPAIN SOUTH</b> ERIC WILLIAMS SHARON ALEXIS JULIET DAVY ENOCH JOHN REJECTED BALLOTS	P.N.M. U.N.C. TEAM UNITY N.D.O.	234	1.43	5,383
		66	0.40	
<b>TOTAL VOTES CAST</b>		16,323	99.99	
<b>PORT OF SPAIN NORTH / ST. ANNS WEST</b> JOHN RAHAEL ELIZABETH AWAI WAYNE FERREIRA REJECTED BALLOTS	P.N.M. U.N.C. N.A.R.	10,425	59.50	7,052
		6,635	37.87	
<b>PORT OF SPAIN SOUTH</b> ERIC WILLIAMS SHARON ALEXIS JULIET DAVY ENOCH JOHN REJECTED BALLOTS	P.N.M. U.N.C. TEAM UNITY N.D.O.	344	1.96	5,383
		118	0.67	
<b>TOTAL VOTES CAST</b>		17,522	100.00	
<b>PORT OF SPAIN NORTH / ST. ANNS WEST</b> JOHN RAHAEL ELIZABETH AWAI WAYNE FERREIRA REJECTED BALLOTS	P.N.M. U.N.C. N.A.R.	8,936	80.88	7,052
		1,884	17.05	
<b>PORT OF SPAIN SOUTH</b> ERIC WILLIAMS SHARON ALEXIS JULIET DAVY ENOCH JOHN REJECTED BALLOTS	P.N.M. U.N.C. TEAM UNITY N.D.O.	197	1.78	5,383
		32	0.29	
<b>TOTAL VOTES CAST</b>		11,049	100.00	
<b>PORT OF SPAIN SOUTH</b> ERIC WILLIAMS SHARON ALEXIS JULIET DAVY ENOCH JOHN REJECTED BALLOTS	P.N.M. U.N.C. TEAM UNITY N.D.O.	7,751	75.08	5,383
		2,368	22.94	
<b>PORT OF SPAIN SOUTH</b> ERIC WILLIAMS SHARON ALEXIS JULIET DAVY ENOCH JOHN REJECTED BALLOTS	P.N.M. U.N.C. TEAM UNITY N.D.O.	131	1.27	5,383
		27	0.26	
<b>TOTAL VOTES CAST</b>		10,324	100.01	



APPENDIX VII  
ELECTIONS TO THE HOUSE OF REPRESENTATIVES, 2001  
VOTING RESULTS IN EACH ELECTORAL DISTRICT WITH MAJORITIES OF WINNERS

ELECTORAL DISTRICT	PARTY AFFILIATION	VOTES CAST FOR CANDIDATES	PERCENTAGE OF VOTES CAST FOR CANDIDATES	MAJORITY OF FIRST OVER SECOND
PRINCES TOWN SUBHAS PANDAY CECIL MAHABIR RAMNARINE MOHAN REJECTED BALLOTS	U.N.C. P.N.M. TEAM UNITY	11,405	64.92	5,634
		5,771	32.85	
		311	1.77	
TOTAL VOTES CAST		80	0.46	
		17,567	100.00	
SAN FERNANDO EAST PATRICK MANNING ROBIN MONTANO HARRY CHARLIE REJECTED BALLOTS	P.N.M. U.N.C. TEAM UNITY	9,864	61.67	3,947
		5,917	36.99	
		158	0.99	
TOTAL VOTES CAST		56	0.35	
		15,995	100.00	
SAN FERNANDO WEST SADIQ BAKSH DIANNE SEUKARAN FREDERICK NORMAN REJECTED BALLOTS	U.N.C. P.N.M. TEAM UNITY	8,081	49.50	441
		7,640	46.80	
		173	1.06	
TOTAL VOTES CAST		430	2.63	
		16,324	99.99	
SIPARIA KAMLA PERSAD-BISSESSAR HORRILAL RAMDEEN KATO HARRIPERSAD REJECTED BALLOTS	U.N.C. P.N.M. TEAM UNITY	13,995	81.28	11,526
		2,469	14.34	
		677	3.93	
TOTAL VOTES CAST		77	0.45	
		17,218	100.00	
ST. ANNS EAST MARTIN JOSEPH CARSON CHARLES PAUL BLAKE REJECTED BALLOTS	P.N.M. U.N.C. N.A.R.	10,247	73.34	6,748
		3,499	25.04	
		126	0.90	
TOTAL VOTES CAST		99	0.71	
		13,971	99.99	
ST. AUGUSTINE GERALD YETMING MERU MAHARAJ KAREN BART-ALEXANDER REJECTED BALLOTS	U.N.C. P.N.M. TEAM UNITY	10,180	64.91	4,962
		5,218	33.27	
		249	1.59	
TOTAL VOTES CAST		36	0.23	
		15,683	100.00	

APPENDIX VII  
ELECTIONS TO THE HOUSE OF REPRESENTATIVES, 2001  
VOTING RESULTS IN EACH ELECTORAL DISTRICT WITH MAJORITIES OF WINNERS

ELECTORAL DISTRICT	PARTY AFFILIATION	VOTES CAST FOR CANDIDATES	PERCENTAGE OF VOTES CAST FOR CANDIDATES	MAJORITY OF FIRST OVER SECOND
ST. JOSEPH CARLOS L.R. JOHN KAYAM MOHAMMED SAIEED MOHAMMED REJECTED BALLOTS	U.N.C. P.N.M. TEAM UNITY	8,824	55.51	2,031
		6,793	42.73	
		242	1.52	
TOTAL VOTES CAST		37	0.23	
		15,896	99.76	
TABAQUITE ADESH C. NANAN JAIMUNGAL P. SAHAI GARNET MUNGALSINGH REJECTED BALLOTS	U.N.C. P.N.M. TEAM UNITY	12,091	73.72	8,510
		3,581	21.83	
		682	4.16	
TOTAL VOTES CAST		47	0.29	
		16,401	100.00	
TOBAGO EAST EUDINE JOB JEFFERSON DAVIDSON JEARLEAN JOHN REJECTED BALLOTS	P.N.M. N.A.R. U.N.C.	4,866	58.04	2,482
		2,384	28.44	
		1,066	12.71	
TOTAL VOTES CAST		68	0.81	
		8,384	100.00	
TOBAGO WEST STANFORD CALLENDER HOCHOY CHARLES BEVERLEY RAMSEY-MOORE REJECTED BALLOTS	P.N.M. N.A.R. U.N.C.	6,359	64.71	3,545
		2,814	28.64	
		617	6.28	
TOTAL VOTES CAST		37	0.38	
		9,827	100.01	
TOCO / MANZANILLA ROGER BOYNES MICHAEL ALS SOLOMON AGUILLERA REJECTED BALLOTS	P.N.M. U.N.C. TEAM UNITY	10,087	56.32	2,578
		7,509	41.93	
		224	1.25	
TOTAL VOTES CAST		89	0.50	
		17,909	100.00	
TUNAPUNA EDWARD G. HART MERVYN ASSAM REYNOLD CHINCHAMEE REJECTED BALLOTS	P.N.M. U.N.C. TEAM UNITY	8,792	49.95	254
		8,538	48.50	
		184	1.05	
TOTAL VOTES CAST		89	0.51	
		17,603	100.01	

APPENDIX VIII  
ELECTIONS TO THE HOUSE OF REPRESENTATIVES, 2001

COMPARISON OF RESULTS OF ELECTIONS FROM 1961 - 2001

	HOUSE OF REP. 1961	HOUSE OF REP. 1966	HOUSE OF REP. 1971	HOUSE OF REP. 1976	HOUSE OF REP. 1981	HOUSE OF REP. 1986	HOUSE OF REP. 1991	HOUSE OF REP. 1995	HOUSE OF REP. 2000	HOUSE OF REP. 2001
ELECTORATE	378,511	459,839	357,568	565,646	736,104	882,029	794,486	837,741	947,689	849,874
NUMBER OF VOTES CAST	333,517	302,548	118,597	315,809	415,416	577,300	522,472	530,311	597,525	561,993
PERCENTAGE OF VOTES CAST AGAINST THE ELECTORATE	88.11%	65.79%	33.17%	55.83%	56.43%	65.45%	65.76%	63.30%	63.05%	66.13%
NUMBER OF VOTES ACCEPTED	333,363	302,402	118,524	311,985	412,778	573,263	519,697	525,326	594,875	559,175
NUMBER OF VOTES REJECTED	149	146	73	3,824	2,638	4,037	2,775	4,985	2,650	2,818

**APPENDIX IX**  
**ELECTIONS TO THE HOUSE OF REPRESENTATIVES, 2001**  
**COMPOSITION OF THE SUPPLEMENTAL LIST AND ITS DISTRIBUTION**  
**ACCORDING TO ELECTORAL DISTRICTS**

ELECTORAL DISTRICT	REVISED LIST OF ELECTORS AS AT 2001.11.26	SUPPLEMENTAL LIST OF ELECTORS AS AT 2001.11.30		TOTAL ELECTORATE
		ADDITIONS	DELETIONS	
ARIMA	25,777	266	82	25,961
AROUCA NORTH	26,026	365	58	26,333
AROUCA SOUTH	27,561	319	83	27,797
BARATARIA / SAN JUAN	20,695	358	148	20,905
CARONI CENTRAL	27,738	320	172	27,886
CARONI EAST	27,691	317	135	27,873
CHAGUANAS	27,295	293	137	27,451
COUVA NORTH	24,642	230	93	24,779
COUVA SOUTH	24,948	242	76	25,114
DIEGO MARTIN CENTRAL	22,788	157	77	22,868
DIEGO MARTIN EAST	21,444	98	61	21,481
DIEGO MARTIN WEST	22,680	254	90	22,844
FYZABAD	24,881	131	82	24,930
LA BREA	22,387	112	98	22,401
LAVENTILLE EAST / MORVANT	22,663	234	103	22,794
LAVENTILLE WEST	20,978	224	90	21,112
NAPARIMA	22,457	130	105	22,482
NARIVA	25,809	127	83	25,853
OROPOUCHE	23,245	130	54	23,321
ORTOIRE / MAYARO	26,385	210	100	26,495
POINT FORTIN	23,403	129	125	23,407
POINTE-A-PIERRE	24,616	206	56	24,766
PORT OF SPAIN NORTH / ST. ANNS WEST	19,068	381	53	19,396
PORT OF SPAIN SOUTH	18,477	281	28	18,730
PRINCES TOWN	24,887	168	110	24,945
SAN FERNANDO EAST	21,812	206	63	21,955
SAN FERNANDO WEST	21,900	237	78	22,059
SIPARIA	25,070	85	68	25,087
ST. ANNS EAST	23,831	357	130	24,058
ST. AUGUSTINE	21,670	465	72	22,063
ST. JOSEPH	21,941	447	99	22,289
TABAQUITE	24,553	129	93	24,589
TOBAGO EAST	16,913	119	43	16,989
TOBAGO WEST	18,768	194	63	18,899
TOCO / MANZANILLA	26,034	216	72	26,178
TUNAPUNA	23,221	677	114	23,784
<b>TOTALS</b>	<b>844,254</b>	<b>8,814</b>	<b>3,194</b>	<b>849,874</b>

APPENDIX X  
ELECTIONS TO THE HOUSE OF REPRESENTATIVES, 1991  
NAMES, ADDRESSES, OCCUPATIONS AND PARTY AFFILIATIONS OF CANDIDATES NOMINATED FOR EACH ELECTORAL DISTRICT  
IN COLUMN HEADED "PARTY AFFILIATION" THE ABBREVIATIONS HAVE THE FOLLOWING MEANINGS:-

P.N.M. - PEOPLE'S NATIONAL MOVEMENT  
N.D.O. - NATIONAL DEMOCRATIC ORGANISATION

U.N.C. - UNITED NATIONAL CONGRESS  
N.A.R. - NATIONAL ALLIANCE FOR RECONSTRUCTION

TEAM UNITY

ELECTORAL DISTRICT	CANDIDATE'S NAME	ADDRESS	OCCUPATION	PARTY AFFILIATION	SYMBOL
ARIMA	PENNELOPE ALTHEA BECKLES CLATES MARTIN STEPHAN MARTIN BHAGAN	6, CAMATE COURT, SANTA ROSA HEIGHTS, ARIMA. 81, TUNPUNA ROAD, ARIMA. 46, EL RANCHO TROPICAL, O'MEARA ROAD, ARIMA.	ATTORNEY-AT-LAW LINES MAN MEDICAL DOCTOR	P.N.M. TEAM UNITY U.N.C.	BALISIER FLOWER A RAINBOW OVER THE WORDS TEAM UNITY THE RISING SUN OVER THE TRINITY HILLS ABOVE THE LETTERS U.N.C.
AROUCA NORTH	JARRETTE NARINE RAWLE RAPHAEL RICHARD WILLIAM THOMAS	CHURCH STREET, SAMAROO VILLAGE, ARIMA. 9, ARIMA OLD ROAD, AROUCA. 11, SEVENTH STREET, FIVE RIVERS, AROUCA.	TRADE UNIONIST COMPANY DIRECTOR COMPANY DIRECTOR	P.N.M. N.A.R. U.N.C.	BALISIER FLOWER A-BEAM THE RISING SUN OVER THE TRINITY HILLS ABOVE THE LETTERS U.N.C.
AROUCA SOUTH	CAMILLE ROBINSON-REGIS DAVID CLEVELAND ST. CLAIR ARLENE V. MAINCOT-ALEXIS	21, ALENORE GARDENS, ARIMA. SHERWOOD PARK, ARIMA. 48, MORNING STAR CRESCENT, GALAXY GARDENS, D'ABADIE.	ATTORNEY AT LAW SELF-EMPLOYED SECRETARY	P.N.M. N.A.R. U.N.C.	BALISIER FLOWER A-BEAM THE RISING SUN OVER THE TRINITY HILLS ABOVE THE LETTERS U.N.C.
BARATARIA / SAN JUAN	FIJAZ ALI ERROL PARSON FUAD KHAN	13, FAZAR ALI STREET, ARANGUEZ. 79, THIRD AVENUE, BARATARIA 46, ALFREDO STREET, WOODBROOK.	BUSINESSMAN HEALTH-WORKER SPECIALIST SURGEON/GOVT MINISTER	P.N.M. TEAM UNITY U.N.C.	BALISIER FLOWER A RAINBOW OVER THE WORDS TEAM UNITY THE RISING SUN OVER THE TRINITY HILLS ABOVE THE LETTERS U.N.C.
CARONI CENTRAL	SATISH RAMROOP GIDEON HANDOMANSINGH RICHARD J. SOODEEN HAMZA RAFAEQ	AMAROSINGH STREET, LONGDENVILLE 8, HOME FARMS, CHIN CHIN ROAD VIA CUNUPIA MUNGAL TRACE, ORANGE FIELD ROAD, CARAPICHAIMA. 32, PREYSAL VILLAGE, COUVA.	SALES REPRESENTATIVE CONSULTANT SECURITY OFFICER MINISTER OF GOVERNMENT	P.N.M. TEAM UNITY N.D.O. U.N.C.	BALISIER FLOWER A RAINBOW OVER THE WORDS TEAM UNITY AN ASTRONAUT THE RISING SUN OVER THE TRINITY HILLS ABOVE THE LETTERS U.N.C.
CARONI EAST	LYNDSEY ANNE D. PARMASHWAR CHUNILAL GUINNESS GANGA SINGH	3, SATNARINE TRACE, CUNUPIA. 6, GANGA TRACE, CARONI SOUTH BANK ROAD, LAS LOMAS #2. 7, 7A HOME FARMS, CHIN CHIN ROAD, CUNUPIA.	PURSER ENGINEER ATTORNEY-AT-LAW	P.N.M. TEAM UNITY U.N.C.	BALISIER FLOWER A RAINBOW OVER THE WORDS TEAM UNITY THE RISING SUN OVER THE TRINITY HILLS ABOVE THE LETTERS U.N.C.
CHAGUANAS	KRISHNA KANTASINGH LYNCIA HASRANAH MANOHAR RAMSARAN	98, AGOSTINI SETTLEMENT, CHASE VILLAGE, CARAPICHAIMA. 75, PIERRE ROAD, FELICITY CHADEE TRACE, RAILWAY RD. CUNUPIA.	ATTORNEY-AT-LAW SALES PERSON GOVERNMENT MINISTER	P.N.M. TEAM UNITY U.N.C.	BALISIER FLOWER A RAINBOW OVER THE WORDS TEAM UNITY THE RISING SUN OVER THE TRINITY HILLS ABOVE THE LETTERS U.N.C.
COUVA NORTH	VERNON FRANCIS MYERS SAHABEO TOTAHAM BASDEO PANDAY	24, PALM AVENUE, ORANGE FIELD ROAD, CARAPICHAIMA. JERE VILLAGE, PRINCESS TOWN. 1A, BRYANS GATE, PHILLIPINE, PALMISTE.	SALES REPRESENTATIVE FIELD FOREMAN ATTORNEY-AT-LAW	P.N.M. TEAM UNITY U.N.C.	BALISIER FLOWER A RAINBOW OVER THE WORDS TEAM UNITY THE RISING SUN OVER THE TRINITY HILLS ABOVE THE LETTERS U.N.C.

APPENDIX X  
ELECTIONS TO THE HOUSE OF REPRESENTATIVES, 2001  
NAMES, ADDRESSES, OCCUPATIONS AND PARTY AFFILIATIONS OF CANDIDATES NOMINATED FOR EACH ELECTORAL DISTRICT  
IN COLUMN HEADED "PARTY AFFILIATION" THE ABBREVIATIONS HAVE THE FOLLOWING MEANINGS:-

P.N.M. - PEOPLE'S NATIONAL MOVEMENT  
N.D.O. - NATIONAL DEMOCRATIC ORGANISATION

TEAM UNITY

U.N.C. - UNITED NATIONAL CONGRESS  
N.A.R. - NATIONAL ALLIANCE FOR RECONSTRUCTION

ELECTORAL DISTRICT	CANDIDATE'S NAME	ADDRESS	OCCUPATION	PARTY AFFILIATION	SYMBOL
COUYA SOUTH	RUDRANATH R. RAMPERSADISINGH RAMESH LAWRENCE MAHARAJ KELVIN RAMNATH	17, SOUTHERN MAIN ROAD, CALIFORNIA. #78 B. LONDON STREET, ST. JOSEPH VILLAGE, SAN FERNANDO. 4, CUMBERLAND STREET, COUYA	CONTRACTOR ATTORNEY-AT-LAW EXECUTIVE MANAGER	P.N.M. TEAM UNITY U.N.C.	BALISIER FLOWER A RAINBOW OVER THE WORDS TEAM UNITY THE RISING SUN OVER THE TRINITY HILLS ABOVE THE LETTERS U.N.C.
DIEGO MARTIN CENTRAL	KENNETH CYRIL VALLEY DONALD BERMONT JENNIFER KERNAHAN	62, LORNDAL ROAD, GLENCOE. 45, RIVER ESTATE CIRCULAR, DIEGO MARTIN. 24 JUBILEE STREET, GONZALES.	CONSULTANT HOUSING SPECIALIST / INTERIOR DECORATOR. VETERINARIAN	P.N.M. TEAM UNITY U.N.C.	BALISIER FLOWER A RAINBOW OVER THE WORDS TEAM UNITY THE RISING SUN OVER THE TRINITY HILLS ABOVE THE LETTERS U.N.C.
DIEGO MARTIN EAST	COLM IMBERT JOHN DOMINIC CUFFY JOSEPH ANTHONY PIRES	49, LISA AVENUE, MARAVAL. 4, CASUARINA DRIVE, DIEGO MARTIN. 15, PINE AVENUE, BAYSHORE.	ENGINEER ELECTRICAL ENGINEER / PENSIONER. AGRONOMIST / COMPANY DIRECTOR	P.N.M. TEAM UNITY U.N.C.	BALISIER FLOWER A RAINBOW OVER THE WORDS TEAM UNITY THE RISING SUN OVER THE TRINITY HILLS ABOVE THE LETTERS U.N.C.
DIEGO MARTIN WEST	KEITH CHRISTOPHER ROWLEY SHARON A. SALANDY DAPHNE PHILLIPS	9, GOODWOOD RIDGE, GLENCOE. COR. SALANDY STREET AND DIEGO MARTIN MAIN ROAD. 48 SANORA PARK, PT. CUMANA	GEOLOGIST CLERK MEDICAL SOCIOLOGIST	P.N.M. TEAM UNITY U.N.C.	BALISIER FLOWER A RAINBOW OVER THE WORDS TEAM UNITY THE RISING SUN OVER THE TRINITY HILLS ABOVE THE LETTERS U.N.C.
FYZABAD	KAMALUDDIN GHANY PATSY ALBERTINA RANSONNE CHANDRESH L. D. SHARMA	145 RAMATALLY PARK, AVOCAT, FYZABAD. 70 GULF RIDGE CIRCULAR, DOW VILLAGE, FYZABAD. 175, SIPARIA OLD ROAD, FYZABAD P.O.	BUSINESSMAN EXECUTIVE ASSISTANT. GOVERNMENT MINISTER	TEAM UNITY P.N.M. U.N.C.	A RAINBOW OVER THE WORDS TEAM UNITY BALISIER FLOWER THE RISING SUN OVER THE TRINITY HILLS ABOVE THE LETTERS U.N.C.
LA BREA	HEDWIGE BEREUX BARBARA GRAY BURKE NORRIS FERGUSON	22 JEAN CRESCENT, PALMISTE, LA ROMAINE. 150, OLD ST. JOSEPH ROAD, SUCCESS VILLAGE, LAVENTILLE. 4 CHARLAL STREET, ROUSILLAC VILLAGE.	ATTORNEY-AT-LAW MINISTER OF RELIGION SPORTS ADMINISTRATOR.	P.N.M. TEAM UNITY U.N.C.	BALISIER FLOWER A RAINBOW OVER THE WORDS TEAM UNITY THE RISING SUN OVER THE TRINITY HILLS ABOVE THE LETTERS U.N.C.
LAVENTILLE EAST/MORVANT	FITZGERALD ETHELBERG HINDS HUBERT J. BURGIN VALERIE LUCIANA HINDS	17, BRIDGE ROAD, SANTA CRUZ. ST. FRANCIS VALLEY ROAD, MORVANT. CIPRIANI AVENUE, 2ND CALEDONIA ROAD, MORVANT	ATTORNEY-AT-LAW CONTRACTOR. FIELD SUPERVISOR.	P.N.M. TEAM UNITY U.N.C.	BALISIER FLOWER A RAINBOW OVER THE WORDS TEAM UNITY THE RISING SUN OVER THE TRINITY HILLS ABOVE THE LETTERS U.N.C.
LAVENTILLE WEST	PRINCESS THEODORA SMART EULALIE JAMES CURTIS TERENCE SHADE	1, P D-5 READY MIX PRIVATE ROAD, LAVENTILLE. 51, ST. JOHN STREET, PORT OF SPAIN. MAHABIR COURTS, PELICAN EXTENSION, MORVANT.	ASSISTANT COSTING OFFICER ACCOUNTS CLERK CONTRACTOR	U.N.C. P.N.M. TEAM UNITY	THE RISING SUN OVER THE TRINITY HILLS ABOVE THE LETTERS U.N.C. BALISIER FLOWER A RAINBOW OVER THE WORDS TEAM UNITY

APPENDIX X  
ELECTIONS TO THE HOUSE OF REPRESENTATIVES, 2001  
NAMES, ADDRESSES, OCCUPATIONS AND PARTY AFFILIATIONS OF CANDIDATES NOMINATED FOR EACH ELECTORAL DISTRICT  
IN COLUMN HEADED "PARTY AFFILIATION" THE ABBREVIATIONS HAVE THE FOLLOWING MEANINGS :-

P.N.M. - PEOPLE'S NATIONAL MOVEMENT  
N.D.O. - NATIONAL DEMOCRATIC ORGANISATION

TEAM UNITY

U.N.C. - UNITED NATIONAL CONGRESS  
N.A.R. - NATIONAL ALLIANCE FOR RECONSTRUCTION

ELECTORAL DISTRICT	CANDIDATE'S NAME	ADDRESS	OCCUPATION	PARTY AFFILIATION	SYMBOL
NAPARIMA	RALPH MARAJ FAIZ JAMJOORI NIZAM BAKSH	847, HILL VIEW DRIVE, GULF VIEW, LA ROMAIN. BORDE NARVE, CIPERO ROAD. 127, ROCHARD DOUGLAS ROAD, BARRACKPORE.	EDUCATOR / ACTOR / WRITER BUSINESSMAN BUSINESSMAN	TEAM UNITY P.N.M. U.N.C.	A RAINBOW OVER THE WORDS TEAM UNITY BALISIER FLOWER THE RISING SUN OVER THE TRINITY HILLS ABOVE THE LETTERS U.N.C.
NARIVA	KRISH JURAI HAROLD E. SUEPAUL HARRY N. PARTAP	4, WILSON STREET, ST. AUGUSTINE. SAN LOUIS ROAD, GUAICO. POORAN ROAD, GEORGE VILLAGE, TABLELAND.	BUSINESSMAN PRINCIPAL MINISTER OF GOVERNMENT	TEAM UNITY P.N.M. U.N.C.	A RAINBOW OVER THE WORDS TEAM UNITY BALISIER FLOWER THE RISING SUN OVER THE TRINITY HILLS ABOVE THE LETTERS U.N.C.
OROPOUCHE	KHEMCHAND SEETARAM TREVOR SUBAMA ROODAL MOONILAL	4 FALCON AVE. ESPERANCE VILLAGE. 56 S.S. ERIN ROAD, DEBE, SOUTH NAPARIMA. 54 ST. CLEMENTS VILLAGE, STE. MADELEINE	BUSINESSMAN ECONOMIST POLICY ANALYST	P.N.M. TEAM UNITY U.N.C.	BALISIER FLOWER A RAINBOW OVER THE WORDS TEAM UNITY THE RISING SUN OVER THE TRINITY HILLS ABOVE THE LETTERS U.N.C.
ORTOIRE / MAYARO	WINSTON PETERS FRANKLIN A. KHAN EDWIN GRANGER	RADIX VILLAGE, MAYARO. 316B, SEWLAJ STREET, FYZABAD. I.P. 119 EDWARD TRACE, BASSETTERRE, MORUGA.	MINISTER OF GOVERNMENT GEOLOGIST FARMER	U.N.C. P.N.M. TEAM UNITY	THE RISING SUN OVER THE TRINITY HILLS ABOVE THE LETTERS U.N.C. BALISIER FLOWER A RAINBOW OVER THE WORDS TEAM UNITY
POINT FORTIN	LAWRENCE ACHONG MURIEL HELENA ANDROSOS VINCENT DAVID LASSE	31, CHURCH STREET, POINT FORTIN. E' STREET, FANNY VILLAGE. BUNGALOW #4 WIMPEY, CLIFTON HILL, POINT FORTIN.	MGT. CONSULTANT. COMMUNITY WORKER LAWYER	P.N.M. TEAM UNITY U.N.C.	BALISIER FLOWER A RAINBOW OVER THE WORDS TEAM UNITY THE RISING SUN OVER THE TRINITY HILLS ABOVE THE LETTERS U.N.C.
POINTE-A-PIERRE	FARAD KHAN UNANAN PERSAD GILLIAN LUCKY	501 EDAD ROAD, HERMITAGE, CLAXTON BAY. 85, RIVULET ROAD, POINT LISAL 1-3, 2ND STREET, ST. JOSEPH VILLAGE, SAN FERNANDO.	EXPERIMENTAL / EXTENSION OFFICER. BUSINESSMAN. ATTORNEY-AT-LAW / GOV'T MINISTER.	P.N.M. TEAM UNITY U.N.C.	BALISIER FLOWER A RAINBOW OVER THE WORDS TEAM UNITY THE RISING SUN OVER THE TRINITY HILLS ABOVE THE LETTERS U.N.C.
PORT OF SPAIN NORTH / ST. ANNS WEST	JOHN RAHAEL WAYNE ANTHONY FERREIRA ELIZABETH AWAI	18, WINDSOR ROAD, GOODWOOD PARK. TROU MACAQUE ROAD, LAVENTILLE 46A, BELMONT CIRCULAR ROAD, BELMONT.	BUSINESSMAN ARCHITECT REGIONAL SUPERVISOR	P.N.M. N.A.R. U.N.C.	BALISIER FLOWER A-BEAM THE RISING SUN OVER THE TRINITY HILLS ABOVE THE LETTERS U.N.C.
PORT OF SPAIN SOUTH	ERIC ANTHONY WILLIAMS JULIET SHARON DAVY ENOCH JOHN SHARON ALEXIS	49, LUIS STREET, WOODBROOK. 2, 13TH STREET, BEETHAM ESTATE. FREEDOM STREET, ENTERPRISE, CHAGUANAS. 34 PICCADILLY STREET, PORT OF SPAIN.	GEOPHYSICIST SOCIAL WORKER TEACHER / POET CLERICAL OFFICER	P.N.M. TEAM UNITY N.D.O. U.N.C.	BALISIER FLOWER A RAINBOW OVER THE WORDS TEAM UNITY AN ASTRONAUT THE RISING SUN OVER THE TRINITY HILLS ABOVE THE LETTERS U.N.C.

APPENDIX X  
ELECTIONS TO THE HOUSE OF REPRESENTATIVES, 2001  
NAMES, ADDRESSES, OCCUPATIONS AND PARTY AFFILIATIONS OF CANDIDATES NOMINATED FOR EACH ELECTORAL DISTRICT  
IN COLUMN HEADED "PARTY AFFILIATION" THE ABBREVIATIONS HAVE THE FOLLOWING MEANINGS :-

P.N.M. - PEOPLE'S NATIONAL MOVEMENT  
N.D.O. - NATIONAL DEMOCRATIC ORGANISATION

TEAM UNITY

U.N.C. - UNITED NATIONAL CONGRESS  
N.A.R. - NATIONAL ALLIANCE FOR RECONSTRUCTION

ELECTORAL DISTRICT	CANDIDATE'S NAME	ADDRESS	OCCUPATION	PARTY AFFILIATION	SYMBOL
PRINCES TOWN	CECIL MAHABIR RAMNARINE MOHAN SUBHAS PANDAY	61 EDINBURGH CRESENT, COCOVEA, SAN FERNANDO. MOHAN AVENUE, ST. JOHN'S VILLAGE, SAN FERNANDO 174 BUEN INTENTO ROAD, PRINCES TOWN.	RETIRED BUSINESSMAN LIFE UNDERWRITER ATTORNEY-AT-LAW.	P.N.M. TEAM UNITY U.N.C.	BALISIER FLOWER A RAINBOW OVER THE WORDS TEAM UNITY THE RISING SUN OVER THE TRINITY HILLS ABOVE THE LETTERS U.N.C.
SAN FERNANDO EAST	PATRICK MANNING HARRY P. CHARLIE ROBIN ANTHONY MONTANO	4A VISTA PARK APTS, ALZONG STREET, VISTABELLA CEDAR HILL, PRINCESS TOWN 3 HENDERSON ROAD, MARAVAL.	LEADER OF THE OPPOSITION. TAX ACCOUNTANT CONSULTANT ATTORNEY-AT-LAW	P.N.M. TEAM UNITY U.N.C.	BALISIER FLOWER A RAINBOW OVER THE WORDS TEAM UNITY THE RISING SUN OVER THE TRINITY HILLS ABOVE THE LETTERS U.N.C.
SAN FERNANDO WEST	DIANNE DROPA SEUKARAN FREDERICK NORMAN SADIQ BAKSH	4, RUTH AVENUE LES EFFORT WEST, SAN FERNANDO. 56, SAN FERNANDO STREET, SAN FERNANDO. 385 LAZZARI STREET, PALMISTE, SAN FERNANDO.	BUSINESS CONSULTANT BUSINESSMAN BUSINESSMAN / MINISTER OF GOV'T	P.N.M. TEAM UNITY U.N.C.	BALISIER FLOWER A RAINBOW OVER THE WORDS TEAM UNITY THE RISING SUN OVER THE TRINITY HILLS ABOVE THE LETTERS U.N.C.
SIPARIA	HORRILAL RAMDEEN KATO HARUPERSAD KAMLA PERJAD-BISSESSAR	125, PENAL ROCK ROAD. RAMESHAB TRANCE, ROCHARD ROAD, PENAL. CHARLO VILLAGE, PENAL.	BUSINESSMAN BREWING TECHNICIAN ATTORNEY-AT-LAW	P.N.M. TEAM UNITY U.N.C.	BALISIER FLOWER A RAINBOW OVER THE WORDS TEAM UNITY THE RISING SUN OVER THE TRINITY HILLS ABOVE THE LETTERS U.N.C.
ST. ANNS EAST	MARTIN JOSEPH PAUL BLAKE CARSON CHARLES	88 COCORICO STREET, TACARIGUA. 37, FREEMAN ROAD, ST. AUGUSTINE 16, FIRST STREET, SUN VALLEY, LOWER SANTA CRUZ.	MANAGEMENT CONSULTANT TRADE UNIONIST CIVIL AND TRANSPORTATION ENGINEER	P.N.M. N.A.R. U.N.C.	BALISIER FLOWER A-BEAM THE RISING SUN OVER THE TRINITY HILLS ABOVE THE LETTERS U.N.C.
ST. AUGUSTINE	MERU MAHARAJ KAREN BART-ALEXANDER GERALD YETHING	77C, ST. VINCENT STREET, TUNAPUNA LOT #1 PERSERVANCE ESTATE, ARIAPITA ROAD, ST. ANNS APT. 6A LA RIVIERA, WESTMOORINGS.	BUSINESSMAN DEVELOPMENT CONSULTANT BANKER-RETIRED / MINISTER OF GOV'T	P.N.M. TEAM UNITY U.N.C.	BALISIER FLOWER A RAINBOW OVER THE WORDS TEAM UNITY THE RISING SUN OVER THE TRINITY HILLS ABOVE THE LETTERS U.N.C.
ST. JOSEPH	KAYAM MOHAMMED SAIEED MOHAMMED CARLOS L.R. JOHN	7 PALM AVENUE WEST, PETIT VALLEY. 33, MOHAN STREET, BAMBOO SETTLEMENT NO. 2. 33 MOKA GARDENS, MOKA, MARAVAL.	MANAGER PERIFOCAL OPERATOR MINISTER OF GOVERNMENT	P.N.M. TEAM UNITY U.N.C.	BALISIER FLOWER A RAINBOW OVER THE WORDS TEAM UNITY THE RISING SUN OVER THE TRINITY HILLS ABOVE THE LETTERS U.N.C.
TABAQUITE	JAIMUNGAL SAHAJ GARNET MUNGALSINGH ADESH CURTIS NANAN	NO. 2 KAMCHAN TRACE, CARATAL VILLAGE #2, GASPARILLO. 46-42 ALEXANDER ROAD, SAN FERNANDO. 237 MAHABIR CRESCENT, BLOCK 2, PALMISTE.	BUSINESSMAN ATTORNEY-AT-LAW AND NOTARY PUBLIC GOVERNMENT MINISTER	P.N.M. TEAM UNITY U.N.C.	BALISIER FLOWER A RAINBOW OVER THE WORDS TEAM UNITY THE RISING SUN OVER THE TRINITY HILLS ABOVE THE LETTERS U.N.C.



APPENDIX X  
ELECTIONS TO THE HOUSE OF REPRESENTATIVES, 2001  
NAMES, ADDRESSES, OCCUPATIONS AND PARTY AFFILIATIONS OF CANDIDATES NOMINATED FOR EACH ELECTORAL DISTRICT  
IN COLUMN HEADED "PARTY AFFILIATION" THE ABBREVIATIONS HAVE THE FOLLOWING MEANINGS :-

P.N.M. - PEOPLE'S NATIONAL MOVEMENT  
N.D.O. - NATIONAL DEMOCRATIC ORGANISATION

U.N.C. - UNITED NATIONAL CONGRESS  
N.A.R. - NATIONAL ALLIANCE FOR RECONSTRUCTION

TEAM UNITY

ELECTORAL DISTRICT	CANDIDATE'S NAME	ADDRESS	OCCUPATION	PARTY AFFILIATION	SYMBOL
TOBAGO EAST	EUDINE JOB JEFFERSON G. DAVIDSON JEARLEAN JOHN	MORIAH, TOBAGO. ROBERTS STREET, ROXBOROUGH, TOBAGO. 29, CROMWELL ROAD, CASCADE, ST. ANNS	TECHNICAL ADVISOR GENETICIST. BUSINESS MANAGER	P.N.M. N.A.R. U.N.C.	BALISIER FLOWER A-BEAM THE RISING SUN OVER THE TRINITY HILLS ABOVE THE LETTERS U.N.C.
TOBAGO WEST	STANFORD CALLENDER HOCHOY ALEXANDER CHARLES BEVERLEY C. RAMSEY-MOORE	BLACK ROCK TRACE, BLACK ROCK, TOBAGO. GOLDEN LANE, TOBAGO MT. HAY TRACE, BLACK ROCK, TOBAGO.	MANAGER BUSINESSMAN / PATRIOT. BUSINESSWOMAN	P.N.M. N.A.R. U.N.C.	BALISIER FLOWER A-BEAM THE RISING SUN OVER THE TRINITY HILLS ABOVE THE LETTERS U.N.C.
TOCO / MANZANILLA	ROGER J. BOYNES SOLOMON AGUILERA MICHAEL ALS	48, DUANE STREET, FIVE RIVERS. EASTERN MAIN ROAD, VALENCIA. MORNE CABRITE TRACE, CUMANÁ, TOCO.	ATTORNEY-AT-LAW SHOPKEEPER WRITER / RADIO BROADCASTER	P.N.M. TEAM UNITY U.N.C.	BALISIER FLOWER A RAINBOW OVER THE WORDS TEAM UNITY THE RISING SUN OVER THE TRINITY HILLS ABOVE THE LETTERS U.N.C.
TUNAPUNA	EDWARD GEORGE HART REYNOLD CHINCHAMEE MERVYN ASSAM	11 EASTERN MAIN ROAD, TACARIGUA. 21, MOHAMMED STREET, EL DORADO VILLAGE. 16, COBLENTZ GARDENS, ST. ANNS.	GAMES COACH STORES-HAND ECONOMIST / ACCOUNTANT	P.N.M. TEAM UNITY U.N.C.	BALISIER FLOWER A RAINBOW OVER THE WORDS TEAM UNITY THE RISING SUN OVER THE TRINITY HILLS ABOVE THE LETTERS U.N.C.

APPENDIX XI  
ELECTIONS TO THE HOUSE OF REPRESENTATIVES, 2001  
LIST OF RETURNING OFFICERS AND ELECTION CLERKS

ELECTORAL DISTRICT	NAME OF RETURNING OFFICER	OCCUPATION	NAME OF ELECTION CLERK	OFFICIAL ADDRESS
ARIMA	EDMUND ALEXANDER	VALUATION ASSISTANT III	RONALD BROWNE	ARIMA TOWN HALL GROUND FLOOR SORZANO STREET ARIMA.
AROUC A NORTH	MERLE LA COA	RETIRED CHIEF EXEC. OFFICER	PEARL CAMPBELL KARL BAIRD	DINSLEY/TRINCITY GOV'T PRIMARY SCHOOL COR. MONTAGUE AVE. & TRINCITY BLVD. TRINCITY
AROUC A SOUTH	DAPHNE MOORE	AUDITOR	SUSAN PHILIP-SAMUEL	LA HORQUETTA REGIONAL COMPLEX MARJORIE PADMORE AVENUE PHASE 1, LA HORQUETTA
BARATARIA / SAN JUAN	JOSEPH LEWIS	RETIRED PUBLIC SERVANT	MYRDIS WILKINSON	52, FIFTH STREET BARATARIA
CARONI CENTRAL	WILLIAM MARK	CHIEF EXECUTIVE OFFICER	THEODORA PHILLIP	CBC RATES AND TAXES OFFICE 24, RAMSARAN STREET CHAGUANAS.
CARONI EAST	EVERIL ROSS	RETIRED VALUATION OFFICER III	SONNILAL RAMSAROOP	VALUATION DIVISION'S REGIONAL OFFICE MARKET STREET EXTENSION CHAGUANAS
CHAGUANAS	GENET PILGRIM-SIMMONS	ADMINISTRATIVE OFFICER II	MOONIR SHAH	CHAGUANAS BOROUGH CORPORATION, CORNER TAITT & CUMBERBATCH STREETS, CHAGUANAS.
COUYA NORTH	SAHADEO SINGH	VALUATION ASSISTANT II	LIONEL MAINGOT	VALUATION DIVISION OFFICE MARKET STREET EXTENSION CHAGUANAS.
COUYA SOUTH	FITZROY GITTENS	BUILDING INSPECTOR	MICHAEL BEDASIE	COUYA / TABAQUITE / TALPARO REGIONAL CORPORATION, RAILWAY ROAD, COUYA.

APPENDIX XI  
ELECTIONS TO THE HOUSE OF REPRESENTATIVES, 2001  
LIST OF RETURNING OFFICERS AND ELECTION CLERKS

280

ELECTORAL DISTRICT	NAME OF RETURNING OFFICER	OCCUPATION	NAME OF ELECTION CLERK	OFFICIAL ADDRESS
DIEGO MARTIN CENTRAL	ASHWIN CREED	CHIEF EXECUTIVE OFFICER	JENNIFER HARVEY-BETHEL	DIEGO MARTIN MUNICIPAL POLICE POST 2-3, ORCHID DRIVE, PETIT VALLEY.
DIEGO MARTIN EAST	THERESA AGULIA-JOSEPH	RESEARCH OFFICER I	WALDRON SMART	MARAVAL CATHOLIC FRIENDLY SOCIETY HALL MORNE COCO ROAD, MARAVAL
DIEGO MARTIN WEST	LUNA WRIGHT	INDUSTRIAL RELATIONS OFFICER	RICHARD Mc COMMIE MERLE RICHARDS	POINT CUMANA GOVERNMENT PRIMARY SCHOOL, FITZALLEN STREET, POINT CUMANA.
FYZABAD	KENNY BULLOCK	CHIEF EXECUTIVE OFFICER	AMARNATH PERSAD	SIPARIA REGIONAL CORPORATION HIGH STREET SIPARIA
LA BREA	SELWYN JOSEPH	FIELD MANAGER	CLIFTON PATERSON	SOUTH OROPOUCHE R.C. PARISH HALL MAIN ROAD SOUTH OROPOUCHE
LAVENTILLE EAST / MORVANT	CLARENCE LEACH	DIRECTOR, NADAPP.	ARNOLD QUAMINA	MALICK YOUTH FACILITY (MINISTRY OF SPORT AND YOUTH AFFAIRS) 7TH AVENUE, MALICK, BARATARIA.
LAVENTILLE WEST	JOSEPH PIERRE	RETIRED PUBLIC SERVANT	ANN ALFRED	MINISTRY OF WORKS AND TRANSPORT NORTH/WEST (EAST) EASTERN MAIN ROAD, LAVENTILLE OPPOSITE SUCCESS LAV. COMPOSITE SCHOOL
NAPARIMA	GOPAUL MOHESS	VALUATION OFFICER	EDDISON RAMDEEN	VALUATION DIVISION PALMS CLUB SAN FERNANDO
NARIVA	STEPHEN CREESE	CHIEF EXECUTIVE OFFICER	HEADLEY SMITH DEOMATTI ROOPNARINE	SANGRE GRANDE REGIONAL CORPORATION (GARAGE & TRANSPORT OFFICE) COR. RAMDASS STREET & EMR SANGRE GRANDE

APPENDIX XI  
ELECTIONS TO THE HOUSE OF REPRESENTATIVES, 2001  
LIST OF RETURNING OFFICERS AND ELECTION CLERKS

ELECTORAL DISTRICT	NAME OF RETURNING OFFICER	OCCUPATION	NAME OF ELECTION CLERK	OFFICIAL ADDRESS
OROPOUCHE	SHAHEED MOHAMMED	VICE PRINCIPAL	UDHOO ATWARIE	SAN FERNANDO TECHNICAL INSTITUTE TAROUBA LINK ROAD, TAROUBA SAN FERNANDO.
ORTOIRE / MAYARO	DAVID GENE	CHIEF EXECUTIVE OFFICER	THACKOOR RAMOUTAR	MAYARO / RIO CLARO REGIONAL CORP. HIGH STREET RIO CLARO
POINT FORTIN	CLYDE PAUL	CHIEF EXECUTIVE OFFICER	BALDATH NANDLAL	TOWN HALL COMPLEX GEORGE ROAD, MAHAICA, POINT FORTIN.
POINTE-A-PIERRE	JOSHUA SAMM	PRINCIPAL	DALIP RAMPERSAD SINGH OSWALD LLOYD	GASPARILLO GOVERNMENT PRIMARY SCHOOL, BONNE AVENTURE ROAD, GASPARILLO.
PORT OF SPAIN NORTH / ST. ANNS WEST	MICHAEL ROBLEY	VALUATION OFFICER	RONDON GEORGE	VALUATION DIVISION 109 HENRY STREET PORT OF SPAIN
PORT OF SPAIN SOUTH	CHRISTOPHER SAMUEL	CITY CLERK	SELMA PALMER	CITY HALL FIRST FLOOR, 2-4 KNOX STREET, PORT OF SPAIN.
PRINCES TOWN	LAUMAN ESPINOZA	CHIEF EXECUTIVE OFFICER	AZIM BASSARATH	PRINCES TOWN REGIONAL CORPORATION HOSEIN'S BUILDING HIGH STREET PRINCES TOWN.
SAN FERNANDO EAST	MERLE BAIRD	RETIRED PUBLIC SERVANT	ANTHONY SHAH	YWCA 31, HARRIS PROMENADE SAN FERNANDO
SAN FERNANDO WEST	AUGUSTINE CASIMIRE	RETIRED PUBLIC SERVANT	JANETTA DES VIGNES	VISTABELLA REGIONAL COMPLEX NINTH STREET VIA JARVIS AND MANJACK STS. VISTABELLA

APPENDIX XI  
ELECTIONS TO THE HOUSE OF REPRESENTATIVES, 2001  
LIST OF RETURNING OFFICERS AND ELECTION CLERKS

282

ELECTORAL DISTRICT	NAME OF RETURNING OFFICER	OCCUPATION	NAME OF ELECTION CLERK	OFFICIAL ADDRESS
SIPARIA	PATRICK PHILLIP	PUBLIC HEALTH INSPECTOR	PHILIP MAHARAJ	SIPARIA REGIONAL CORPORATION, HIGH STREET, SIPARIA.
ST. ANNS EAST	TERRANCE JURAWAN	DIRECTOR	ANDREW RAMNARACE	SAN JUAN / LAVENTILLE REGIONAL CORPORATION MTS PLAZA, ARANGUEZ MAIN ROAD
ST. AUGUSTINE	OUSMAN ALI	VALUATION ASSISTANT III	ARJOON SEEBARANSINGH NAGASSAR DALIPSINGH	ARCHIBALD VOCATIONAL INSTITUTE AUSTIN STREET ST. AUGUSTINE
ST. JOSEPH	EVELYN PERSAD	ACCOUNTANT II	RADHAKAH CHARAN-RAMDASS ANCLE JOSEPH	157, ARANGUEZ MAIN ROAD SAN JUAN (UPSTAIRS J & A PLUMBING SUPPLIES)
TABAQUITE	BARBARA RAYMOND	ADMINISTRATIVE OFFICER IV	CLAUDETTE GAY PATRICIA ELCOCK-HAREWOOD	COUVA/TABAQUITE/TALPARO REGIONAL CORP. RAILWAY ROAD COUVA
TOBAGO EAST	RAWLE MITCHELL	VALUATION OFFICER	TRACY JAMES	VALUATION DIVISION FORT STREET SCARBOROUGH, TOBAGO
TOBAGO WEST	ESTHER BENJAMIN	ADMINISTRATOR	RICHARD PARISIENNE	REGISTRATION OFFICE BUILDING BACOLET STREET SCARBOROUGH, TOBAGO
TOCO / MANZANILLA	KAZIM MOHAMMED	CHIEF EXECUTIVE OFFICER	EUCLYN BETHELMY	SANGRE GRANDE REGIONAL CORPORATION COR. RAMDASS STREET AND EASTERN MAIN ROAD, SANGRE GRANDE
TUNAPUNA	IVOR ALLUM	RETIRED PUBLIC SERVANT	JUNE C. ALI	SAN JUAN/LAVENTILLE REGIONAL CORP. MTS PLAZA ARANGUEZ MAIN ROAD SAN JUAN

APPENDIX XII  
ELECTIONS TO THE HOUSE OF REPRESENTATIVES, 2001  
PARTICULARS, REFUNDS AND FORFEITURES OF CANDIDATES' DEPOSITS

ELECTORAL DISTRICT	TOTAL NO. OF VOTES CAST	1/8 OF TOTAL NO. OF VOTES CAST	REFUND OR FORFEITURE OF DEPOSIT ACCORDING TO ELECTION RULE 13 (2)		
			CANDIDATE'S NAME	VOTES RECEIVED	REFUND / FORFEITURE
ARIMA	15943	1993	STEPHAN BHAGAN PENNELOPE BECKLES CLATES MARTIN	5406 10256 213	REFUND REFUND FORFEITED
AROUCA NORTH	17,818	2,227	JARRETTE NARINE RICHARD THOMAS RAWLE RAPHAEL	12209 5348 208	REFUND REFUND FORFEITED
AROUCA SOUTH	17,518	2190	CAMILLE ROBINSON-REGIS ARLENE MAINGOT-ALEXIS DAVID ST. CLAIR	13443 3920 112	REFUND REFUND FORFEITED
BARATARIA/SAN JUAN	14,571	1,821	FUAD KHAN FIAZ ALI ERROL PARSON	8008 6343 163	REFUND REFUND FORFEITED
CARONI CENTRAL	19,088	2,386	HAMZA RAFEEQ SATISH RAMROOP GIDEON HANOOMANSINGH RICHARD SOODEEN	12286 5953 719 23	REFUND REFUND FORFEITED FORFEITED
CARONI EAST	18,247	2,281	GANGA SINGH LYNDSAY ANNE D. PARMASHWAR CHUNILAL GUINNESS	13291 4364 548	REFUND REFUND FORFEITED
CHAGUANAS	18,397	2,300	MANOHAR RAMSARAN KRISHNA KANTASINGH LYNCIA HASRANAH	14,407 3366 544	REFUND REFUND FORFEITED
COUVA NORTH	17,217	2,152	BASDEO PANDAY VERNON MYERS SAHADEO TOTAHAM	13231 3220 715	REFUND REFUND FORFEITED
COUVA SOUTH	17,845	2,231	RAMESH L. MAHARAJ RUDRANATH R. RAMPERSADSINGH KELVIN RAMNATH	3231 3657 10890	REFUND REFUND REFUND

APPENDIX XII  
ELECTIONS TO THE HOUSE OF REPRESENTATIVES, 2001  
PARTICULARS, REFUNDS AND FORFEITURES OF CANDIDATES' DEPOSITS

ELECTORAL DISTRICT	TOTAL NO. OF VOTES CAST	1/8 OF TOTAL NO. OF VOTES CAST	REFUND OR FORFEITURE OF DEPOSIT ACCORDING TO ELECTION RULE 13 (2)		
			CANDIDATE'S NAME	VOTES RECEIVED	REFUND / FORFEITURE
DIEGO MARTIN CENTRAL	13,195	1,649	KENNETH VALLEY JENNIFER KERNAHAN DONALD BERMENT	9651 3294 216	REFUND REFUND FORFEITED
DIEGO MARTIN EAST	12,441	1,555	COLM P. IMBERT JOSEPH A. PIRES JOHN GUPPY	8708 3490 183	REFUND REFUND FORFEITED
DIEGO MARTIN WEST	13,460	1,683	KEITH C. ROWLEY DAPHNE C. PHILLIPS SHARON SALANDY	9879 3253 264	REFUND REFUND FORFEITED
FYZABAD	18,331	2,291	CHANDRESH L. D. SHARMA PATSY RANSOME KAMALUDEEN GHANNY	11182 6597 492	REFUND REFUND FORFEITED
LA BREA	16,187	2,023	HEDWIGE S. K. BERAUX NORRIS FERGUSON BARBARA GRAY BURKE	8951 6891 264	REFUND REFUND FORFEITED
LAVENTILLE EAST/MORVANT	12,223	1,528	FITZGERALD E. HINDS VALERIE L. HINDS HUBERT BURGIN	10049 1912 147	REFUND REFUND FORFEITED
LAVENTILLE WEST	10,368	1,296	EULALIE JAMES PRINCESS SMART CURTIS SHADE	9224 988 123	REFUND FORFEITED FORFEITED
NAPARIMA	16,030	2,004	RALPH MARAJ FAIZ RAMJOHN NIZAM BAKSH	885 2321 12744	FORFEITED REFUND REFUND
NARIVA	17,840	2,230	HARRY PARTAP HAROLD E. SUEPAUL KRISH JURAI	11578 5787 363	REFUND REFUND FORFEITED

APPENDIX XII  
ELECTIONS TO THE HOUSE OF REPRESENTATIVES, 2001  
PARTICULARS, REFUNDS AND FORFEITURES OF CANDIDATES' DEPOSITS

ELECTORAL DISTRICT	TOTAL NO. OF VOTES CAST	1/8 OF TOTAL NO. OF VOTES CAST	REFUND OR FORFEITURE OF DEPOSIT ACCORDING TO ELECTION RULE 13 (2)		
			CANDIDATE'S NAME	VOTES RECEIVED	REFUND / FORFEITURE
ORPOUCHE	17,296	2,162	TREVOR SUDAMA KHEMCHAND SEETARAM ROODAL MOONILAL	1354 2163 13701	FORFEITED REFUND REFUND
ORTOIRE/MAYARO	19,982	2,498	FRANKLIN A. KHAN WINSTON PETERS EDWIN GRANGER	9433 10252 174	REFUND REFUND FORFEITED
POINT FORTIN	16,323	2,040	VINCENT D. LASSE LAWRENCE ACHONG MURIEL AMOROSO	6531 9492 234	REFUND REFUND FORFEITED
POINTE-A-PIERRE	17,522	2,190	GILLIAN LUCKY FARAD KHAN UNANAN PERSAD	10425 6635 344	REFUND REFUND FORFEITED
PORT OF SPAIN NORTH/ ST. ANNS WEST	11,049	1,381	JOHN RAHAEL ELIZABETH AWAI WAYNE FERREIRA	8936 1884 197	REFUND REFUND FORFEITED
PORT OF SPAIN SOUTH	10,324	1,291	ERIC WILLIAMS SHARON ALEXIS JULIET DAVY ENOCH JOHN	7751 2368 131 27	REFUND REFUND FORFEITED FORFEITED
PRINCES TOWN	17,567	2,196	SUBHAS PANDAY CECIL MAHABIR RAMNARINE MOHAN	11405 5771 311	REFUND REFUND FORFEITED
SAN FERNANDO EAST	15,995	1,999	PATRICK MANNING ROBIN MONTANO HARRY CHARLIE	9864 5917 158	REFUND REFUND FORFEITED
SAN FERNANDO WEST	16,324	2,041	SADIQ BAKSH DIANNE SEUKARAN FREDERICK NORMAN	8081 7640 173	REFUND REFUND FORFEITED



APPENDIX XII  
ELECTIONS TO THE HOUSE OF REPRESENTATIVES, 2001  
PARTICULARS, REFUNDS AND FORFEITURES OF CANDIDATES' DEPOSITS

ELECTORAL DISTRICT	TOTAL NO. OF VOTES CAST	1/8 OF TOTAL NO. OF VOTES CAST	REFUND OR FORFEITURE OF DEPOSIT ACCORDING TO ELECTION RULE 13 (2)		
			CANDIDATE'S NAME	VOTES RECEIVED	REFUND / FORFEITURE
SIPARIA	17,218	2,152	KAMLA PERSAD-BISSESSAR HORRILAL RAMDEEN KATO HARRIPERSAD	13995 2469 677	REFUND REFUND FORFEITED
ST. ANNS EAST	13,971	1,746	MARTIN JOSEPH CARSON CHARLES PAUL BLAKE	10247 3499 126	REFUND REFUND FORFEITED
ST. AUGUSTINE	15,683	1,960	GERALD YETMING MERU MAHARAJ KAREN BART-ALEXANDER	10180 5218 249	REFUND REFUND FORFEITED
ST. JOSEPH	15,896	1,987	KAYAM MOHAMMED CARLOS LIONEL R. JOHN SAIEED MOHAMMED	6793 8824 242	REFUND REFUND FORFEITED
TABAQUITE	16,401	2,050	ADESH C. NANAN JAIMUNGAL P. SAHAI GARNET MUNGALSINGH	12091 3581 682	REFUND REFUND FORFEITED
TOBAGO EAST	8,384	1,048	EUDINE JOB JEFFERSON DAVIDSON JEARLEAN JOHN	4866 2384 1066	REFUND REFUND REFUND
TOBAGO WEST	9,827	1,228	STANFORD CALLENDER HOCHOY CHARLES BEVERLEY RAMSEY-MOORE	6359 2814 617	REFUND REFUND FORFEITED
TOCO/MANZANILLA	17,909	2,239	ROGER BOYNES MICHAEL ALS SOLOMON AGUILLERA	10087 7509 224	REFUND REFUND FORFEITED
TUNAPUNA	17,603	2,200	EDWARD G. HART MERVYN ASSAM REYNOLD CHINCHAMEE	8792 8538 184	REFUND REFUND FORFEITED

APPENDIX XIII  
ELECTIONS TO THE HOUSE OF REPRESENTATIVES, 2001

287

RECORD OF TRANSACTIONS AT TEMPORARY REGISTRATION OFFICES FOR  
ELECTORAL REGISTRATION - NOVEMBER 5 - NOVEMBER 13, 2001.

ELECTORAL DISTRICT	NUMBER OF REGISTRATIONS EFFECTED	NUMBER OF TRANSFERS	
		INTERNAL	EXTERNAL
ARIMA	46	71	171
AROUC A NORTH	61	101	307
AROUC A SOUTH	71	85	248
BARATARIA / SAN JUAN	45	80	178
CARONI CENTRAL	35	54	150
CARONI EAST	35	36	124
CHAGUANAS	23	61	135
COUVA NORTH	22	68	92
COUVA SOUTH	33	63	136
DIEGO MARTIN CENTRAL	74	60	228
DIEGO MARTIN EAST	78	63	212
DIEGO MARTIN WEST	97	125	251
FYZABAD	28	55	35
LA BREA	29	73	44
LAVENTILLE EAST / MORVANT	28	24	75
LAVENTILLE WEST	23	22	32
NAPARIMA	17	33	38
NARIVA	17	112	45
OROPOUCHE	17	75	84
ORTOIRE / MAYARO	33	83	81
POINT FORTIN	20	68	71
POINTE-A-PIERRE	44	80	131
POS NORTH / ST ANNS WEST	73	42	79
POS SOUTH	30	28	48
PRINCES TOWN	17	68	33
SAN FERNANDO EAST	39	169	126
SAN FERNANDO WEST	94	193	164
SIPARIA	9	25	22
ST. ANN'S EAST	35	40	88
ST. AUGUSTINE	54	87	115
ST. JOSEPH	100	98	221
TABAQUITE	13	36	52
TOBAGO EAST	35	62	35
TOBAGO WEST	48	75	53
TOCO / MANZANILLA	32	213	121
TUNAPUNA	111	172	331
<b>TOTAL</b>	<b>1,566</b>	<b>2,800</b>	<b>4,356</b>