



Republic of
Trinidad and Tobago

REPORT
OF THE
ELECTIONS AND BOUNDARIES COMMISSION
ON THE
PARLIAMENTARY ELECTIONS
HELD ON
MONDAY 11TH DECEMBER, 2000



Elections and Boundaries Commission

SCOTT HOUSE, 134-138 FREDERICK STREET, PORT OF SPAIN, REPUBLIC OF TRINIDAD AND TOBAGO.

Tel: 1 (868) 623-8320; 4622. Fax: 627-7881. Hotlines: 627-1516; 0745

REPORT

**Of the Elections and Boundaries Commission on the
Parliamentary Election held on December 11, 2000**

GIVING

- (a) **the number of votes polled for each candidate,
by polling divisions;**
- (b) **the number of rejected ballots;**
- (c) **the number of names on the revised list of electors and on the
list of special electors;**
- (d) **any other information that it may deem fit to include**

CONTENTS	Pages
Submission of Report to Honourable Speaker	V - IX
APPENDIX I showing the number of votes polled for each candidate by polling divisions and the number of rejected ballots in the following Electoral Districts :	
ARIMA	1 - 9
AROUCA NORTH	10 - 17
AROUCA SOUTH	18 - 25
BARATARIA/SAN JUAN	26 - 33
CARONI CENTRAL	34 - 41
CARONI EAST	42 - 49
CHAGUANAS	50 - 57
COUVA NORTH	58 - 65
COUVA SOUTH	66 - 72
DIEGO MARTIN CENTRAL	73 - 79
DIEGO MARTIN EAST	80 - 86
DIEGO MARTIN WEST	87 - 93
FYZABAD	94 - 101
LA BREA	102 - 109
LAVENTILLE EAST/MORVANT	110 - 116
LAVENTILLE WEST	117 - 123
NAPARIMA	124 - 130
NARIVA	131 - 139
OROPOUCHE	140 - 146
ORTOIRE/MAYARO	147 - 155
POINT FORTIN	156 - 163
POINTE-A-PIERRE	164 - 170
PORT OF SPAIN NORTH/ST. ANNS WEST	171 - 180
PORT OF SPAIN SOUTH	181 - 190
PRINCES TOWN	191 - 198
SAN FERNANDO EAST	199 - 205
SAN FERNANDO WEST	206 - 213
SIPARIA	214 - 221
ST. ANNS EAST	222 - 228
ST. AUGUSTINE	229 - 235
ST. JOSEPH	236 - 242
TABAQUITE	243 - 250
TOBAGO EAST	251 - 256
TOBAGO WEST	257 - 262
TOCO/MANZANILLA	263 - 270
TUNAPUNA	271 - 277

APPENDIX II showing the number of names on :		
(i) the revised list; and		
(ii) the list of special electors		278
APPENDIX III	Summary of APPENDIX I	279 - 280
APPENDIX IV	Analysis of votes received by each political party and rejected ballots	281
APPENDIX V	Percentage of votes cast in each Electoral District	282
APPENDIX VI	Average number of electors per polling station Total number of voters Average number of voters per polling station	283
APPENDIX VII	Voting Results in each Electoral District with majorities of winners	284 - 289
APPENDIX VIII	A summary of votes cast compared with previous Parliamentary General Elections 1961 - 1995	290
APPENDIX IX	Composition of the Supplemental List and its distribution according to Electoral Districts	291
APPENDIX X	Names, addresses, occupations and party affiliations of candidates nominated for each Electoral District	292 - 296
APPENDIX XI	List of Returning Officers	297 - 300
APPENDIX XII	Particulars, Refunds and Forfeitures of candidates' deposits	301 - 304
APPENDIX XIII	Record of Transactions at Temporary Registration Offices for Electoral Registration, October 9 - 17, 1995	305



Elections and Boundaries Commission

SCOTT HOUSE, 134-138 FREDERICK STREET, PORT OF SPAIN, REPUBLIC OF TRINIDAD AND TOBAGO.

Tel: 1 (868) 623-8320; 4622. Fax: 627-7881. Hotlines: 627-1516; 0745

May 10, 2001.

The Honourable Rupert Griffith,
Speaker of the House of Representatives,
Parliament Building,
Red House,
Port-of-Spain.

Sir,

1. Sub-rule (6) of Rule 108 of the Election Rules (the sub-rule) made under section 161 (1) of the Representation of the People Act, Chap. 2:01 (the Act), prescribes in effect that the Elections and Boundaries Commission (the Commission) shall immediately after each election "cause to be printed a report giving –
 - (a) the number of votes polled for each candidate, by polling divisions;
 - (b) the number of rejected ballots;
 - (c) the number of names on the revised list of electors and on the list of special electors; and
 - (d) any other information that it may deem fit to include;and shall forthwith forward a copy of the report" in the case of a Parliamentary Election, to the Speaker of the House of Representatives.
2. Pursuant thereto, the Commission now submits to you a copy of its Report on the Parliamentary Election held on December 11, 2000. It sets out in Appendix I, the information required by paragraphs (a) and (b) of the sub-rule and in Appendix II, that required by paragraph (c) thereof.
3. The information and comments in the paragraphs which follow are given under paragraph (d) of the sub-rule.
4. A convenient summary of the data contained in Appendix I is set out in Appendix III. It shows, inter alia, that the total number of qualified and eligible electors who exercised their franchise in this election was 597,525. This number constituted 63.05 per cent of the 947,689 names recorded in the revised list and the list of special electors compiled and published in accordance with the Act and the Rules made thereunder.

VI

5. The comparative percentages of the turn-out of electors at Parliamentary Elections in previous years are as follows:-

63.30 per cent in 1995
65.76 per cent in 1991
65.45 per cent in 1986
56.43 per cent in 1981
55.83 per cent in 1976
33.17 per cent in 1971
65.79 per cent in 1966
88.11 per cent in 1961.

6. In this election, the Commission was allowed a period of six weeks to organize and implement activities for the election on the basis, in part, of the amendments contained in the Representation of the People (Amendment) Act, 2000 (Act No. 51 of 2000) which now mandates a minimum of 35 days between the issue of the writ and the taking of the poll.
7. At the invitation of the Government of Trinidad and Tobago the Commonwealth Secretariat sent a Commonwealth Observer Group of six led by the Honourable Roy MacLaren PC, a former Canadian Cabinet Minister and diplomat. The group was able to see the closing stages of the political campaign and final pre-election arrangements, and on polling day observed voting and the counting of votes, which both took place at the polling stations.
8. The main conclusions of the Commonwealth Observer Group were that:

"

- the conditions existed for a free expression of will by the voters of Trinidad and Tobago: where we observed the process the atmosphere was peaceful, the voters were able to cast their votes freely and the secrecy of the ballot was assured;
- the results of the elections reflected the wishes of the people: the stipulated counting and tallying procedures were followed and the processes for both were fair and transparent;
- the Elections and Boundaries Commission's polling day arrangements were admirable and compare well with others in the Commonwealth;"

The Group also stated that "the conduct of the poll was in many ways an object lesson in how it should be done".

VII

9. It also noted in its report two aspects of the election process that became major issues in the campaign of the December 2000 election. One was the issue of alleged 'voter padding' in certain marginal constituencies, and the other was the allegation that two candidates had made false declarations during the nomination process.
10. These so-called marginal constituencies, five in number, namely, Tunapuna, Barataria/San Juan, St. Joseph, Ortoire/Mayaro and San Fernando West are so described because of the small margins of votes which in the General Election of 1995 separated the victors from the vanquished in these constituencies.
11. On October 6, 2000, allegations of a plan to 'pad' the electoral lists in the marginal constituencies were made to the then Chairman the late Sir Isaac Hyatali at his office by the Leader of the Opposition. Support for the allegations was furnished in the form of a series of photocopied documents said to have been handed to the Leader of the Opposition by a person whose name it was said could not be disclosed as he was in hiding. The Chairman undertook to advise the other Members of the Commission and to investigate the allegations.
12. Almost immediately thereafter, the Leader of the Opposition reported his allegation to the Press and then to the Police, and the Press promptly published the same under banner headlines while the Police prepared themselves to investigate the allegations.
13. It is important to point out at this juncture that in order to preserve the integrity and validity of the electoral list, particularly in the face of the impending election, the Commission had redoubled its efforts to improve the surveillance of the registration system by initiating at the beginning of the year 2000 a monitoring exercise to oversee transactions dealing especially with applications for across-constituency transfers. This was done with particular reference to the so called marginal constituencies.
14. The Commission, accordingly, made regular examinations of the data collected from this exercise, searching for patterns or trends which might suggest unusual movement of individuals.
15. Arising from this monitoring exercise, it was in late September 2000 that two bundles of fifty-three (53) and forty-nine (49) notifications of change of addresses were received for transfers to the marginal constituencies of Ortoire/Mayaro and Tunapuna, respectively. Field investigations thereafter, revealed that the information supplied in support of all but seven notifications was inaccurate and consequently, ninety-five (95) notifications for transfers were deemed invalid and rejected.

VIII


16. In the face of the allegations and the above invalid notifications for transfers, the Commission decided that all such notifications in the marginal constituencies from July 1, 2000 and including the period of Electoral Registration, October 3 – 11, 2000, would be subjected to special scrutiny. This was done in order to ensure:
 - (i) the rejected notifications for transfers lacked bona fides or were untruthful; and,
 - (ii) the acceptance only of those that passed the test of accuracy and satisfied the statutory requirement of at least two (2) months' residence at the changed address preceding the qualifying date of the Electoral Registration, October 12, 2000.
17. As a consequence of such scrutiny, the Commission rejected altogether 252 notifications for across - constituency transfers into the marginal constituencies.
18. After completing this exercise the Commission published on November 20, 2000 the Revised List of Electors, copies of which were posted in at least two places in every polling division throughout Trinidad and Tobago.
19. In his address to the electorate on December 8, 2000 by Chairman, Mr. Oswald Wilson, the matter of the integrity of the electoral list was dealt with. He referred to the 252 rejected applications for across-constituency transfers into marginal constituencies which were discovered by the Commission and given to the police for their investigation. Several persons were arrested and charged with making false declarations in this matter, and police action into these events is continuing.
20. The Chairman in that same address explained that the electoral system being one of permanent personal registration implies that once a person is registered he or she remains so registered until the Elections and Boundaries Commission has irrefutable evidence to remove his or her name from the list of electors. He went on to say that in every constituency there are individuals who have changed their places of residence as recorded in their original registrations, to addresses elsewhere in Trinidad and Tobago or abroad without informing the Commission, as required by the registration rules.
21. The Commission also experienced the passing of its distinguished Chairman, Sir Isaac Hyatali on December 2, 2000, nine days prior to the day of the poll.
22. In the Commission's view the electors who went to the polls and exercised their right to vote did so peacefully, freely and fearlessly and produced a result which could not properly be assailed as being contrived or fraudulent.

IX


23. Appended to this Report also, for information, study and research are tables giving, inter alia, particulars of Electoral Districts, Polling Divisions, Candidates nominated, Elected and Rejected, Polling Stations and their distribution, the Votes received by each political party, the Votes cast by the electorate at each Parliamentary Election from 1961 to 2000, and a list of Returning Officers with their allocations to each of the 36 Electoral Districts.


These Tables are identified as Appendices.

Yours faithfully,


OSWALD WILSON,
CHAIRMAN.


NORBERT MASSON,
MEMBER.


LANCE MURRAY,
MEMBER.


RAOUL JOHN,
MEMBER.


MARK RAMKERRY SINGH,
MEMBER.

Elections to the House of Representatives, 2000

ELECTORAL DISTRICT OF ARIMA

POLLING DIVISION	POLLING STATION	VOTES CAST FOR EACH CANDIDATE		REJECTED BALLOTS	VOTES CAST	ELECTORAL LIST
Number	Address	BECKLES PENNELOPE P.N.M.	GRIFFITH, RUPERT T. U.N.C.	Number at each Polling Station	Number at each Polling Station	Number of Names on List by Polling Division
1910	LA FILLETTE R.C. SCHOOL NORTH COAST ROAD LA FILLETTE	125	21	1	147	254
1915 & 1925	BLANCHISSEUSE GOV'T PRIMARY SCHOOL UPPER VILLAGE BLANCHISSEUSE	52	31	0	83	155
1920	BLANCHISSEUSE GOV'T PRIMARY SCHOOL UPPER VILLAGE BLANCHISSEUSE	179	68	2	249	387
1930-01	BRASSO SECO COMMUNITY CENTRE BRASSO SECO VILLAGE PARIA	48	35	3	86	269
1930-02	MORNE LA CROIX COMMUNITY CENTRE BLANCHISSEUSE ROAD MORNE LA CROIX	18	30	0	48	
1935	HOLY CROSS COLLEGE FARIA AVENUE, CALVARY HILL ARIMA	170	143	2	315	587
	TOTALS CARRIED FORWARD	592	328	8	928	1,652

ELECTORAL DISTRICT OF ARIMA

POLLING DIVISION	POLLING STATION	VOTES CAST FOR EACH CANDIDATE		REJECTED BALLOTS	VOTES CAST	ELECTORAL LIST
Number	Address	BECKLES PENNELOPE P.N.M.	GRIFFITH, RUPERT T. U.N.C.	Number at each Polling Station	Number at each Polling Station	Number of Names on List by Polling Division
	TOTALS BROUGHT FORWARD	592	328	8	928	1,652
1936-01	HOLY CROSS COLLEGE FARIA AVENUE, CALVARY HILL ARIMA	259	90	3	352	1,238
1936-02	HOLY CROSS COLLEGE FARIA AVENUE, CALVARY HILL ARIMA	292	92	5	389	
1937	HOLY CROSS COLLEGE FARIA AVENUE, CALVARY HILL ARIMA	221	63	3	287	509
1946	HOLY CROSS COLLEGE FARIA AVENUE, CALVARY HILL ARIMA	119	63	1	183	293
1966-01	ARIMA PRESBYTERIAN PRIMARY SCHOOL TUMPUNA ROAD ARIMA	166	81	0	247	778
1966-02	ARIMA PRESBYTERIAN PRIMARY SCHOOL TUMPUNA ROAD ARIMA	116	141	2	259	
1975-01	ARIMA NEW GOVERNMENT SCHOOL SIMONE AVENUE ARIMA	251	192	3	446	2,208
	TOTALS CARRIED FORWARD	2,016	1,050	25	3,091	6,678

Elections to the House of Representatives, 2000

ELECTORAL DISTRICT OF ARIMA

POLLING DIVISION	POLLING STATION	VOTES CAST FOR EACH CANDIDATE		REJECTED BALLOTS	VOTES CAST	ELECTORAL LIST
Number	Address	BECKLES PENNELOPE P.N.M.	GRIFFITH, RUPERT T. U.N.C.	Number at each Polling Station	Number at each Polling Station	Number of Names on List by Polling Division
	TOTALS BROUGHT FORWARD	2,016	1,050	25	3,091	6,678
1975-02	ARIMA NEW GOVERNMENT SCHOOL SIMONE AVENUE ARIMA	265	223	1	489	
1975-03	ARIMA NEW GOVERNMENT SCHOOL SIMONE AVENUE ARIMA	238	160	3	401	
1976-01	ARIMA NEW GOVERNMENT SCHOOL SIMONE AVENUE ARIMA	145	53	2	200	767
1976-02	ARIMA NEW GOVERNMENT SCHOOL SIMONE AVENUE ARIMA	175	88	1	264	
1980	ARIMA NEW GOVERNMENT SCHOOL SIMONE AVENUE ARIMA	181	211	2	394	661
1981	MALABAR RC SCHOOL SUBERO STREET ARIMA	139	238	1	378	515
1985	ARIMA BOYS' GOVERNMENT PRIMARY SCHOOL KING STREET ARIMA	228	200	1	429	750
	TOTALS CARRIED FORWARD	3,387	2,223	36	5,646	9,371

Elections to the House of Representatives, 2000

ELECTORAL DISTRICT OF ARIMA

POLLING DIVISION	POLLING STATION	VOTES CAST FOR EACH CANDIDATE		REJECTED BALLOTS	VOTES CAST	ELECTORAL LIST
Number	Address	BECKLES PENNELOPE P.N.M.	GRIFFITH, RUPERT T. U.N.C.	Number at each Polling Station	Number at each Polling Station	Number of Names on List by Polling Division
	TOTALS BROUGHT FORWARD	3,387	2,223	36	5,646	9,371
1995-01	ARIMA GIRLS' GOVERNMENT SCHOOL ST. JOSEPH STREET ARIMA.	204	103	2	309	1,084
1995-02	ARIMA GIRLS' GOVERNMENT SCHOOL ST. JOSEPH STREET ARIMA.	221	89	5	315	
2000-01	ARIMA GIRLS' GOVERNMENT SCHOOL ST. JOSEPH STREET ARIMA.	194	85	0	279	871
2000-02	ARIMA GIRLS' GOVERNMENT SCHOOL ST. JOSEPH STREET ARIMA.	174	111	1	286	
2005	ARIMA BOYS R.C. SCHOOL SANCHEZ STREET ARIMA.	173	121	1	295	482
2010	ARIMA BOYS R.C. SCHOOL SANCHEZ STREET ARIMA.	110	61	1	172	297
2015	ARIMA GIRLS' R.C. SCHOOL COR. CHURCH & WOODFORD STREETS ARIMA	77	122	0	199	357
	TOTALS CARRIED FORWARD	4,540	2,915	46	7,501	12,462

Elections to the House of Representatives, 2000

ELECTORAL DISTRICT OF ARIMA

POLLING DIVISION	POLLING STATION	VOTES CAST FOR EACH CANDIDATE		REJECTED BALLOTS	VOTES CAST	ELECTORAL LIST
Number	Address	BECKLES PENNELOPE P.N.M.	GRIFFITH, RUPERT T. U.N.C.	Number at each Polling Station	Number at each Polling Station	Number of Names on List by Polling Division
	TOTALS BROUGHT FORWARD	4,540	2,915	46	7,501	12,462
*2020	ARIMA GIRLS' R.C. SCHOOL COR. CHURCH & WOODFORD STREETS ARIMA	391	185	0	576	267
2025	ARIMA BOYS' R.C. SCHOOL SANCHEZ STREET ARIMA	97	106	1	204	338
2030	ARIMA HINDU SCHOOL TEMPLE STREET ARIMA.	147	112	0	259	451
2035	ARIMA HINDU SCHOOL TEMPLE STREET ARIMA.	263	226	3	492	768
2040	ARIMA GOVERNMENT SECONDARY SCHOOL ROBERT STREET ARIMA.	138	94	0	232	386
2041-01	ARIMA GOVERNMENT SECONDARY SCHOOL ROBERT STREET ARIMA.	213	93	0	306	1,051
2041-02	ARIMA GOVERNMENT SECONDARY SCHOOL ROBERT STREET ARIMA.	201	123	1	325	
	TOTALS CARRIED FORWARD	5,990	3,854	51	9,895	15,723

* Polling Station where the ballots of Special Electors were intermixed (Rule 93, of the Election (Amendment) Rules, 1986).

Elections to the House of Representatives, 2000

ELECTORAL DISTRICT OF ARIMA

POLLING DIVISION	POLLING STATION	VOTES CAST FOR EACH CANDIDATE		REJECTED BALLOTS	VOTES CAST	ELECTORAL LIST
Number	Address	BECKLES PENNELOPE P.N.M.	GRIFFITH, RUPERT T. U.N.C.	Number at each Polling Station	Number at each Polling Station	Number of Names on List by Polling Division
	TOTALS BROUGHT FORWARD	5,990	3,854	51	9,895	15,723
2045-01	ARIMA NEW GOVERNMENT SCHOOL SIMONE AVENUE ARIMA.	280	119	1	400	1,380
2045-02	ARIMA NEW GOVERNMENT SCHOOL SIMONE AVENUE ARIMA.	210	179	1	390	
2085-01	WALLERFIELED EXTENSION SERVICES BUILDING AMAZON ROAD WALLERFIELED	168	132	1	301	1,572
2085-02	WALLERFIELED EXTENSION SERVICES BUILDING AMAZON ROAD WALLERFIELED	120	174	1	295	
2085-03	WALLERFIELED EXTENSION SERVICES BUILDING AMAZON ROAD WALLERFIELED	101	172	0	273	
2086-01	WALLERFIELED EXTENSION SERVICES BUILDING AMAZON ROAD WALLERFIELED	116	89	3	208	795
2086-02	WALLERFIELED EXTENSION SERVICES BUILDING AMAZON ROAD WALLERFIELED	102	88	1	191	
	TOTALS CARRIED FORWARD	7,087	4,807	59	11,953	19,470

Elections to the House of Representatives, 2000

ELECTORAL DISTRICT OF ARIMA

POLLING DIVISION	POLLING STATION	VOTES CAST FOR EACH CANDIDATE		REJECTED BALLOTS	VOTES CAST	ELECTORAL LIST
Number	Address	BECKLES PENNELOPE P.N.M.	GRIFFITH, RUPERT T. U.N.C.	Number at each Polling Station	Number at each Polling Station	Number of Names on List by Polling Division
	TOTALS BROUGHT FORWARD	7,087	4,807	59	11,953	19,470
2090-01	SANTA ROSA GOVERNMENT PRIMARY SCHOOL SHADDOCK CIRCULAR SANTA ROSA HEIGHTS	283	101	1	385	2,715
2090-02	SANTA ROSA GOVERNMENT PRIMARY SCHOOL SHADDOCK CIRCULAR SANTA ROSA HEIGHTS	318	85	0	403	
2090-03	SANTA ROSA GOVERNMENT PRIMARY SCHOOL SHADDOCK CIRCULAR SANTA ROSA HEIGHTS	325	113	0	438	
2090-04	SANTA ROSA GOVERNMENT PRIMARY SCHOOL SHADDOCK CIRCULAR SANTA ROSA HEIGHTS	266	163	1	430	
2091	ARIMA GOVERNMENT SECONDARY SCHOOL ROBERT STREET ARIMA	189	120	3	312	508
2092	MT. ZION BAPTIST KINDERGARDEN SCHOOL COR. PUNNETTE AVE. & MT. ZION ROAD MATURITA, ARIMA	154	132	0	286	458
2093-01	MT. ZION BAPTIST KINDERGARDEN SCHOOL COR. PUNNETTE AVE. & MT. ZION ROAD MATURITA, ARIMA	313	85	0	398	1,698
	TOTALS CARRIED FORWARD	8,935	5,606	64	14,605	24,849

Elections to the House of Representatives, 2000

ELECTORAL DISTRICT OF ARIMA

POLLING DIVISION	POLLING STATION	VOTES CAST FOR EACH CANDIDATE		REJECTED BALLOTS	VOTES CAST	ELECTORAL LIST
Number	Address	BECKLES PENNELOPE P.N.M.	GRIFFITH, RUPERT T. U.N.C.	Number at each Polling Station	Number at each Polling Station	Number of Names on List by Polling Division
	TOTALS BROUGHT FORWARD	8,935	5,606	64	14,605	24,849
2093-02	MT. ZION BAPTIST KINDERGARDEN SCHOOL COR. PUNNETTE AVE. & MT. ZION ROAD MATURITA, ARIMA	254	56	2	312	
2093-03	MT. ZION BAPTIST KINDERGARDEN SCHOOL COR. PUNNETTE AVE. & MT. ZION ROAD MATURITA, ARIMA	221	55	1	277	
2094-01	MT. ZION BAPTIST KINDERGARDEN SCHOOL COR. PUNNETTE AVE. & MT. ZION ROAD MATURITA, ARIMA	262	99	1	362	1,301
2094-02	MT. ZION BAPTIST KINDERGARDEN SCHOOL COR. PUNNETTE AVE. & MT. ZION ROAD MATURITA, ARIMA	220	155	2	377	
2095-01	PINTO ROAD COMMUNITY CENTRE PINTO ROAD ARIMA	172	66	2	240	782
2095-02	PINTO ROAD COMMUNITY CENTRE PINTO ROAD ARIMA	137	71	1	209	
2096-01	ARIMA CENTENARY PRIMARY SCHOOL EL CARMEN STREET ARIMA	194	48	2	244	891
	TOTALS CARRIED FORWARD	10,395	6,156	75	16,626	27,823

Elections to the House of Representatives, 2000

ELECTORAL DISTRICT OF ARIMA

POLLING DIVISION	POLLING STATION	VOTES CAST FOR EACH CANDIDATE		REJECTED BALLOTS	VOTES CAST	ELECTORAL LIST
Number	Address	BECKLES PENNELOPE P.N.M.	GRIFFITH, RUPERT T. U.N.C.	Number at each Polling Station	Number at each Polling Station	Number of Names on List by Polling Division
2896-02	TOTALS BROUGHT FORWARD	10,395	6,156	75	16,626	27,823
	ARIMA CENTENARY PRIMARY SCHOOL EL CARMEN STREET ARIMA	173	93	1	267	
	2097 PINTO ROAD COMMUNITY CENTRE PINTO ROAD ARIMA	205	96	5	306	581
	2098 ARIPO COMMUNITY CENTRE ARIPO VILLAGE	169	108	2	279	544
	TOTALS	10,942	6,453	83	17,478	28,948

I hereby certify that the foregoing is a Statement of the Poll showing the number of votes cast for each Candidate, and do on this 12th day of December, 2000 declare PENNELOPE BECKLES elected.

EDMUND ALEXANDER
Returning Officer
Electoral District of ARIMA

Appendix 1

Elections to the House of Representatives, 2000

ELECTORAL DISTRICT OF AROUCA NORTH

POLLING DIVISION	POLLING STATION	VOTES CAST FOR EACH CANDIDATE		REJECTED BALLOTS	VOTES CAST	ELECTORAL LIST
Number	Address	AUGUSTUS ROY U.N.C.	NARINE, JARRETTE P.N.M.	Number at each Polling Station	Number at each Polling Station	Number of Names on List by Polling Division
1786-01	DINSLEY/TRINCITY GOVT. PRIMARY SCHOOL COR. MONTAGUE AVE & TRINCITY BOULEVARD - TRINCITY	129	358	1	488	2,787
1786-02	DINSLEY/TRINCITY GOVT. PRIMARY SCHOOL COR. MONTAGUE AVE & TRINCITY BOULEVARD - TRINCITY	101	396	2	499	
1786-03	DINSLEY/TRINCITY GOVT. PRIMARY SCHOOL COR. MONTAGUE AVE & TRINCITY BOULEVARD - TRINCITY	167	290	0	457	
1786-04	DINSLEY/TRINCITY GOVT. PRIMARY SCHOOL COR. MONTAGUE AVE & TRINCITY BOULEVARD - TRINCITY	202	320	1	523	
1805-01	MALONEY REGIONAL COMPLEX MALONEY BOULEVARD MALONEY	139	197	1	337	1,048
1805-02	MALONEY REGIONAL COMPLEX MALONEY BOULEVARD MALONEY	138	202	1	341	
1810-01	AROUCA GIRLS' R.C. PRIMARY SCHOOL CONVENT STREET AROUCA.	144	144	2	290	968
	TOTALS CARRIED FORWARD	1,020	1,907	8	2,935	4,803

Elections to the House of Representatives, 2000

ELECTORAL DISTRICT OF AROUCA NORTH

POLLING DIVISION	POLLING STATION	VOTES CAST FOR EACH CANDIDATE		REJECTED BALLOTS	VOTES CAST	ELECTORAL LIST
Number	Address	AUGUSTUS ROY U.N.C.	NARINE, JARRETTE P.N.M.	Number at each Polling Station	Number at each Polling Station	Number of Names on List by Polling Division
	TOTALS BROUGHT FORWARD	1,020	1,907	8	2,935	4,803
1810-02	AROUCA GIRLS' R.C. PRIMARY SCHOOL CONVENT STREET AROUCA	260	96	3	359	
1815-01	BON AIR GOVT. PRIMARY SCHOOL BON AIR GARDENS AROUCA	42	247	2	291	1,502
1815-02	BON AIR GOVT. PRIMARY SCHOOL BON AIR GARDENS AROUCA	63	275	0	338	
1815-03	BON AIR GOVT. PRIMARY SCHOOL BON AIR GARDENS AROUCA	59	288	0	347	
1816-01	BON AIR GOVT. PRIMARY SCHOOL BON AIR GARDENS AROUCA	76	203	1	280	907
1816-02	BON AIR GOVT. PRIMARY SCHOOL BON AIR GARDENS AROUCA	148	147	2	297	
1817	BON AIR GOVT. PRIMARY SCHOOL BON AIR GARDENS AROUCA	33	366	0	399	662
	TOTALS CARRIED FORWARD	1,701	3,529	16	5,246	7,874

Elections to the House of Representatives, 2000

ELECTORAL DISTRICT OF AROUCA NORTH

POLLING DIVISION	POLLING STATION	VOTES CAST FOR EACH CANDIDATE		REJECTED BALLOTS	VOTES CAST	ELECTORAL LIST
Number	Address	AUGUSTUS ROY U.N.C.	NARINE, JARRETTE P.N.M.	Number at each Polling Station	Number at each Polling Station	Number of Names on List by Polling Division
	TOTALS BROUGHT FORWARD	1,701	3,529	16	5,246	7,874
1818-01	BON AIR GOVT. PRIMARY SCHOOL BON AIR GARDENS AROUCA	38	258	0	296	936
1818-02	BON AIR GOVT. PRIMARY SCHOOL BON AIR GARDENS AROUCA	44	270	0	314	
1819-01	BON AIR GOVT. PRIMARY SCHOOL BON AIR GARDENS AROUCA	33	339	0	372	1,145
1819-02	BON AIR GOVT. PRIMARY SCHOOL BON AIR GARDENS AROUCA	49	284	1	334	
1820-01	AROUCA ANGLICAN PRIMARY SCHOOL EASTERN MAIN ROAD AROUCA.	65	165	1	231	776
1820-02	AROUCA ANGLICAN PRIMARY SCHOOL EASTERN MAIN ROAD AROUCA.	106	147	1	254	
1821	BON AIR GOVT. PRIMARY SCHOOL BON AIR GARDENS AROUCA	20	130	1	151	294
	TOTALS CARRIED FORWARD	2,056	5,122	20	7,198	11,025

Elections to the House of Representatives, 2000

ELECTORAL DISTRICT OF AROUCA NORTH

POLLING DIVISION	POLLING STATION	VOTES CAST FOR EACH CANDIDATE		REJECTED BALLOTS	VOTES CAST	ELECTORAL LIST
Number	Address	AUGUSTUS ROY U.N.C.	NARINE, JARRETTE P.N.M.	Number at each Polling Station	Number at each Polling Station	Number of Names on List by Polling Division
	TOTALS BROUGHT FORWARD	2,056	5,122	20	7,198	11,025
*1825	AROUCA GOVERNMENT PRIMARY SCHOOL GOLDEN GROVE ROAD AROUCA.	245	590	1	836	565
1830	AROUCA GOVERNMENT PRIMARY SCHOOL GOLDEN GROVE ROAD AROUCA.	107	128	0	235	369
1835	AROUCA GOVERNMENT PRIMARY SCHOOL GOLDEN GROVE ROAD AROUCA.	197	109	1	307	470
1840	AROUCA GOVERNMENT PRIMARY SCHOOL GOLDEN GROVE ROAD AROUCA.	127	203	1	331	538
1845-01	FIVE RIVERS HINDU SCHOOL 1ST STREET FIVE RIVERS, AROUCA	165	262	1	428	1,351
1845-02	FIVE RIVERS HINDU SCHOOL 1ST STREET FIVE RIVERS, AROUCA	318	184	2	504	
1850-01	FIVE RIVERS JUNIOR SECONDARY SCHOOL RANGE ROAD, FIVE RIVERS AROUCA	127	184	0	311	1,047
	TOTALS CARRIED FORWARD	3,342	6,782	26	10,150	15,365

* Polling Station where the ballots of Special Electors were intermixed (Rule 93, of the Election (Amendment) Rules, 1986).

Elections to the House of Representatives, 2000

ELECTORAL DISTRICT OF AROUCA NORTH

POLLING DIVISION	POLLING STATION	VOTES CAST FOR EACH CANDIDATE		REJECTED BALLOTS	VOTES CAST	ELECTORAL LIST
Number	Address	AUGUSTUS ROY U.N.C.	NARINE, JARRETTE P.N.M.	Number at each Polling Station	Number at each Polling Station	Number of Names on List by Polling Division
	TOTALS BROUGHT FORWARD	3,342	6,782	26	10,150	15,365
1850-02	FIVE RIVERS JUNIOR SECONDARY SCHOOL RANGE ROAD, FIVE RIVERS AROUCA	179	167	0	346	
1851-01	FIVE RIVERS JUNIOR SECONDARY SCHOOL RANGE ROAD, FIVE RIVERS AROUCA	181	319	0	500	1,370
1851-02	FIVE RIVERS JUNIOR SECONDARY SCHOOL RANGE ROAD, FIVE RIVERS AROUCA	123	220	1	344	
1855-01	AROUCA GIRLS' R.C. PRIMARY SCHOOL CONVENT STREET AROUCA.	99	278	1	378	1,007
1855-02	AROUCA GIRLS' R.C. PRIMARY SCHOOL CONVENT STREET AROUCA.	151	220	1	372	
1860-01	AROUCA BOYS' R.C. SCHOOL CONVENT STREET AROUCA	222	258	1	481	1,460
1860-02	AROUCA BOYS' R.C. SCHOOL CONVENT STREET AROUCA	308	194	0	502	
	TOTALS CARRIED FORWARD	4,605	8,438	30	13,073	19,202

Elections to the House of Representatives, 2000

ELECTORAL DISTRICT OF AROUCA NORTH

POLLING DIVISION	POLLING STATION	VOTES CAST FOR EACH CANDIDATE		REJECTED BALLOTS	VOTES CAST	ELECTORAL LIST
Number	Address	AUGUSTUS ROY U.N.C.	NARINE, JARRETTE P.N.M.	Number at each Polling Station	Number at each Polling Station	Number of Names on List by Polling Division
	TOTALS BROUGHT FORWARD	4,605	8,438	30	13,073	19,202
1865	SURREY VILLAGE COMMUNITY CENTRE SURREY VILLAGE LOPINOT	259	81	0	340	543
1870	LA VERONICA R.C. PRIMARY SCHOOL LOPINOT VILLAGE LOPINOT	202	172	0	374	569
1940	ARIMA WEST GOV'T PRIMARY SCHOOL ARIMA OLD ROAD ARIMA	130	189	0	319	518
1941	ARIMA WEST GOV'T PRIMARY SCHOOL ARIMA OLD ROAD ARIMA	69	259	0	328	507
1942	D'ABADIE GOVERNMENT PRIMARY SCHOOL EASTERN MAIN ROAD D'ABADIE	231	187	0	418	651
1943	D'ABADIE COMMUNITY CENTRE RECREATION GROUND ROAD D'ABADIE	99	273	0	372	621
1945-01	ARIMA WEST GOV'T PRIMARY SCHOOL ARIMA OLD ROAD ARIMA	93	261	0	354	2,659
	TOTALS CARRIED FORWARD	5,688	9,860	30	15,578	25,270

Elections to the House of Representatives, 2000

ELECTORAL DISTRICT OF AROUCA NORTH

POLLING DIVISION	POLLING STATION	VOTES CAST FOR EACH CANDIDATE		REJECTED BALLOTS	VOTES CAST	ELECTORAL LIST
Number	Address	AUGUSTUS ROY U.N.C.	NARINE, JARRETTE P.N.M.	Number at each Polling Station	Number at each Polling Station	Number of Names on List by Polling Division
	TOTALS BROUGHT FORWARD	5,688	9,860	30	15,578	25,270
1945-02	ARIMA WEST GOV'T PRIMARY SCHOOL ARIMA OLD ROAD ARIMA	68	307	1	376	
1945-03	ARIMA WEST GOV'T PRIMARY SCHOOL ARIMA OLD ROAD ARIMA	90	321	0	411	
1945-04	ARIMA WEST GOV'T PRIMARY SCHOOL ARIMA OLD ROAD ARIMA	118	294	2	414	
1950-01	ARIMA BOYS' GOVERNMENT PRIMARY SCHOOL KING STREET ARIMA	122	275	2	399	1,316
1950-02	ARIMA BOYS' GOVERNMENT PRIMARY SCHOOL KING STREET ARIMA	104	232	1	337	
1990-01	ARIMA WEST GOV'T PRIMARY SCHOOL ARIMA OLD ROAD ARIMA	66	269	4	339	1,210
	TOTALS CARRIED FORWARD	6,256	11,558	40	17,854	27,796

Elections to the House of Representatives, 2000

ELECTORAL DISTRICT OF AROUCA NORTH

POLLING DIVISION	POLLING STATION	VOTES CAST FOR EACH CANDIDATE		REJECTED BALLOTS	VOTES CAST	ELECTORAL LIST
Number	Address	AUGUSTUS ROY U.N.C.	NARINE, JARRETTE P.N.M.	Number at each Polling Station	Number at each Polling Station	Number of Names on List by Polling Division
1990-02	TOTALS BROUGHT FORWARD	6,256	11,558	40	17,854	27,796
	ARIMA WEST GOV'T PRIMARY SCHOOL	92	246	1	339	
	ARIMA OLD ROAD ARIMA TOTALS	6,348	11,804	41	18,193	27,796

I hereby certify that the foregoing is a Statement of the Poll showing the number of votes cast for each Candidate, and do on this 19th day of December, 2000 declare JARRETTE NARINE elected.

MERLE LA COA
Returning Officer
Electoral District of AROUCA NORTH

Elections to the House of Representatives, 2000
ELECTORAL DISTRICT OF AROUCA SOUTH

POLLING DIVISION	POLLING STATION	VOTES CAST FOR EACH CANDIDATE		REJECTED BALLOTS	VOTES CAST	ELECTORAL LIST
Number	Address	ROBINSON-REGIS, CAMILLE P.N.M.	VILLAFANA LOUIS K. U.N.C.	Number at each Polling Station	Number at each Polling Station	Number of Names on List by Polling Division
1806-01	PINE HAVEN S.D.A. PRIMARY SCHOOL LA RESOURCE ROAD SOUTH D'ABADIE	209	115	3	327	1,617
1806-02	PINE HAVEN S.D.A. PRIMARY SCHOOL LA RESOURCE ROAD SOUTH D'ABADIE	223	145	1	369	
1806-03	PINE HAVEN S.D.A. PRIMARY SCHOOL LA RESOURCE ROAD SOUTH D'ABADIE	188	173	1	362	
1807-01	MALONEY GOVERNMENT SCHOOL FLAMINGO BOULEVARD MALONEY GARDENS	176	12	0	188	759
1807-02	MALONEY GOVERNMENT SCHOOL FLAMINGO BOULEVARD MALONEY GARDENS	186	25	0	211	
1808-01	MALONEY GOVERNMENT SCHOOL FLAMINGO BOULEVARD MALONEY GARDENS	344	32	0	376	1,058
1808-02	MALONEY GOVERNMENT SCHOOL FLAMINGO BOULEVARD MALONEY GARDENS	225	31	0	256	
	TOTALS CARRIED FORWARD	1,551	533	5	2,089	3,434

Elections to the House of Representatives, 2000

ELECTORAL DISTRICT OF AROUCA SOUTH

POLLING DIVISION	POLLING STATION	VOTES CAST FOR EACH CANDIDATE		REJECTED BALLOTS	VOTES CAST	ELECTORAL LIST
Number	Address	ROBINSON-REGIS, CAMILLE P.N.M.	VILLAFANA LOUIS K. U.N.C.	Number at each Polling Station	Number at each Polling Station	Number of Names on List by Polling Division
	TOTALS BROUGHT FORWARD	1,551	533	5	2,089	3,434
1809-01	MALONEY GOVERNMENT SCHOOL FLAMINGO BOULEVARD MALONEY GARDENS	329	40	2	371	1,023
1809-02	MALONEY GOVERNMENT SCHOOL FLAMINGO BOULEVARD MALONEY GARDENS	275	22	1	298	
1811-01	MALONEY GOVERNMENT SCHOOL FLAMINGO BOULEVARD MALONEY GARDENS	239	15	0	254	891
1811-02	MALONEY GOVERNMENT SCHOOL FLAMINGO BOULEVARD MALONEY GARDENS	260	23	0	283	
1812-01	MALONEY GOVERNMENT SCHOOL FLAMINGO BOULEVARD MALONEY GARDENS	350	40	0	390	1,310
1812-02	MALONEY GOVERNMENT SCHOOL FLAMINGO BOULEVARD MALONEY GARDENS	330	19	0	349	
1813-01	MALONEY GOVERNMENT SCHOOL FLAMINGO BOULEVARD MALONEY GARDENS	280	30	0	310	1,083
	TOTALS CARRIED FORWARD	3,614	722	8	4,344	7,741

Elections to the House of Representatives, 2000

ELECTORAL DISTRICT OF AROUCA SOUTH

POLLING DIVISION	POLLING STATION	VOTES CAST FOR EACH CANDIDATE		REJECTED BALLOTS	VOTES CAST	ELECTORAL LIST
Number	Address	ROBINSON-REGIS, CAMILLE P.N.M.	VILLAFANA LOUIS K. U.N.C.	Number at each Polling Station	Number at each Polling Station	Number of Names on List by Polling Division
	TOTALS BROUGHT FORWARD	3,614	722	8	4,344	7,741
1813-02	MALONEY GOVERNMENT SCHOOL FLAMINGO BOULEVARD MALONEY GARDENS	272	28	1	301	
1955-01	D'ABADIE GOVERNMENT PRIMARY SCHOOL EASTERN MAIN ROAD D'ABADIE	289	126	1	416	2,217
*1955-02	D'ABADIE GOVERNMENT PRIMARY SCHOOL EASTERN MAIN ROAD D'ABADIE	809	213	5	1,027	
1955-03	D'ABADIE GOVERNMENT PRIMARY SCHOOL EASTERN MAIN ROAD D'ABADIE	281	175	1	457	
1960-01	MINISTRY OF WORKS AND TRANSPORT ST. GEORGE EAST, O' MEARA ROAD ARIMA	277	74	1	352	1,283
1960-02	MINISTRY OF WORKS AND TRANSPORT ST. GEORGE EAST, O' MEARA ROAD ARIMA	248	127	3	378	
1961-01	MINISTRY OF WORKS AND TRANSPORT ST. GEORGE EAST, O' MEARA ROAD ARIMA	117	99	1	217	774
	TOTALS CARRIED FORWARD	5,907	1,564	21	7,492	12,015

* Polling Station where the ballots of Special Electors were Intermixed (Rule 93, of the Election (Amendment Rules, 1986).

Elections to the House of Representatives, 2000

ELECTORAL DISTRICT OF AROUCA SOUTH

POLLING DIVISION	POLLING STATION	VOTES CAST FOR EACH CANDIDATE		REJECTED BALLOTS	VOTES CAST	ELECTORAL LIST
Number	Address	ROBINSON-REGIS, CAMILLE P.N.M.	VILLAFANA LOUIS K. U.N.C.	Number at each Polling Station	Number at each Polling Station	Number of Names on List by Polling Division
	TOTALS BROUGHT FORWARD	5,907	1,564	21	7,492	12,015
1961-02	MINISTRY OF WORKS AND TRANSPORT ST. GEORGE EAST, O' MEARA ROAD ARIMA	108	126	2	236	
1965-01	MALABAR COMPOSITE SCHOOL FLAMINGO BOULEVARD, PHASE 4, SECTION 2 MALABAR	236	61	1	298	3,877
1965-02	MALABAR COMPOSITE SCHOOL FLAMINGO BOULEVARD, PHASE 4, SECTION 2 MALABAR	371	44	3	418	
1965-03	MALABAR COMPOSITE SCHOOL FLAMINGO BOULEVARD, PHASE 4, SECTION 2 MALABAR	439	72	0	511	
1965-04	MALABAR COMPOSITE SCHOOL FLAMINGO BOULEVARD, PHASE 4, SECTION 2 MALABAR	468	83	0	551	
1965-05	MALABAR COMPOSITE SCHOOL FLAMINGO BOULEVARD, PHASE 4, SECTION 2 MALABAR	445	91	0	536	
1978-01	MALABAR COMMUNITY CENTRE MALABAR ROAD, ARIMA	126	155	0	281	859
	TOTALS CARRIED FORWARD	8,100	2,196	27	10,323	16,751

Elections to the House of Representatives, 2000

ELECTORAL DISTRICT OF AROUCA SOUTH

POLLING DIVISION	POLLING STATION	VOTES CAST FOR EACH CANDIDATE		REJECTED BALLOTS	VOTES CAST	ELECTORAL LIST
Number	Address	ROBINSON-REGIS, CAMILLE P.N.M.	VILLAFANA LOUIS K. U.N.C.	Number at each Polling Station	Number at each Polling Station	Number of Names on List by Polling Division
	TOTALS BROUGHT FORWARD	8,100	2,196	27	10,323	16,751
1978-02	MALABAR COMMUNITY CENTRE MALABAR ROAD, ARIMA	102	183	2	287	
1979-01	MALABAR R.C. SCHOOL SUBERO STREET ARIMA.	116	142	2	260	845
1979-02	MALABAR R.C. SCHOOL SUBERO STREET ARIMA.	99	136	0	235	
2050-01	CARAPO R.C. SCHOOL O'MEARA ROAD CARAPO	134	269	3	406	2,493
2050-02	CARAPO R.C. SCHOOL O'MEARA ROAD CARAPO	132	198	1	331	
2050-03	CARAPO R.C. SCHOOL O'MEARA ROAD CARAPO	98	323	3	424	
2050-04	CARAPO R.C. SCHOOL O'MEARA ROAD CARAPO	99	296	2	397	
	TOTALS CARRIED FORWARD	8,880	3,743	40	12,663	20,089

Elections to the House of Representatives, 2000
ELECTORAL DISTRICT OF AROUCA SOUTH

POLLING DIVISION	POLLING STATION	VOTES CAST FOR EACH CANDIDATE		REJECTED BALLOTS	VOTES CAST	ELECTORAL LIST
Number	Address	ROBINSON-REGIS, CAMILLE P.N.M.	VILLAFANA LOUIS K. U.N.C.	Number at each Polling Station	Number at each Polling Station	Number of Names on List by Polling Division
	TOTALS BROUGHT FORWARD	8,880	3,743	40	12,663	20,089
2051-01	LA HORQUETTA NORTH GOV'T PRIMARY SCHOOL LADY BIRD AVENUE LA HORQUETTA	212	28	2	242	772
2051-02	LA HORQUETTA NORTH GOV'T PRIMARY SCHOOL LADY BIRD AVENUE LA HORQUETTA	178	35	0	213	
2052	LA HORQUETTA NORTH GOV'T PRIMARY SCHOOL LADY BIRD AVENUE LA HORQUETTA	226	55	0	281	500
2053-01	LA HORQUETTA NORTH GOV'T PRIMARY SCHOOL LADY BIRD AVENUE LA HORQUETTA	155	70	1	226	817
2053-02	LA HORQUETTA NORTH GOV'T PRIMARY SCHOOL LADY BIRD AVENUE LA HORQUETTA	175	75	0	250	
2054-01	LA HORQUETTA NORTH GOV'T PRIMARY SCHOOL LADY BIRD AVENUE LA HORQUETTA	276	27	0	303	1,206
2054-02	LA HORQUETTA NORTH GOV'T PRIMARY SCHOOL LADY BIRD AVENUE LA HORQUETTA	302	56	0	358	
	TOTALS CARRIED FORWARD	10,404	4,089	43	14,536	23,384

Elections to the House of Representatives, 2000
ELECTORAL DISTRICT OF AROUCA SOUTH

POLLING DIVISION	POLLING STATION	VOTES CAST FOR EACH CANDIDATE		REJECTED BALLOTS	VOTES CAST	ELECTORAL LIST
Number	Address	ROBINSON-REGIS, CAMILLE P.N.M.	VILLAFANA LOUIS K. U.N.C.	Number at each Polling Station	Number at each Polling Station	Number of Names on List by Polling Division
	TOTALS BROUGHT FORWARD	10,404	4,089	43	14,536	23,384
2057	LA HORQUETTA NORTH GOV'T PRIMARY SCHOOL LADY BIRD AVENUE LA HORQUETTA	374	78	1	453	770
2058-01	LA HORQUETTA REGIONAL COMPLEX MARJORIE PADMORE AVENUE LA HORQUETTA	177	39	1	217	793
2058-02	LA HORQUETTA REGIONAL COMPLEX MARJORIE PADMORE AVENUE LA HORQUETTA	177	35	1	213	
2059-01	LA HORQUETTA SOUTH GOV'T PRIMARY SCHOOL GLADIOLUS CRESCENT LA HORQUETTA	259	35	2	296	949
2059-02	LA HORQUETTA SOUTH GOV'T PRIMARY SCHOOL GLADIOLUS CRESCENT LA HORQUETTA	223	48	1	272	
2061	LA HORQUETTA SOUTH GOV'T PRIMARY SCHOOL GLADIOLUS CRESCENT LA HORQUETTA	394	27	0	421	773
2062	LA HORQUETTA REGIONAL COMPLEX MARJORIE PADMORE AVENUE LA HORQUETTA	358	61	0	419	728
	TOTALS CARRIED FORWARD	12,366	4,412	49	16,827	27,397

Elections to the House of Representatives, 2000
ELECTORAL DISTRICT OF AROUCA SOUTH

POLLING DIVISION	POLLING STATION	VOTES CAST FOR EACH CANDIDATE		REJECTED BALLOTS	VOTES CAST	ELECTORAL LIST
Number	Address	ROBINSON-REGIS, CAMILLE P.N.M.	VILLAFANA LOUIS K. U.N.C.	Number at each Polling Station	Number at each Polling Station	Number of Names on List by Polling Division
	TOTALS BROUGHT FORWARD	12,366	4,412	49	16,827	27,397
2063	LA HORQUETTA SOUTH GOV'T PRIMARY SCHOOL GLADIOLUS CRESCENT LA HORQUETTA	388	55	1	444	752
2064	LA HORQUETTA SOUTH GOV'T PRIMARY SCHOOL GLADIOLUS CRESCENT LA HORQUETTA	360	53	3	416	765
2066	LA HORQUETTA SOUTH GOV'T PRIMARY SCHOOL GLADIOLUS CRESCENT LA HORQUETTA	259	87	4	350	615
	TOTALS	13,373	4,607	57	18,037	29,529

I hereby certify that the foregoing is a Statement of the Poll showing the number of votes cast for each Candidate, and do on this 12th day of December, 2000
declare CAMILLE ROBINSON-REGIS elected.

ALFRED LALA
Returning Officer
Electoral District of AROUCA SOUTH

Elections to the House of Representatives, 2000
ELECTORAL DISTRICT OF BARATARIA/SAN JUAN

POLLING DIVISION	POLLING STATION	VOTES CAST FOR EACH CANDIDATE		REJECTED BALLOTS	VOTES CAST	ELECTORAL LIST
Number	Address	KHAN, FUAD U.N.C.	MOHAMMED, NAFEEZA P.N.M.	Number at each Polling Station	Number at each Polling Station	Number of Names on List by Polling Division
1095-01	SAN JUAN GOVERNMENT SECONDARY SCHOOL MOREAU ROAD VIA SADDLE ROAD SAN JUAN	67	201	0	268	859
1095-02	SAN JUAN GOVERNMENT SECONDARY SCHOOL MOREAU ROAD VIA SADDLE ROAD SAN JUAN	83	158	0	241	
1100	FEBEAU GOVERNMENT SCHOOL SADDLE ROAD, CONCORD VILLAGE SAN JUAN	106	186	0	292	473
1105	SEVENTH DAY ADVENTIST SCHOOL MISSION ROAD SAN JUAN	128	253	1	382	671
1106	SAN JUAN PRESBYTERIAN SCHOOL COR SADDLE RD & MISSION ROAD SAN JUAN	190	117	0	307	446
1110	SAN JUAN GIRLS' GOVERNMENT SCHOOL SECOND STREET SAN JUAN	188	206	1	395	633
1120	SAN JUAN BOYS' GOVERNMENT SCHOOL SECOND STREET SAN JUAN.	137	198	2	337	550
	TOTALS CARRIED FORWARD	899	1,319	4	2,222	3,632

Elections to the House of Representatives, 2000
ELECTORAL DISTRICT OF BARATARIA/SAN JUAN

POLLING DIVISION	POLLING STATION	VOTES CAST FOR EACH CANDIDATE		REJECTED BALLOTS	VOTES CAST	ELECTORAL LIST
Number	Address	KHAN, FUAD U.N.C.	MOHAMMED, NAFEESA P.N.M.	Number at each Polling Station	Number at each Polling Station	Number of Names on List by Polling Division
	TOTALS BROUGHT FORWARD	899	1,319	4	2,222	3,632
1125	SAN JUAN PRESBYTERIAN SCHOOL COR SADDLE RD & MISSION ROAD SAN JUAN	63	173	1	237	425
1130	FEBEAU GOVERNMENT SCHOOL SADDLE ROAD, CONCORD VILLAGE SAN JUAN	64	362	3	429	761
1320	HARMONITES PAN THEATRE CHURCHILL ROOSEVELT HIGHWAY BARATARIA	102	230	1	333	538
1325	BARATARIA BOYS' R.C. SCHOOL CORNER 8TH AVE. & 11TH STREET BARATARIA	159	195	0	354	560
1330	BARATARIA BOYS' R.C. SCHOOL CORNER 8TH AVE. & 11TH STREET BARATARIA	112	244	0	356	562
1335-01	BARATARIA SENIOR COMPREHENSIVE SCHOOL THIRD AVENUE EXTENSION BARATARIA	65	260	0	325	1,027
1335-02	BARATARIA SENIOR COMPREHENSIVE SCHOOL THIRD AVENUE EXTENSION BARATARIA	153	236	2	391	
	TOTALS CARRIED FORWARD	1,617	3,019	11	4,647	7,505

Elections to the House of Representatives, 2000
ELECTORAL DISTRICT OF BARATARIA/SAN JUAN

POLLING DIVISION	POLLING STATION	VOTES CAST FOR EACH CANDIDATE		REJECTED BALLOTS	VOTES CAST	ELECTORAL LIST
Number	Address	KHAN, FUAD U.N.C.	MOHAMMED, NAFEESA P.N.M.	Number at each Polling Station	Number at each Polling Station	Number of Names on List by Polling Division
	TOTALS BROUGHT FORWARD	1,617	3,019	11	4,647	7,505
1336-01	BARATARIA SENIOR COMPREHENSIVE SCHOOL THIRD AVENUE EXTENSION BARATARIA	194	131	4	329	937
1336-02	BARATARIA SENIOR COMPREHENSIVE SCHOOL THIRD AVENUE EXTENSION BARATARIA	212	69	2	283	
1340	BARATARIA E.C. SCHOOL CORNER 6TH AVE. & 8TH STREET BARATARIA	312	132	1	445	643
1345	BARATARIA E.C. SCHOOL CORNER 6TH AVE. & 8TH STREET BARATARIA	96	171	0	267	463
1350	BARATARIA M.B. FRIENDLY SOCIETY HALL 113 EASTERN MAIN ROAD BARATARIA	93	138	0	231	376
*1355	BARATARIA M.B. FRIENDLY SOCIETY HALL 113 EASTERN MAIN ROAD BARATARIA	120	308	1	429	280
1360	BARATARIA E.C. SCHOOL CORNER 6TH AVE. & 8TH STREET BARATARIA	142	287	1	430	704
	TOTALS CARRIED FORWARD	2,786	4,255	20	7,061	10,908

* Polling Station where the ballots of Special Electors were intermixed (Rule 93, of the Election (Amendment) Rules, 1986).

Elections to the House of Representatives, 2000
ELECTORAL DISTRICT OF BARATARIA/SAN JUAN

POLLING DIVISION	POLLING STATION	VOTES CAST FOR EACH CANDIDATE		REJECTED BALLOTS	VOTES CAST	ELECTORAL LIST
Number	Address	KHAN, FUAD U.N.C.	MOHAMMED, NAFEESA P.N.M.	Number at each Polling Station	Number at each Polling Station	Number of Names on List by Polling Division
	TOTALS BROUGHT FORWARD	2,786	4,255	20	7,061	10,908
1365	BARATARIA E.C. SCHOOL CORNER 6TH AVE. & 8TH STREET BARATARIA	112	233	2	347	596
1370	BARATARIA SENIOR COMPREHENSIVE SCHOOL 3RD AVENUE EXTENSION BARATARIA	137	197	0	334	526
1375	BARATARIA JUNIOR SECONDARY SCHOOL 3RD AVENUE EXTENSION BARATARIA	109	166	0	275	444
1380	BARATARIA JUNIOR SECONDARY SCHOOL 3RD AVENUE EXTENSION BARATARIA	92	92	0	184	288
1385	EL SOCORRO ISLAMIC T.L.A. SCHOOL BISSESSAR STREET EL SOCORRO	123	107	0	230	350
1390	EL SOCORRO S.D.M.S. HINDU SCHOOL MARAJ STREET SAN JUAN	222	118	0	340	531
1395	EL SOCORRO ISLAMIC T.L.A. SCHOOL BISSESSAR STREET EL SOCORRO	121	118	0	239	387
	TOTALS CARRIED FORWARD	3,702	5,286	22	9,010	14,030

Elections to the House of Representatives, 2000
ELECTORAL DISTRICT OF BARATARIA/SAN JUAN

POLLING DIVISION	POLLING STATION	VOTES CAST FOR EACH CANDIDATE		REJECTED BALLOTS	VOTES CAST	ELECTORAL LIST
Number	Address	KHAN, FUAD U.N.C.	MOHAMMED, NAFEESA P.N.M.	Number at each Polling Station	Number at each Polling Station	Number of Names on List by Polling Division
	TOTALS BROUGHT FORWARD	3,702	5,286	22	9,010	14,030
1400-01	EL SOCORRO S.D.M.S. HINDU SCHOOL MARAJ STREET SAN JUAN	213	95	0	308	899
1400-02	EL SOCORRO S.D.M.S. HINDU SCHOOL MARAJ STREET SAN JUAN	205	70	0	275	
1405-01	DON MIGUEL HINDU SCHOOL COR. REDMAN LANE & DON MIGUEL ROAD SAN JUAN	282	100	0	382	1,871
1405-02	DON MIGUEL HINDU SCHOOL COR. REDMAN LANE & DON MIGUEL ROAD SAN JUAN	324	99	3	426	
1405-03	DON MIGUEL HINDU SCHOOL COR. REDMAN LANE & DON MIGUEL ROAD SAN JUAN	348	88	3	439	
1410-01	EL SOCORRO CENTRAL GOV'T SCHOOL HEALTH CENTRE ROAD, ALI'S ALLEY EL SOCORRO, SAN JUAN	200	128	0	328	1,065
1410-02	EL SOCORRO CENTRAL GOV'T SCHOOL HEALTH CENTRE ROAD, ALI'S ALLEY EL SOCORRO, SAN JUAN	298	81	3	382	
	TOTALS CARRIED FORWARD	5,572	5,947	31	11,550	17,865

Elections to the House of Representatives, 2000
ELECTORAL DISTRICT OF BARATARIA/SAN JUAN

POLLING DIVISION	POLLING STATION	VOTES CAST FOR EACH CANDIDATE		REJECTED BALLOTS	VOTES CAST	ELECTORAL LIST
Number	Address	KHAN, FUAD U.N.C.	MOHAMMED, NAFEESA P.N.M.	Number at each Polling Station	Number at each Polling Station	Number of Names on List by Polling Division
	TOTALS BROUGHT FORWARD	5,572	5,947	31	11,550	17,865
1415-01	EL SOCORRO SOUTH GOVERNMENT SCHOOL KAMAL LANE EL SOCORRO SOUTH	310	71	2	383	1,754
1415-02	EL SOCORRO SOUTH GOVERNMENT SCHOOL KAMAL LANE EL SOCORRO SOUTH	314	65	0	379	
1415-03	EL SOCORRO SOUTH GOVERNMENT SCHOOL KAMAL LANE EL SOCORRO SOUTH	402	45	2	449	
1416	EL SOCORRO CENTRAL GOV'T SCHOOL HEALTH CENTRE ROAD, ALI'S ALLEY EL SOCORRO, SAN JUAN	233	62	2	297	439
1420	EL SOCORRO CENTRAL GOV'T SCHOOL HEALTH CENTRE ROAD, ALI'S ALLEY EL SOCORRO, SAN JUAN	246	144	2	392	615
1425	EL SOCORRO SOUTH GOVERNMENT SCHOOL KAMAL LANE EL SOCORRO SOUTH	144	61	0	205	329
1430	ARANGUEZ ISLAMIC MUSLIM SCHOOL BOUNDARY ROAD ARANGUEZ	237	120	1	358	582
	TOTALS CARRIED FORWARD	7,458	6,515	40	14,013	21,584

Elections to the House of Representatives, 2000
ELECTORAL DISTRICT OF BARATARIA/SAN JUAN

POLLING DIVISION	POLLING STATION	VOTES CAST FOR EACH CANDIDATE		REJECTED BALLOTS	VOTES CAST	ELECTORAL LIST
Number	Address	KHAN, FUAD U.N.C.	MOHAMMED, NAFEESA P.N.M.	Number at each Polling Station	Number at each Polling Station	Number of Names on List by Polling Division
	TOTALS BROUGHT FORWARD	7,458	6,515	40	14,013	21,584
1431-01	ARANGUEZ JUNIOR SECONDARY SCHOOL BOUNDARY ROAD EXTENSION ARANGUEZ	163	148	0	311	951
1431-02	ARANGUEZ JUNIOR SECONDARY SCHOOL BOUNDARY ROAD EXTENSION ARANGUEZ	214	66	1	281	
1435	EL SOCORRO NORTH GOVERNMENT SCHOOL LOOTOO STREET EL SOCORRO	275	121	1	397	617
1436-01	EL SOCORRO NORTH GOVERNMENT SCHOOL LOOTOO STREET EL SOCORRO	232	107	3	342	921
1436-02	EL SOCORRO NORTH GOVERNMENT SCHOOL LOOTOO STREET EL SOCORRO	235	58	3	296	
1440	EL SOCORRO ISLAMIC T.L.A. SCHOOL BISSESSAR STREET EL SOCORRO	327	66	3	396	591
	TOTALS CARRIED FORWARD	8,904	7,081	51	16,036	24,664

Elections to the House of Representatives, 2000
ELECTORAL DISTRICT OF BARATARIA/SAN JUAN

POLLING DIVISION	POLLING STATION	VOTES CAST FOR EACH CANDIDATE		REJECTED BALLOTS	VOTES CAST	ELECTORAL LIST
Number	Address	KHAN, FUAD U.N.C.	MOHAMMED, NAFEESA P.N.M.	Number at each Polling Station	Number at each Polling Station	Number of Names on List by Polling Division
1445	TOTALS BROUGHT FORWARD	8,904	7,081	51	16,036	24,664
	GHANDI MEMORIAL VEDIC SCHOOL ARANGUEZ MAIN ROAD ARANGUEZ	194	40	0	234	357
	TOTALS	9,098	7,121	51	16,270	25,021

I hereby certify that the foregoing is a Statement of the Poll showing the number of votes cast for each Candidate, and do on this 11th day of December, 2000 declare FUAD KHAN elected.

JOSEPH LEWIS
Returning Officer
Electoral District of BARATARIA/SAN JUAN

Elections to the House of Representatives, 2000
ELECTORAL DISTRICT OF CARONI CENTRAL

POLLING DIVISION	POLLING STATION	VOTES CAST FOR EACH CANDIDATE		REJECTED BALLOTS	VOTES CAST	ELECTORAL LIST
Number	Address	RAFEEQ, HAMZA U.N.C.	RAMROOP SATISH P.N.M.	Number at each Polling Station	Number at each Polling Station	Number of Names on List by Polling Division
2790	CAPARO R.C. SCHOOL BRASSO-CAPARO VALLEY ROAD CAPARO	385	106	2	493	733
2795	PALMISTE GOVERNMENT SCHOOL SCHOOL ROAD PALMISTE	212	44	1	257	355
2796-01	PALMISTE GOVERNMENT SCHOOL SCHOOL ROAD PALMISTE	373	89	1	463	1,222
2796-02	PALMISTE GOVERNMENT SCHOOL SCHOOL ROAD PALMISTE	349	43	2	394	
2821-01	CHAGUANAS JUNIOR SECONDARY SCHOOL HELEN STREET LANGE PARK, CHAGUANAS	116	201	4	321	1,084
2821-02	CHAGUANAS JUNIOR SECONDARY SCHOOL HELEN STREET LANGE PARK, CHAGUANAS	211	149	4	364	
2825-01	TROPICAL ANGEL HARPS PAN PALACE COR JOHNSON STREET & S.M.R. ENTERPRISE	139	321	4	464	1,442
	TOTALS CARRIED FORWARD	1,785	953	18	2,756	4,836

Elections to the House of Representatives, 2000
ELECTORAL DISTRICT OF CARONI CENTRAL

POLLING DIVISION	POLLING STATION	VOTES CAST FOR EACH CANDIDATE		REJECTED BALLOTS	VOTES CAST	ELECTORAL LIST
Number	Address	RAFEEQ, HAMZA U.N.C.	RAMROOP SATISH P.N.M.	Number at each Polling Station	Number at each Polling Station	Number of Names on List by Polling Division
	TOTALS BROUGHT FORWARD	1,785	953	18	2,756	4,836
2825-02	TROPICAL ANGEL HARPS PAN PALACE COR JOHNSON STREET & S.M.R. ENTERPRISE	195	272	0	467	
2826-01	CHAGUANAS JUNIOR SECONDARY SCHOOL HELEN STREET, LANGE PARK, CHAGUANAS	162	220	1	383	1,290
2826-02	CHAGUANAS JUNIOR SECONDARY SCHOOL HELEN STREET, LANGE PARK, CHAGUANAS	283	121	2	406	
2828-01	LENDORE HINDU SCHOOL COR. ENTERPRISE & SCHOOL STREETS ENTERPRISE	77	187	2	266	852
2828-02	LENDORE HINDU SCHOOL COR. ENTERPRISE & SCHOOL STREETS ENTERPRISE	97	146	1	244	
2829-01	LENDORE HINDU SCHOOL COR. ENTERPRISE & SCHOOL STREETS ENTERPRISE	132	199	1	332	1,542
2829-02	LENDORE HINDU SCHOOL COR. ENTERPRISE & SCHOOL STREETS ENTERPRISE	109	189	1	299	
	TOTALS CARRIED FORWARD	2,840	2,287	26	5,153	8,520

ELECTORAL DISTRICT OF CARONI CENTRAL

POLLING DIVISION	POLLING STATION	VOTES CAST FOR EACH CANDIDATE		REJECTED BALLOTS	VOTES CAST	ELECTORAL LIST
Number	Address	RAFEEQ, HAMZA U.N.C.	RAMROOP SATISH P.N.M.	Number at each Polling Station	Number at each Polling Station	Number of Names on List by Polling Division
	TOTALS BROUGHT FORWARD	2,840	2,287	26	5,153	8,520
2829-03	LENDORE HINDU SCHOOL COR. ENTERPRISE & SCHOOL STREETS ENTERPRISE	148	168	1	317	
2831-01	LONGDENVILLE PRESBYTERIAN SCHOOL BRASSO-CAPARO VALLEY ROAD LONGDENVILLE	186	81	5	272	889
2831-02	LONGDENVILLE PRESBYTERIAN SCHOOL BRASSO-CAPARO VALLEY ROAD LONGDENVILLE	260	66	1	327	
2832-01	LONGDENVILLE PRESBYTERIAN SCHOOL BRASSO-CAPARO VALLEY ROAD LONGDENVILLE	91	174	1	266	876
2832-02	LONGDENVILLE PRESBYTERIAN SCHOOL BRASSO-CAPARO VALLEY ROAD LONGDENVILLE	110	168	1	279	
2840-01	EDINBURGH GOV'T PRIMARY SCHOOL KESTRAL BOULEVARD EDINBURGH 500	61	285	3	349	1,888
2840-02	EDINBURGH GOV'T PRIMARY SCHOOL KESTRAL BOULEVARD EDINBURGH 500	83	393	0	476	
	TOTALS CARRIED FORWARD	3,779	3,622	38	7,439	12,173

Elections to the House of Representatives, 2000
ELECTORAL DISTRICT OF CARONI CENTRAL

POLLING DIVISION	POLLING STATION	VOTES CAST FOR EACH CANDIDATE		REJECTED BALLOTS	VOTES CAST	ELECTORAL LIST
Number	Address	RAFEeq. HAMZA U.N.C.	RAMROOP SATISH P.N.M.	Number at each Polling Station	Number at each Polling Station	Number of Names on List by Polling Division
	TOTALS BROUGHT FORWARD	3,779	3,622	38	7,439	12,173
2840-03	EDINBURGH GOV'T PRIMARY SCHOOL KESTRAL BOULEVARD EDINBURGH 500	78	311	1	390	
*2841	TANTEAK LTD. COMPOUND CONNECTOR ROAD CARLSEN FIELD	297	256	0	553	204
2845-01	CHAGUANAS SENIOR COMPREHENSIVE SCHOOL HELEN STREET, LANGE PARK, CHAGUANAS	216	132	0	348	1,086
2845-02	CHAGUANAS SENIOR COMPREHENSIVE SCHOOL HELEN STREET, LANGE PARK, CHAGUANAS	236	89	1	326	
2850-01	CHAGUANAS JUNIOR SECONDARY SCHOOL HELEN STREET, LANGE PARK, CHAGUANAS	134	168	1	303	1,549
2850-02	CHAGUANAS JUNIOR SECONDARY SCHOOL HELEN STREET, LANGE PARK, CHAGUANAS	190	99	0	289	
2850-03	CHAGUANAS JUNIOR SECONDARY SCHOOL HELEN STREET, LANGE PARK, CHAGUANAS	182	125	1	308	
	TOTALS CARRIED FORWARD	5,112	4,802	42	9,956	15,012

* Polling Station where the ballots of Special Electors were intermixed (Rule 93, of the Election (Amendment) Rules, 1986).

ELECTORAL DISTRICT OF CARONI CENTRAL

POLLING DIVISION	POLLING STATION	VOTES CAST FOR EACH CANDIDATE		REJECTED BALLOTS	VOTES CAST	ELECTORAL LIST
Number	Address	RAFEEQ, HAMZA U.N.C.	RAMROOP SATISH P.N.M.	Number at each Polling Station	Number at each Polling Station	Number of Names on List by Polling Division
	TOTALS BROUGHT FORWARD	5,112	4,802	42	9,956	15,012
2851-01	MONTROSE GOVERNMENT SCHOOL LA CLAVE STREET MONTROSE, CHAGUANAS	280	126	5	411	1,361
2851-02	MONTROSE GOVERNMENT SCHOOL LA CLAVE STREET MONTROSE, CHAGUANAS	340	113	1	454	
2900	SEERERAM MEMORIAL VEDIC SCHOOL OLD SOUTHERN MAIN ROAD MONTROSE.	370	57	2	429	678
3001-01	NATIONAL FLOUR MILLS LTD. RICE MILL DIVISION COMPOUND CONNECTOR ROAD, CARLSEN FIELD	241	78	0	319	1,073
3001-02	NATIONAL FLOUR MILLS LTD. RICE MILL DIVISION COMPOUND CONNECTOR ROAD, CARLSEN FIELD	336	66	1	403	
3005-01	CARAPICHAIMA SENIOR COMPREHENSIVE SCHOOL MC LEOD TRACE FREEPORT	220	103	1	324	1,022
3005-02	CARAPICHAIMA SENIOR COMPREHENSIVE SCHOOL MC LEOD TRACE FREEPORT	293	71	0	364	
	TOTALS CARRIED FORWARD	7,192	5,416	52	12,660	19,146

Election to the House of Representatives, 2000
ELECTORAL DISTRICT OF CARONI CENTRAL

POLLING DIVISION	POLLING STATION	VOTES CAST FOR EACH CANDIDATE		REJECTED BALLOTS	VOTES CAST	ELECTORAL LIST
Number	Address	RAFFEQ, HAMZA U.N.C.	RAMROOP SATISH P.N.M.	Number at each Polling Station	Number at each Polling Station	Number of Names on List by Polling Division
	TOTALS BROUGHT FORWARD	7,192	5,416	52	12,660	19,146
3010-01	FREEPORT-LA QUESA COMMUNITY CENTRE LA QUESA ROAD FREEPORT	247	22	1	270	972
3010-02	FREEPORT-LA QUESA COMMUNITY CENTRE LA QUESA ROAD FREEPORT	411	28	1	440	
3015-01	CAPARO R.C. SCHOOL BRASSO-CAPARO VALLEY ROAD CAPARO	227	57	0	284	810
3015-02	CAPARO R.C. SCHOOL BRASSO-CAPARO VALLEY ROAD CAPARO	297	21	2	320	
3020	FLANAGIN TOWN R.C. SCHOOL BRASSO-CAPARO VALLEY ROAD FLANAGIN TOWN	262	173	1	436	666
3035	GRAN COUVA R.C. SCHOOL MAIN ROAD, PEPPER VILLAGE GRAN COUVA	252	43	0	295	478
3040	CHICKLAND R.C. SCHOOL CHICKLAND ROAD UPPER CARAPICHAIMA	158	32	0	190	333
	TOTALS CARRIED FORWARD	9,046	5,792	57	14,895	22,405

ELECTORAL DISTRICT OF CARONI CENTRAL

POLLING DIVISION	POLLING STATION	VOTES CAST FOR EACH CANDIDATE		REJECTED BALLOTS	VOTES CAST	ELECTORAL LIST
Number	Address	RAFEEQ, HAMZA U.N.C.	RAMROOP SATISH P.N.M.	Number at each Polling Station	Number at each Polling Station	Number of Names on List by Polling Division
	TOTALS BROUGHT FORWARD	9,046	5,792	57	14,895	22,405
3045-01	UPPER CARAPICHAIMA PRESBYTERIAN SCHOOL FREEPORT MISSION ROAD FREEPORT	335	31	1	367	1,640
3045-02	UPPER CARAPICHAIMA PRESBYTERIAN SCHOOL FREEPORT MISSION ROAD FREEPORT	364	24	0	388	
3045-03	UPPER CARAPICHAIMA PRESBYTERIAN SCHOOL FREEPORT MISSION ROAD FREEPORT	379	27	1	407	
3050-01	FREEPORT PRESBYTERIAN SCHOOL FREEPORT MISSION ROAD FREEPORT	241	51	2	294	1,102
3050-02	FREEPORT PRESBYTERIAN SCHOOL FREEPORT MISSION ROAD FREEPORT	423	39	0	462	
3060	FREEPORT PRESBYTERIAN SCHOOL FREEPORT MISSION ROAD FREEPORT	334	22	2	358	555
3065-01	PREYSAL GOVERNMENT SCHOOL FREEPORT MISSION ROAD PREYSAL	428	79	0	507	1,413
	TOTALS CARRIED FORWARD	11,550	6,065	63	17,678	27,115

Elections to the House of Representatives, 2000
ELECTORAL DISTRICT OF CARONI CENTRAL

POLLING DIVISION	POLLING STATION	VOTES CAST FOR EACH CANDIDATE		REJECTED BALLOTS	VOTES CAST	ELECTORAL LIST
Number	Address	RAFEEQ, HAMZA U.N.C.	RAMROOP SATISH P.N.M.	Number at each Polling Station	Number at each Polling Station	Number of Names on List by Polling Division
	TOTALS BROUGHT FORWARD	11,550	6,065	63	17,678	27,115
3065-02	PREYSAL GOVERNMENT SCHOOL FREEPORT MISSION ROAD PREYSAL	415	66	1	482	
3070-01	PREYSAL GOVERNMENT SCHOOL FREEPORT MISSION ROAD PREYSAL	467	58	4	529	1,504
3070-02	PREYSAL GOVERNMENT SCHOOL FREEPORT MISSION ROAD PREYSAL	537	36	2	575	
3081	INDIAN TRAIL COMMUNITY CENTRE INDIAN TRAIL ROAD INDIAN TRAIL	207	53	2	262	411
	TOTALS	13,176	6,278	72	19,526	29,030

I hereby certify that the foregoing is a Statement of the Poll showing the number of votes cast for each Candidate, and do on this 18th day of December, 2000 declare HAMZA RAFEEQ elected.

SONNILAL RAMSAROOP
Returning Officer
Electoral District of CARONI CENTRAL

Elections to the House of Representatives, 2000

ELECTORAL DISTRICT OF CARONI EAST

POLLING DIVISION	POLLING STATION	VOTES CAST FOR EACH CANDIDATE		REJECTED BALLOTS	VOTES CAST	ELECTORAL LIST
Number	Address	PARMASHWAR LYNDSEY ANNE D. P.N.M.	SINGH, GANGA U.N.C.	Number at each Polling Station	Number at each Polling Station	Number of Names on List by Polling Division
1796-01	ST DAVIDS' R.C. SCHOOL CARONI SOUTH BANK ROAD KELLY VILLAGE CARONI	90	312	2	404	1,299
1796-02	ST DAVIDS' R.C. SCHOOL CARONI SOUTH BANK ROAD KELLY VILLAGE CARONI	100	345	0	445	
2055-01	SAN RAFAEL R.C. SCHOOL TUMPUNA ROAD SAN RAFAEL	99	299	1	399	1,287
2055-02	SAN RAFAEL R.C. SCHOOL TUMPUNA ROAD SAN RAFAEL	94	308	2	404	
2056	BRAZIL R.C. SCHOOL TALPARO MAIN ROAD BRAZIL	172	190	1	363	635
2060	TALPARO R.C. SCHOOL SCHOOL STREET TALPARO	190	138	0	328	559
2065-01	MUNDO NUEVO R.C. SCHOOL JOHN DILLON TRACE MUNDO NUEVO	92	114	1	207	859
	TOTALS CARRIED FORWARD	837	1,706	7	2,550	4,639

Elections to the House of Representatives, 2000

ELECTORAL DISTRICT OF CARONI EAST

POLLING DIVISION	POLLING STATION	VOTES CAST FOR EACH CANDIDATE		REJECTED BALLOTS	VOTES CAST	ELECTORAL LIST
Number	Address	PARMANIWAR LYNDAY ANNE D. P.N.M.	SINGH, GANGA U.N.C.	Number at each Polling Station	Number at each Polling Station	Number of Names on List by Polling Division
	TOTALS BROUGHT FORWARD	837	1,706	7	2,550	4,639
2065-02	MUNDO NUEVO R.C. SCHOOL JOHN DILLON TRACE MUNDO NUEVO	77	148	1	226	
2070	TALPARO R.C. SCHOOL SCHOOL STREET TALPARO	20	76	2	98	170
2075	TALPARO R.C. SCHOOL SCHOOL STREET TALPARO	29	11	1	41	92
2080-01	SAN RAFAEL R.C. SCHOOL TUMPUNA ROAD SAN RAFAEL	113	163	3	279	977
2080-02	SAN RAFAEL R.C. SCHOOL TUMPUNA ROAD SAN RAFAEL	135	198	1	334	
2660	MAMORAL R.C. SCHOOL MAMORAL ROAD #2 MAMORAL #2	158	242	0	400	665
2665	TODD'S ROAD R.C. SCHOOL FLETCHER'S ROAD TODD'S ROAD	137	327	1	465	638
	TOTALS CARRIED FORWARD	1,506	2,871	16	4,393	7,181

ELECTORAL DISTRICT OF CARONI EAST

POLLING DIVISION	POLLING STATION	VOTES CAST FOR EACH CANDIDATE		REJECTED BALLOTS	VOTES CAST	ELECTORAL LIST
Number	Address	PARMASHWAR LYNDSEY ANNE D. P.N.M.	SINGH, GANGA U.N.C.	Number at each Polling Station	Number at each Polling Station	Number of Names on List by Polling Division
	TOTALS BROUGHT FORWARD	1,506	2,871	16	4,393	7,181
2670-01	TODD'S ROAD R.C. SCHOOL. FLETCHER'S ROAD TODD'S ROAD	152	181	1	334	1,020
2670-02	TODD'S ROAD R.C. SCHOOL. FLETCHER'S ROAD TODD'S ROAD	121	249	1	371	
2671	TALPARO R.C. SCHOOL. SCHOOL STREET TALPARO	74	16	1	91	163
2675	LAS LOMAS R.C. SCHOOL. LAS LOMAS NO 1	53	354	2	409	596
2680-01	LAS LOMAS #2 GOVERNMENT SCHOOL. CARONI SOUTH BANK ROAD LAS LOMAS #2	40	325	2	367	1,774
2680-02	LAS LOMAS #2 GOVERNMENT SCHOOL. CARONI SOUTH BANK ROAD LAS LOMAS #2	38	345	0	383	
2680-03	LAS LOMAS #2 GOVERNMENT SCHOOL. CARONI SOUTH BANK ROAD LAS LOMAS #2	39	397	9	445	
	TOTALS CARRIED FORWARD	2,023	4,738	32	6,793	10,734

Elections to the House of Representatives, 2000

ELECTORAL DISTRICT OF CARONI EAST

POLLING DIVISION	POLLING STATION	VOTES CAST FOR EACH CANDIDATE		REJECTED BALLOTS	VOTES CAST	ELECTORAL LIST
Number	Address	PARMASHWAR LYNDSAY ANNE D. P.N.M.	SINGH, GANGA U.N.C.	Number at each Polling Station	Number at each Polling Station	Number of Names on List by Polling Division
	TOTALS BROUGHT FORWARD	2,023	4,738	32	6,793	10,734
2685-01	ST HELENA HINDU SCHOOL CARONI SOUTH BANK ROAD ST HELENA V'GE, PIARCO	17	531	1	549	1,445
2685-02	ST HELENA HINDU SCHOOL CARONI SOUTH BANK ROAD ST HELENA V'GE, PIARCO	7	453	1	461	
2690-01	LAS LOMAS R.C. SCHOOL LAS LOMAS NO. 1	139	190	3	332	1,247
2690-02	LAS LOMAS R.C. SCHOOL LAS LOMAS NO. 1	79	250	1	330	
2691	MADRAS GOVERNMENT SCHOOL MADRAS ROAD CUNUPIA	29	196	1	226	333
2692-01	MADRAS GOVERNMENT SCHOOL MADRAS ROAD CUNUPIA	93	413	6	512	1,447
2692-02	MADRAS GOVERNMENT SCHOOL MADRAS ROAD CUNUPIA	45	361	4	410	
	TOTALS CARRIED FORWARD	2,432	7,132	49	9,613	15,206

ELECTORAL DISTRICT OF CARONI EAST

POLLING DIVISION	POLLING STATION	VOTES CAST FOR EACH CANDIDATE		REJECTED BALLOTS	VOTES CAST	ELECTORAL LIST
Number	Address	PARMASHWAR LYNDSAY ANNE D. P.N.M.	SINGH, GANGA U.N.C.	Number at each Polling Station	Number at each Polling Station	Number of Names on List by Polling Division
	TOTALS BROUGHT FORWARD	2,432	7,132	49	9,613	15,206
2693	MADRAS GOVERNMENT SCHOOL MADRAS ROAD CUNUPIA	6	306	1	313	466
2694-01	ST DAVIDS' R.C. SCHOOL CARONI SOUTH BANK ROAD KELLY VILLAGE CARONI	86	215	3	304	939
2694-02	ST DAVIDS' R.C. SCHOOL CARONI SOUTH BANK ROAD KELLY VILLAGE CARONI	67	223	3	293	
2695	ST DAVIDS' R.C. SCHOOL CARONI SOUTH BANK ROAD KELLY VILLAGE CARONI	150	304	3	457	730
2700-01	CUNUPIA GOVERNMENT SCHOOL CHIN CHIN ROAD CUNUPIA	80	170	1	251	828
2700-02	CUNUPIA GOVERNMENT SCHOOL CHIN CHIN ROAD CUNUPIA	56	235	2	293	
2705-01	CUNUPIA GOVERNMENT SCHOOL CHIN CHIN ROAD CUNUPIA	68	169	0	237	834
	TOTALS CARRIED FORWARD	2,945	8,754	62	11,761	19,003

Elections to the House of Representatives, 2000

ELECTORAL DISTRICT OF CARONI EAST

POLLING DIVISION	POLLING STATION	VOTES CAST FOR EACH CANDIDATE		REJECTED BALLOTS	VOTES CAST	ELECTORAL LIST
Number	Address	PARMASHWAR LYNDSEY ANNE D. P.N.M.	SINGH, GANGA U.N.C.	Number at each Polling Station	Number at each Polling Station	Number of Names on List by Polling Division
	TOTALS BROUGHT FORWARD	2,945	8,754	62	11,761	19,003
2705-02	CUNUPIA GOVERNMENT SCHOOL CHIN CHIN ROAD CUNUPIA	54	224	2	280	
2706	WARRENVILLE PRESBYTERIAN SCHOOL SOUTHERN MAIN ROAD WARRENVILLE	16	215	1	232	369
2710-01	WARRENVILLE PRESBYTERIAN SCHOOL SOUTHERN MAIN ROAD WARRENVILLE	42	238	7	287	904
2710-02	WARRENVILLE PRESBYTERIAN SCHOOL SOUTHERN MAIN ROAD WARRENVILLE	23	280	1	304	
2715	CUNUPIA GOVERNMENT SCHOOL CHIN CHIN ROAD CUNUPIA	73	438	2	513	759
2717	WARRENVILLE T.I.A. MUSLIM SCHOOL SOUTHERN MAIN ROAD WARRENVILLE	29	232	2	263	388
2780-01	RAGOONANAN ROAD GOVERNMENT SCHOOL RAGOONANAN ROAD LONGDENVILLE	35	288	1	324	817
	TOTALS CARRIED FORWARD	3,217	10,669	78	13,964	22,240

Elections to the House of Representatives, 2000

ELECTORAL DISTRICT OF CARONI EAST

POLLING DIVISION	POLLING STATION	VOTES CAST FOR EACH CANDIDATE		REJECTED BALLOTS	VOTES CAST	ELECTORAL LIST
Number	Address	PARMASHWAR LYNDSAY ANNE D. P.N.M.	SINGH, GANGA U.N.C.	Number at each Polling Station	Number at each Polling Station	Number of Names on List by Polling Division
	TOTALS BROUGHT FORWARD	3,217	10,669	78	13,964	22,240
2780-02	RAGOONANAN ROAD GOVERNMENT SCHOOL RAGOONANAN ROAD LONGDEVILLE	16	251	0	267	
2781	ENTERPRISE GOVERNMENT SCHOOL CEDAR DRIVE, HOMELAND GARDENS CUNUPIA	58	229	2	289	436
2785	PALMISTE GOVERNMENT SCHOOL SCHOOL ROAD PALMISTE	65	233	0	298	460
2786	PALMISTE GOVERNMENT SCHOOL SCHOOL ROAD PALMISTE	69	449	5	523	751
2800-01	LONGDEVILLE GOVERNMENT PRIMARY SCHOOL BRASSO-CAPARO VALLEY ROAD LONGDEVILLE	72	250	2	324	1,053
*2800-02	LONGDEVILLE GOVERNMENT PRIMARY SCHOOL BRASSO-CAPARO VALLEY ROAD LONGDEVILLE	249	400	0	649	
2805-01	RAGOONANAN ROAD GOVERNMENT SCHOOL RAGOONANAN ROAD LONGDEVILLE	96	364	0	460	1,507
	TOTALS CARRIED FORWARD	3,842	12,845	87	16,774	26,447

* Polling Station where the ballots of Special Electors were intermixed (Rule 93, of the Election (Amendment) Rules, 1986).

Elections to the House of Representatives, 2000

ELECTORAL DISTRICT OF CARONI EAST

POLLING DIVISION	POLLING STATION	VOTES CAST FOR EACH CANDIDATE		REJECTED BALLOTS	VOTES CAST	ELECTORAL LIST
Number	Address	PARMASHWAR LYNDSAY ANNE D. P.N.M.	SINGH, GANGA U.N.C.	Number at each Polling Station	Number at each Polling Station	Number of Names on List by Polling Division
	TOTALS BROUGHT FORWARD	3,842	12,845	87	16,774	26,447
2805-02	RAGOONANAN ROAD GOVERNMENT SCHOOL RAGOONANAN ROAD LONGDENVILLE	92	438	6	536	
2810-01	LENDORE HINDU SCHOOL COR. ENTERPRISE & SCHOOL STREETS ENTERPRISE	135	166	0	301	1,020
2810-02	LENDORE HINDU SCHOOL COR. ENTERPRISE & SCHOOL STREETS ENTERPRISE	129	194	0	323	
2830	LONGDENVILLE GOVERNMENT PRIMARY SCHOOL BRASSO-CAPARO VALLEY ROAD LONGDENVILLE	149	303	2	454	734
2835-01	LONGDENVILLE GOVERNMENT PRIMARY SCHOOL BRASSO-CAPARO VALLEY ROAD LONGDENVILLE	198	154	1	353	1,215
2835-02	LONGDENVILLE GOVERNMENT PRIMARY SCHOOL BRASSO-CAPARO VALLEY ROAD LONGDENVILLE	169	196	5	370	
	TOTALS	4,714	14,296	101	19,111	29,416

I hereby certify that the foregoing is a Statement of the Poll showing the number of votes cast for each Candidate, and do on this 12th day of December, 2000
declare GANGA SINGH elected.

EVERIL ROSS
Returning Officer
Electoral District of CARONI EAST

ELECTORAL DISTRICT OF CHAGUANAS

POLLING DIVISION	POLLING STATION	VOTES CAST FOR EACH CANDIDATE		REJECTED BALLOTS	VOTES CAST	ELECTORAL LIST
Number	Address	KANTASINGH KRISHNA P.N.M.	RAMSARAN, MANOHAR U.N.C.	Number at each Polling Station	Number at each Polling Station	Number of Names on List by Polling Division
1596-01	CARONI HINDU SCHOOL, SOUTHERN MAIN ROAD, CARONI	10	245	0	255	810
1596-02	CARONI HINDU SCHOOL, SOUTHERN MAIN ROAD, CARONI	12	321	1	334	
1791-01	CARONI HINDU SCHOOL, SOUTHERN MAIN ROAD, CARONI	21	228	0	249	781
1791-02	CARONI HINDU SCHOOL, SOUTHERN MAIN ROAD, CARONI	20	248	1	269	
2716-01	CUNUPIA FARMERS RETAIL MARKET FACILITY, COR. KING SULTAN AVE. & SOUTHERN MAIN ROAD, CUNUPIA	72	286	1	359	1,199
2716-02	CUNUPIA FARMERS RETAIL MARKET FACILITY, COR. KING SULTAN AVE. & SOUTHERN MAIN ROAD, CUNUPIA	61	396	2	459	
2729-01	WARRENVILLE T.I.A. MUSLIM SCHOOL, SOUTHERN MAIN ROAD, WARRENVILLE	34	304	0	338	1,124
	TOTALS CARRIED FORWARD	230	2,028	5	2,263	3,914

Elections to the House of Representatives, 2000
ELECTORAL DISTRICT OF CHAGUANAS

POLLING DIVISION	POLLING STATION	VOTES CAST FOR EACH CANDIDATE		REJECTED BALLOTS	VOTES CAST	ELECTORAL LIST
Number	Address	KANTASINGH KRISHNA P.N.M.	RAMSARAN, MANOHAR U.N.C.	Number at each Polling Station	Number at each Polling Station	Number of Names on List by Polling Division
	TOTALS BROUGHT FORWARD	230	2,028	5	2,263	3,914
2728-02	WARRENVILLE T.L.A. MUSLIM SCHOOL SOUTHERN MAIN ROAD WARRENVILLE	27	389	0	416	
2730	MUNROE ROAD GOV'T PRIMARY SCHOOL MUNROE ROAD CUNUPIA	23	475	3	501	757
2735-01	MUNROE ROAD HINDU SCHOOL ADJODHA ROAD BEJUCAL, CUNUPIA	10	432	2	444	1,279
2735-02	MUNROE ROAD HINDU SCHOOL ADJODHA ROAD BEJUCAL, CUNUPIA	3	470	1	474	
2740	MUNROE ROAD HINDU SCHOOL ADJODHA ROAD BEJUCAL, CUNUPIA	3	260	1	264	396
2741	CHARLIEVILLE PRESBYTERIAN SCHOOL CARONI SAVANNAH ROAD CHARLIEVILLE	7	145	2	154	225
2745-01	CARONI PRESBYTERIAN SCHOOL KNAGGS STREET, FREDERICK SETTLEMENT CARONI	80	246	0	326	1,192
	TOTALS CARRIED FORWARD	383	4,445	14	4,842	7,763

ELECTORAL DISTRICT OF CHAGUANAS

POLLING DIVISION	POLLING STATION	VOTES CAST FOR EACH CANDIDATE		REJECTED BALLOTS	VOTES CAST	ELECTORAL LIST
Number	Address	KANTASINGH KRISHNA P.N.M.	RAMSARAN, MANOHAR U.N.C.	Number at each Polling Station	Number at each Polling Station	Number of Names on List by Polling Division
	TOTALS BROUGHT FORWARD	383	4,445	14	4,842	7,763
2745-02	CARONI PRESBYTERIAN SCHOOL KNAGGS STREET, FREDERICK SETTLEMENT CARONI	49	371	3	423	
2750-01	FELICITY S.D.M.S SCHOOL CACANDEE ROAD FELICITY	7	437	3	447	1,310
2750-02	FELICITY S.D.M.S SCHOOL CACANDEE ROAD FELICITY	9	434	0	443	
2755-01	CHARLIEVILLE PRESBYTERIAN SCHOOL CARONI SAVANNAH ROAD CHARLIEVILLE	7	479	1	487	1,360
2755-02	CHARLIEVILLE PRESBYTERIAN SCHOOL CARONI SAVANNAH ROAD CHARLIEVILLE	10	450	1	461	
2760-01	CHARLIEVILLE PRESBYTERIAN SCHOOL CARONI SAVANNAH ROAD CHARLIEVILLE	6	417	0	423	1,274
2760-02	CHARLIEVILLE PRESBYTERIAN SCHOOL CARONI SAVANNAH ROAD CHARLIEVILLE	3	450	3	456	
	TOTALS CARRIED FORWARD	474	7,483	25	7,982	11,707

Elections to the House of Representatives, 2000

ELECTORAL DISTRICT OF CHAGUANAS

POLLING DIVISION	POLLING STATION	VOTES CAST FOR EACH CANDIDATE		REJECTED BALLOTS	VOTES CAST	ELECTORAL LIST
Number	Address	KANTASINGH KRISHNA P.N.M.	RAMSARAN, MANOHAR U.N.C.	Number at each Polling Station	Number at each Polling Station	Number of Names on List by Polling Division
	TOTALS BROUGHT FORWARD	474	7,483	25	7,982	11,707
2765-01	MUNROE ROAD GOV'T PRIMARY SCHOOL MUNROE ROAD CUNUPIA	13	395	0	408	1,331
2765-02	MUNROE ROAD GOV'T PRIMARY SCHOOL MUNROE ROAD CUNUPIA	5	506	0	511	
2770-01	JERNINGHAM GOVERNMENT SCHOOL HASSARATH ROAD EXTENSION CUNUPIA	105	171	0	276	1,040
2770-02	JERNINGHAM GOVERNMENT SCHOOL HASSARATH ROAD EXTENSION CUNUPIA	75	303	0	378	
2772	JERNINGHAM GOVERNMENT SCHOOL HASSARATH ROAD EXTENSION CUNUPIA	117	188	1	306	497
2815-01	JERNINGHAM GOVERNMENT SCHOOL HASSARATH ROAD EXTENSION CUNUPIA	205	254	1	460	1,538
2815-02	JERNINGHAM GOVERNMENT SCHOOL HASSARATH ROAD EXTENSION CUNUPIA	104	372	3	479	
	TOTALS CARRIED FORWARD	1,098	9,672	30	10,800	16,113

ELECTORAL DISTRICT OF CHAGUANAS

POLLING DIVISION	POLLING STATION	VOTES CAST FOR EACH CANDIDATE		REJECTED BALLOTS	VOTES CAST	ELECTORAL LIST
Number	Address	KANTASINGH KRISHNA P.N.M.	RAMSARAN, MANOHAR U.N.C.	Number at each Polling Station	Number at each Polling Station	Number of Names on List by Polling Division
	TOTALS BROUGHT FORWARD	1,098	9,672	30	10,800	16,113
2820	ENTERPRISE GOVERNMENT SCHOOL CEDAR DRIVE, HOMELAND GARDENS ENTERPRISE	183	132	0	315	458
2822-01	GOLDFINGER SPREAD JOHNSON STREET ENTERPRISE VILLAGE, CHAGUANAS	241	62	1	304	1,683
2822-02	GOLDFINGER SPREAD JOHNSON STREET ENTERPRISE VILLAGE, CHAGUANAS	247	117	0	364	
2822-03	GOLDFINGER SPREAD JOHNSON STREET ENTERPRISE VILLAGE, CHAGUANAS	230	126	0	356	
2823	ENTERPRISE GOVERNMENT SCHOOL CEDAR DRIVE, HOMELAND GARDENS ENTERPRISE	248	114	6	368	616
2824	ENTERPRISE GOVERNMENT SCHOOL CEDAR DRIVE, HOMELAND GARDENS ENTERPRISE	213	74	0	287	510
2827-01	ENTERPRISE GOVERNMENT SCHOOL CEDAR DRIVE, HOMELAND GARDENS ENTERPRISE	140	131	0	271	810
	TOTALS CARRIED FORWARD	2,600	10,428	37	13,065	20,190

Elections to the House of Representatives, 2000.

ELECTORAL DISTRICT OF CHAGUANAS

POLLING DIVISION	POLLING STATION	VOTES CAST FOR EACH CANDIDATE		REJECTED BALLOTS	VOTES CAST	ELECTORAL LIST
Number	Address	KANTASINGH KRISHNA P.N.M.	RAMSARAN, MANOHAR U.N.C.	Number at each Polling Station	Number at each Polling Station	Number of Names on List by Polling Division
	TOTALS BROUGHT FORWARD	2,600	10,428	37	13,065	20,190
2827-02	ENTERPRISE GOVERNMENT SCHOOL CEDAR DRIVE, HOMELAND GARDENS ENTERPRISE	111	108	1	220	
2855-01	ENDEAVOUR HINDU SCHOOL RODNEY ROAD ENDEAVOUR, CHAGUANAS	19	335	2	356	981
2855-02	ENDEAVOUR HINDU SCHOOL RODNEY ROAD ENDEAVOUR, CHAGUANAS	7	387	0	394	
2860	ENDEAVOUR HINDU SCHOOL RODNEY ROAD ENDEAVOUR, CHAGUANAS	15	432	1	448	604
2865-01	CHARLIEVILLE A.S.J.A SCHOOL CARONI SAVANNAH RD, ST. CHARLES VILLAGE.	35	381	4	420	1,186
2865-02	CHARLIEVILLE A.S.J.A SCHOOL CARONI SAVANNAH RD, ST. CHARLES VILLAGE.	17	341	2	360	
2878-01	CHARLIEVILLE A.S.J.A SCHOOL CARONI SAVANNAH RD, ST. CHARLES VILLAGE.	3	452	1	456	1,328
	TOTALS CARRIED FORWARD	2,807	12,864	48	15,719	24,289

Elections to the House of Representatives, 2000
ELECTORAL DISTRICT OF CHAGUANAS

POLLING DIVISION	POLLING STATION	VOTES CAST FOR EACH CANDIDATE		REJECTED BALLOTS	VOTES CAST	ELECTORAL LIST
Number	Address	KANTASINGH KRISHNA P.N.M.	RAMSARAN, MANOHAR U.N.C.	Number at each Polling Station	Number at each Polling Station	Number of Names on List by Polling Division
	TOTALS BROUGHT FORWARD	2,807	12,864	48	15,719	24,289
2870-02	CHARLIEVILLE A.S.J.A SCHOOL, CARONI SAVANNAH RD, ST. CHARLES VILLAGE.	9	510	2	521	
2875-01	CHAGUANAS R.C. SCHOOL HENDERSON STREET CHAGUANAS	92	214	3	309	1,620
2875-02	CHAGUANAS R.C. SCHOOL HENDERSON STREET CHAGUANAS	94	312	8	414	
2875-03	CHAGUANAS R.C. SCHOOL HENDERSON STREET CHAGUANAS	59	297	1	357	
2880-01	CHAGUANAS R.C. SCHOOL HENDERSON STREET CHAGUANAS	87	156	3	246	979
2880-02	CHAGUANAS R.C. SCHOOL HENDERSON STREET CHAGUANAS	80	278	0	358	
*2885	CHAGUANAS R.C. SCHOOL HENDERSON STREET CHAGUANAS	157	284	2	443	270
	TOTALS CARRIED FORWARD	3,385	14,915	67	18,367	27,158

* Polling Station where the ballots of Special Electors were intermixed (Rule 93, of the Election (Amendment) Rules, 1986).

Elections to the House of Representatives, 2000

ELECTORAL DISTRICT OF CHAGUANAS

POLLING DIVISION	POLLING STATION	VOTES CAST FOR EACH CANDIDATE		REJECTED BALLOTS	VOTES CAST	ELECTORAL LIST
Number	Address	KANTASINGH KRISHNA P.N.M.	RAMSARAN, MANOHAR U.N.C.	Number at each Polling Station	Number at each Polling Station	Number of Names on List by Polling Division
	TOTALS BROUGHT FORWARD	3,385	14,915	67	18,367	27,158
2890	PRESENTATION COLLEGE ST VYVES STREET CHAGUANAS	113	269	3	385	606
2915	CHAGUANAS R.C. SCHOOL HENDERSON STREET CHAGUANAS	168	281	2	451	754
2920	FELICITY PRESBYTERIAN SCHOOL CACANDEE ROAD FELICITY	46	314	0	360	553
	TOTALS	3,712	15,779	72	19,563	29,071

I hereby certify that the foregoing is a Statement of the Poll showing the number of votes cast for each Candidate, and do on this 18th day of December, 2000 declare MANOHAR RAMSARAN elected.

WILLIAM MARK
Returning Officer
Electoral District of CHAGUANAS

Elections to the House of Representatives, 2000

ELECTORAL DISTRICT OF COUVA NORTH

POLLING DIVISION	POLLING STATION	VOTES CAST FOR EACH CANDIDATE		REJECTED BALLOTS	VOTES CAST	ELECTORAL LIST
Number	Address	PANDAY, BASDEO U.N.C.	SEEGOOLAM, ANN-MARIE P.N.M.	Number at each Polling Station	Number at each Polling Station	Number of Names on List by Polling Division
2905-01	MONTROSE VEDIC SCHOOL ELEANOR STREET CHAGUANAS	179	62	5	246	804
2905-02	MONTROSE VEDIC SCHOOL ELEANOR STREET CHAGUANAS	243	22	0	265	
*2906	MONTROSE VEDIC SCHOOL ELEANOR STREET CHAGUANAS	284	164	1	449	221
2910	CHAGUANAS GOVERNMENT SCHOOL CHAGUANAS MAIN ROAD CHAGUANAS	182	141	1	324	479
2925-01	FELICITY PRESBYTERIAN SCHOOL CACANDEE ROAD FELICITY	354	6	0	360	926
2925-02	FELICITY PRESBYTERIAN SCHOOL CACANDEE ROAD FELICITY	302	6	7	315	
2926-01	FELICITY PRESBYTERIAN SCHOOL CACANDEE ROAD FELICITY	311	16	1	328	939
	TOTALS CARRIED FORWARD	1,855	417	15	2,287	3,369

* Polling Station where the ballots of Special Electors were intermixed (Rule 93, of the Election (Amendment) Rules, 1986).

Elections to the House of Representatives, 2000

ELECTORAL DISTRICT OF COUVA NORTH

POLLING DIVISION	POLLING STATION	VOTES CAST FOR EACH CANDIDATE		REJECTED BALLOTS	VOTES CAST	ELECTORAL LIST
Number	Address	PANDAY, BASDEO U.N.C.	SEEGOOLAM, ANN-MARIE P.N.M.	Number at each Polling Station	Number at each Polling Station	Number of Names on List by Polling Division
	TOTALS BROUGHT FORWARD	1,855	417	15	2,287	3,369
2926-02	FELICITY PRESBYTERIAN SCHOOL CACANDEE ROAD FELICITY	357	8	1	366	
2930-01	FELICITY S.D.M.S. SCHOOL CACANDEE ROAD FELICITY	355	3	1	359	897
2930-02	FELICITY S.D.M.S. SCHOOL CACANDEE ROAD FELICITY	307	2	0	309	
2935-01	FELICITY S.D.M.S. SCHOOL CACANDEE ROAD FELICITY	289	4	0	293	812
2935-02	FELICITY S.D.M.S. SCHOOL CACANDEE ROAD FELICITY	295	4	1	300	
2945	WATERLOO HINDU SCHOOL WATERLOO ROAD CARAPICHAIMA	381	30	1	412	607
2950	WATERLOO HINDU SCHOOL WATERLOO ROAD CARAPICHAIMA	389	15	6	410	559
	TOTALS CARRIED FORWARD	4,228	483	25	4,736	6,244

ELECTORAL DISTRICT OF COUVA NORTH

POLLING DIVISION	POLLING STATION	VOTES CAST FOR EACH CANDIDATE		REJECTED BALLOTS	VOTES CAST	ELECTORAL LIST
Number	Address	PANDAY, BASDEO U.N.C.	SEEGOOLAM, ANN-MARIE P.N.M.	Number at each Polling Station	Number at each Polling Station	Number of Names on List by Polling Division
	TOTALS BROUGHT FORWARD	4,228	483	25	4,736	6,244
2955-01	WATERLOO PRESBYTERIAN SCHOOL WATERLOO ROAD CARAPICHAIMA	143	94	0	237	811
2955-02	WATERLOO PRESBYTERIAN SCHOOL WATERLOO ROAD CARAPICHAIMA	196	97	2	295	
2960-01	ORANGE FIELD HINDU SCHOOL APPOO AVE, ORANGE FIELD ROAD ORANGE FIELD	386	89	6	481	2,235
2960-02	ORANGE FIELD HINDU SCHOOL APPOO AVE, ORANGE FIELD ROAD ORANGE FIELD	369	79	1	449	
2960-03	ORANGE FIELD HINDU SCHOOL APPOO AVE, ORANGE FIELD ROAD ORANGE FIELD	561	51	11	623	
2975-01	CHANDERNAGORE PRESBYTERIAN SCHOOL SOUTHERN MAIN ROAD EDINBURGH VILLAGE	175	69	0	244	925
2975-02	CHANDERNAGORE PRESBYTERIAN SCHOOL SOUTHERN MAIN ROAD EDINBURGH VILLAGE	277	57	5	339	
	TOTALS CARRIED FORWARD	6,335	1,019	50	7,404	10,215

Elections to the House of Representatives, 2000

ELECTORAL DISTRICT OF COUVA NORTH

POLLING DIVISION	POLLING STATION	VOTES CAST FOR EACH CANDIDATE		REJECTED BALLOTS	VOTES CAST	ELECTORAL LIST
Number	Address	PANDAY, BASDEO U.N.C.	SEEGOOLAM, ANN-MARIE P.N.M.	Number at each Polling Station	Number at each Polling Station	Number of Names on List by Polling Division
	TOTALS BROUGHT FORWARD	6,335	1,019	50	7,404	10,215
2980-01	AGOSTINI SETTLEMENT KABIR PANTH SCHOOL LIME HEAD ROAD CHASE VILLAGE	262	66	2	330	1,681
2980-02	AGOSTINI SETTLEMENT KABIR PANTH SCHOOL LIME HEAD ROAD CHASE VILLAGE	314	30	3	347	
2980-03	AGOSTINI SETTLEMENT KABIR PANTH SCHOOL LIME HEAD ROAD CHASE VILLAGE	360	53	2	415	
2985-01	AGOSTINI SETTLEMENT KABIR PANTH SCHOOL LIME HEAD ROAD CHASE VILLAGE	295	105	0	400	1,736
2985-02	AGOSTINI SETTLEMENT KABIR PANTH SCHOOL LIME HEAD ROAD CHASE VILLAGE	294	84	0	378	
2985-03	AGOSTINI SETTLEMENT KABIR PANTH SCHOOL LIME HEAD ROAD CHASE VILLAGE	298	67	1	366	
2990	ORANGE FIELD HINDU SCHOOL APPOO AVE, ORANGE FIELD ROAD ORANGE FIELD	287	54	2	343	484
	TOTALS CARRIED FORWARD	8,445	1,478	60	9,983	14,116

Elections to the House of Representatives, 2000

ELECTORAL DISTRICT OF COUVA NORTH

POLLING DIVISION	POLLING STATION	VOTES CAST FOR EACH CANDIDATE		REJECTED BALLOTS	VOTES CAST	ELECTORAL LIST
Number	Address	PANDAY, BASDEO U.N.C.	SEEGOOLAM, ANN-MARIE P.N.M.	Number at each Polling Station	Number at each Polling Station	Number of Names on List by Polling Division
	TOTALS BROUGHT FORWARD	8,445	1,478	60	9,983	14,116
2995-01	CARAPICHAIMA JUNIOR SECONDARY SCHOOL MC LEOD TRACE FREEPORT	281	151	0	432	2,516
2995-02	CARAPICHAIMA JUNIOR SECONDARY SCHOOL MC LEOD TRACE FREEPORT	393	113	4	510	
2995-03	CARAPICHAIMA JUNIOR SECONDARY SCHOOL MC LEOD TRACE FREEPORT	283	105	0	388	
2995-04	CARAPICHAIMA JUNIOR SECONDARY SCHOOL MC LEOD TRACE FREEPORT	177	96	0	273	
3000-01	CARAPICHAIMA JUNIOR SECONDARY SCHOOL MC LEOD TRACE FREEPORT	239	121	4	364	1,197
3000-02	CARAPICHAIMA JUNIOR SECONDARY SCHOOL MC LEOD TRACE FREEPORT	309	68	2	379	
3002-01	CARAPICHAIMA JUNIOR SECONDARY SCHOOL MC LEOD TRACE FREEPORT	239	73	3	315	978
	TOTALS CARRIED FORWARD	10,366	2,205	73	12,644	18,807

Elections to the House of Representatives, 2000

ELECTORAL DISTRICT OF COUVA NORTH

POLLING DIVISION	POLLING STATION	VOTES CAST FOR EACH CANDIDATE		REJECTED BALLOTS	VOTES CAST	ELECTORAL LIST
Number	Address	PANDAY, BASDEO U.N.C.	SEEGOOLAM, ANN-MARIE P.N.M.	Number at each Polling Station	Number at each Polling Station	Number of Names on List by Polling Division
	TOTALS BROUGHT FORWARD	10,266	2,205	73	12,644	18,807
3002-02	CARAPICHAIMA JUNIOR SECONDARY SCHOOL, MC LEOD TRACE FREEPORT	252	49	4	305	
3096-01	MC BEAN HINDU SCHOOL, SOUTHERN MAIN ROAD MC BEAN	232	80	0	312	961
3096-02	MC BEAN HINDU SCHOOL, SOUTHERN MAIN ROAD MC BEAN	292	30	0	322	
3105-01	CARAPICHAIMA ASJA PRIMARY SCHOOL, WATERLOO ROAD CARAPICHAIMA	162	93	1	256	898
3105-02	CARAPICHAIMA ASJA PRIMARY SCHOOL, WATERLOO ROAD CARAPICHAIMA	204	90	0	294	
3110	CARAPICHAIMA A.C. SCHOOL, WATERLOO ROAD CARAPICHAIMA	209	107	0	316	472
3115	EXCHANGE R.C. SCHOOL, SOUTHERN MAIN ROAD COUVA	303	64	1	368	595
	TOTALS CARRIED FORWARD	12,020	2,718	79	14,817	21,733

Elections to the House of Representatives, 2000

ELECTORAL DISTRICT OF COUVA NORTH

POLLING DIVISION	POLLING STATION	VOTES CAST FOR EACH CANDIDATE		REJECTED BALLOTS	VOTES CAST	ELECTORAL LIST
Number	Address	PANDAY, BASDEO U.N.C.	SEEGOOLAM, ANN-MARIE P.N.M.	Number at each Polling Station	Number at each Polling Station	Number of Names on List by Polling Division
	TOTALS BROUGHT FORWARD	12,020	2,718	79	14,817	21,733
3130	COUVA A.C. SCHOOL COR. SOUTHERN MAIN ROAD & SMITH STREET COUVA	359	101	1	461	676
3135-01	ORANGE VALLEY GOVERNMENT SCHOOL BAY ROAD ORANGE VALLEY	305	15	0	320	1,047
3135-02	ORANGE VALLEY GOVERNMENT SCHOOL BAY ROAD ORANGE VALLEY	384	35	1	420	
3140-01	COUVA A.C. SCHOOL COR. SOUTHERN MAIN ROAD & SMITH STREET COUVA	248	80	2	330	951
3140-02	COUVA A.C. SCHOOL COR. SOUTHERN MAIN ROAD & SMITH STREET COUVA	230	64	0	294	
3145-01	PERSEVERANCE COMMUNITY CENTRE WATERLOO ROAD PERSEVERANCE VILLAGE, COUVA	323	134	3	460	1,226
3145-02	PERSEVERANCE COMMUNITY CENTRE WATERLOO ROAD PERSEVERANCE VILLAGE, COUVA	305	74	4	383	
	TOTALS CARRIED FORWARD	14,174	3,221	90	17,485	25,633

Elections to the House of Representatives, 2000

ELECTORAL DISTRICT OF COUVA NORTH

POLLING DIVISION	POLLING STATION	VOTES CAST FOR EACH CANDIDATE		REJECTED BALLOTS	VOTES CAST	ELECTORAL LIST
Number	Address	PANDAY, BASDEO U.N.C.	SEEGOOLAM, ANN-MARIE P.N.M.	Number at each Polling Station	Number at each Polling Station	Number of Names on List by Polling Division
	TOTALS BROUGHT FORWARD	14,174	3,221	90	17,485	25,633
3150-01	NATIONAL HOUSING AUTHORITY OFFICE CARONI AVENUE LISAS GARDENS, COUVA	88	266	0	354	1,181
3150-02	NATIONAL HOUSING AUTHORITY OFFICE CARONI AVENUE LISAS GARDENS, COUVA	121	233	0	354	
	TOTALS	14,383	3,720	90	18,193	26,814

I hereby certify that the foregoing is a Statement of the Poll showing the number of votes cast for each Candidate, and do on this 18th day of December, 2000 declare BASDEO PANDAY elected.

SAHADEO SINGH
Returning Officer
Electoral District of COUVA NORTH

Elections to the House of Representatives, 2000
ELECTORAL DISTRICT OF COUVA SOUTH

POLLING DIVISION	POLLING STATION	VOTES CAST FOR EACH CANDIDATE			REJECTED BALLOTS	VOTES CAST	ELECTORAL LIST
Number	Address	MAHARAJ, RAMESH L. U.N.C.	RAMPERSADSINGH RUDRANATH R. P.N.M.	SAMAD ISHMAEL A. T.M.S.	Number at each Polling Station	Number at each Polling Station	Number of Names on List by Polling Division
3056-01	FREEPORT HINDU SCHOOL FREEPORT MISSION ROAD FREEPORT	243	100	4	2	349	1,187
3056-02	FREEPORT HINDU SCHOOL FREEPORT MISSION ROAD FREEPORT	322	100	3	3	428	
3061-01	BETHEL PENTECOSTAL CAMP FACILITY CALCUTTA ROAD #2 FREEPORT	242	47	2	4	295	938
3061-02	BETHEL PENTECOSTAL CAMP FACILITY CALCUTTA ROAD #2 FREEPORT	324	21	3	0	348	
3066	BALMAIN PRESBYTERIAN SCHOOL SCHOOL STREET BALMAIN	359	53	4	2	418	610
3085	BALMAIN PRESBYTERIAN SCHOOL SCHOOL STREET BALMAIN	380	111	5	0	496	755
3090-01	BALMAIN PRESBYTERIAN CHURCH ANNEXE COUYA MAIN ROAD BALMAIN	417	148	3	1	569	1,533
	TOTALS CARRIED FORWARD	2,287	580	24	12	2,903	5,023

Elections to the House of Representatives, 2000

ELECTORAL DISTRICT OF COUVA SOUTH

POLLING DIVISION	POLLING STATION	VOTES CAST FOR EACH CANDIDATE			REJECTED BALLOTS	VOTES CAST	ELECTORAL LIST
Number	Address	MAHARAJ, RAMESH L. U.N.C.	RAMPERSADSINGH RUDRANATH R. P.N.M.	SAMAD ISHMAEL A. T.M.S.	Number at each Polling Station	Number at each Polling Station	Number of Names on List by Polling Division
	TOTALS BROUGHT FORWARD	2,287	580	24	12	2,903	5,023
3090-02	BALMAIN PRESBYTERIAN CHURCH ANNEXE COUVA MAIN ROAD BALMAIN	421	86	11	1	519	
3091	BALMAIN COMMUNITY CENTRE COUVA ROAD BALMAIN	258	62	1	0	321	563
3092	MC BEAN PRESBYTERIAN SCHOOL CALCUTTA ROAD #1 MC BEAN	110	34	2	1	147	224
3094-01	MC BEAN PRESBYTERIAN SCHOOL CALCUTTA ROAD #1 MC BEAN	346	71	5	4	426	1,085
3094-02	MC BEAN PRESBYTERIAN SCHOOL CALCUTTA ROAD #1 MC BEAN	257	38	2	1	298	
3095	MC BEAN HINDU SCHOOL SOUTHERN MAIN ROAD MC BEAN	361	31	3	1	396	564
3097	MC BEAN HINDU SCHOOL SOUTHERN MAIN ROAD MC BEAN	276	93	1	3	373	596
	TOTALS CARRIED FORWARD	4,316	995	49	23	5,383	8,055

Elections to the House of Representatives, 2000

ELECTORAL DISTRICT OF COUVA SOUTH

POLLING DIVISION	POLLING STATION	VOTES CAST FOR EACH CANDIDATE			REJECTED BALLOTS	VOTES CAST	ELECTORAL LIST
Number	Address	MAHARAJ, RAMESH L. U.N.C.	RAMPERSADSINGH RUDRANATH R. P.N.M.	SAMAD ISHMAEL A. T.M.S.	Number at each Polling Station	Number at each Polling Station	Number of Names on List by Polling Division
	TOTALS BROUGHT FORWARD	4,316	995	49	23	5,383	8,055
3098-01	CARAPICHAIMA R.C. SCHOOL RECREATION GROUND ROAD ST MARY'S VILLAGE	239	131	3	1	374	1,119
3098-02	CARAPICHAIMA R.C. SCHOOL RECREATION GROUND ROAD ST MARY'S VILLAGE	252	75	1	0	328	
3100-01	CARAPICHAIMA R.C. SCHOOL RECREATION GROUND ROAD ST MARY'S VILLAGE	310	120	3	0	433	1,392
3100-02	CARAPICHAIMA R.C. SCHOOL RECREATION GROUND ROAD ST MARY'S VILLAGE	332	107	3	1	443	
3120-01	EXCHANGE PRESBYTERIAN SCHOOL BRYCE STREET COUVA	127	93	3	3	226	801
3120-02	EXCHANGE PRESBYTERIAN SCHOOL BRYCE STREET COUVA	157	65	3	2	227	
3125-01	COUVA JUNIOR SECONDARY SCHOOL BALISIER STREET COUVA	44	405	0	1	450	2,243
	TOTALS CARRIED FORWARD	5,777	1,991	65	31	7,864	13,620

Elections to the House of Representatives, 2000
ELECTORAL DISTRICT OF COUVA SOUTH

POLLING DIVISION	POLLING STATION	VOTES CAST FOR EACH CANDIDATE			REJECTED BALLOTS	VOTES CAST	ELECTORAL LIST
Number	Address	MAHARAJ, RAMESH L. U.N.C.	RAMPERSADSINGH RUDRANATH R. P.N.M.	SAMAD ISHMAEL A. T.M.S.	Number at each Polling Station	Number at each Polling Station	Number of Names on List by Polling Division
	TOTALS BROUGHT FORWARD	5,777	1,991	65	31	7,864	13,620
3125-02	COUVA JUNIOR SECONDARY SCHOOL BALISIER STREET COUVA	62	370	1	0	433	
3125-03	COUVA JUNIOR SECONDARY SCHOOL BALISIER STREET COUVA	61	381	1	1	444	
3126	COUVA JUNIOR SECONDARY SCHOOL BALISIER STREET COUVA	244	95	5	0	344	553
*3155	CALIFORNIA GOVERNMENT SCHOOL SOUTHERN MAIN ROAD CALIFORNIA	226	227	4	0	457	213
3160	CALIFORNIA GOVERNMENT SCHOOL SOUTHERN MAIN ROAD CALIFORNIA	178	50	3	0	231	341
3165	CALIFORNIA GOVERNMENT SCHOOL SOUTHERN MAIN ROAD CALIFORNIA	168	119	0	0	287	422
3170	CALIFORNIA YOUTH CENTRE YALLERY STREET CALIFORNIA	129	57	2	0	188	292
	TOTALS CARRIED FORWARD	6,845	3,290	81	32	10,248	15,441

* Polling Station where the ballots of Special Electors were intermixed (Rule 93, of the Election (Amendment) Rules, 1986).

Elections to the House of Representatives, 2000

ELECTORAL DISTRICT OF COUVA SOUTH

POLLING DIVISION	POLLING STATION	VOTES CAST FOR EACH CANDIDATE			REJECTED BALLOTS	VOTES CAST	ELECTORAL LIST
Number	Address	MAHARAJ, RAMESH L. U.N.C.	RAMPERSADSINGH RUDRANATH R. P.N.M.	SAMAD ISHMAEL A. T.M.S.	Number at each Polling Station	Number at each Polling Station	Number of Names on List by Polling Division
	TOTALS BROUGHT FORWARD	6,845	3,290	81	32	10,248	15,441
3175	CALIFORNIA YOUTH CENTRE YALLERY STREET CALIFORNIA	240	146	2	2	390	603
3180	ESPERANZA PRESBYTERIAN SCHOOL HOSEIN STREET CALIFORNIA	218	167	1	0	386	631
3185-01	DOW VILLAGE GOVERNMENT SCHOOL DOW VILLAGE CALIFORNIA	452	86	1	4	543	2,854
3185-02	DOW VILLAGE GOVERNMENT SCHOOL DOW VILLAGE CALIFORNIA	333	87	4	2	426	
3185-03	DOW VILLAGE GOVERNMENT SCHOOL DOW VILLAGE CALIFORNIA	307	51	4	1	363	
3185-04	DOW VILLAGE GOVERNMENT SCHOOL DOW VILLAGE CALIFORNIA	574	65	4	2	645	
3190	ESPERANZA PRESBYTERIAN SCHOOL HOSEIN STREET CALIFORNIA	253	15	4	4	276	383
	TOTALS CARRIED FORWARD	9,222	3,907	101	47	13,277	19,912

Elections to the House of Representatives, 2000

ELECTORAL DISTRICT OF COUVA SOUTH

POLLING DIVISION	POLLING STATION	VOTES CAST FOR EACH CANDIDATE			REJECTED BALLOTS	VOTES CAST	ELECTORAL LIST
Number	Address	MAHARAJ, RAMESH L. U.N.C.	RAMPERSADSINGH RUDRANATH R. P.N.M.	SAMAD ISHMAEL A. T.M.S.	Number at each Polling Station	Number at each Polling Station	Number of Names on List by Polling Division
	TOTALS BROUGHT FORWARD	9,222	3,907	101	47	13,277	19,912
3195-01	MILTON PRESBYTERIAN SCHOOL RIVULET ROAD MILTON	572	48	2	4	626	2,413
3195-02	O'PLAY VILLAGE COMMUNITY CENTRE O'PLAY VILLAGE ESPERANZA	289	5	4	0	298	
3195-03	O'PLAY VILLAGE COMMUNITY CENTRE O'PLAY VILLAGE ESPERANZA	299	9	3	2	313	
3195-04	PHOENIX PARK GOVERNMENT SCHOOL PHOENIX PARK ROAD CALIFORNIA	487	37	5	3	532	
3200-01	MILTON PRESBYTERIAN SCHOOL RIVULET ROAD MILTON	257	88	3	0	348	1,046
3200-02	MILTON PRESBYTERIAN SCHOOL RIVULET ROAD MILTON	277	70	0	2	349	
3205	INDIAN TRAIL COMMUNITY CENTRE INDIAN TRAIL ROAD INDIAN TRAIL	162	93	2	1	258	400
	TOTALS CARRIED FORWARD	11,565	4,257	120	59	16,001	23,771

Elections to the House of Representatives, 2000
ELECTORAL DISTRICT OF COUVA SOUTH

POLLING DIVISION	POLLING STATION	VOTES CAST FOR EACH CANDIDATE			REJECTED BALLOTS	VOTES CAST	ELECTORAL LIST
Number	Address	MAHARAJ, RAMESH L. U.N.C.	RAMPERSADSINGH RUDRANATH R. P.N.M.	SAMAD ISHMAEL A. T.M.S.	Number at each Polling Station	Number at each Polling Station	Number of Names on List by Polling Division
	TOTALS BROUGHT FORWARD	11,565	4,257	120	59	16,001	23,771
3206-01	SPRING VALE HINDU SCHOOL MT PLEASANT ROAD SPRING VALE	168	53	6	1	228	838
3206-02	SPRING VALE HINDU SCHOOL MT PLEASANT ROAD SPRING VALE	207	65	5	0	277	
3210	SPRING VALE HINDU SCHOOL MT PLEASANT ROAD SPRING VALE	259	236	3	3	501	727
3215	PHOENIX PARK GOVERNMENT SCHOOL PHOENIX PARK ROAD CALIFORNIA	170	69	4	1	244	351
3225-01	CLAXTON BAY JUNIOR A.C SCHOOL CEDAR HILL ROAD CLAXTON BAY	226	237	3	2	468	1,496
3225-02	CLAXTON BAY JUNIOR A.C SCHOOL CEDAR HILL ROAD CLAXTON BAY	294	170	1	1	466	
	TOTALS	12,889	5,087	142	67	18,185	27,183

I hereby certify that the foregoing is a Statement of the Poll showing the number of votes cast for each Candidate, and do on this 19th day of December, 2000
declare RAMESH L. MAHARAJ elected.

FITZROY GITTENS
Returning Officer
Electoral District of COUVA SOUTH

Elections to the House of Representatives, 2000
ELECTORAL DISTRICT OF DIEGO MARTIN CENTRAL

POLLING DIVISION	POLLING STATION	VOTES CAST FOR EACH CANDIDATE		REJECTED BALLOTS	VOTES CAST	ELECTORAL LIST
Number	Address	KERNAHAN JENNIFER U.N.C.	VALLEY, KENNETH C. P.N.M.	Number at each Polling Station	Number at each Polling Station	Number of Names on List by Polling Division
0051-01	FOUR ROADS GOVERNMENT PRIMARY SCHOOL UNION ROAD, FOUR ROADS DIEGO MARTIN	66	353	2	421	1,480
0051-02	FOUR ROADS GOVERNMENT PRIMARY SCHOOL UNION ROAD, FOUR ROADS DIEGO MARTIN	81	297	3	381	
0055	FOUR ROADS GOVERNMENT PRIMARY SCHOOL UNION ROAD, FOUR ROADS DIEGO MARTIN	48	229	0	277	526
*0060-01	MAPLE LEAF INTERNATIONAL SCHOOL ALYCE HEIGHTS DRIVE ALYCE GLEN, PETIT VALLEY	120	405	0	525	1,010
0060-02	MAPLE LEAF INTERNATIONAL SCHOOL ALYCE HEIGHTS DRIVE ALYCE GLEN, PETIT VALLEY	109	217	0	326	
0085	CRYSTAL STREAM GOV'T PRIMARY SCHOOL CRYSTAL STREAM AVENUE DIEGO MARTIN	99	233	1	333	597
0086-01	CRYSTAL STREAM GOV'T PRIMARY SCHOOL CRYSTAL STREAM AVENUE DIEGO MARTIN	146	125	0	271	984
	TOTALS CARRIED FORWARD	669	1,859	6	2,534	4,597

* Polling Station where the ballots of Special Electors were intermixed (Rule 93, of the Election (Amendment) Rules, 1986).

Elections to the House of Representatives, 2000
ELECTORAL DISTRICT OF DIEGO MARTIN CENTRAL

POLLING DIVISION	POLLING STATION	VOTES CAST FOR EACH CANDIDATE		REJECTED BALLOTS	VOTES CAST	ELECTORAL LIST
Number	Address	KERNAHAN JENNIFER U.N.C.	VALLEY, KENNETH C. P.N.M.	Number at each Polling Station	Number at each Polling Station	Number of Names on List by Polling Division
	TOTALS BROUGHT FORWARD	669	1,859	6	2,534	4,597
0086-02	CRYSTAL STREAM GOV'T PRIMARY SCHOOL, CRYSTAL STREAM AVENUE DIEGO MARTIN	165	133	1	299	
0095-01	WESTPORT PRIMARY S.D.A. SCHOOL, CHOW QUAN AVENUE DIEGO MARTIN	89	192	1	282	942
0095-02	WESTPORT PRIMARY S.D.A. SCHOOL, CHOW QUAN AVENUE DIEGO MARTIN	87	175	0	262	
0100	DIEGO MARTIN GOV'T SECONDARY SCHOOL, WENDY FITZWILLIAM BOULEVARD DIAMOND VALE, DIEGO MARTIN	186	188	1	375	704
0102	DIEGO MARTIN GOV'T SECONDARY SCHOOL, WENDY FITZWILLIAM BOULEVARD DIAMOND VALE, DIEGO MARTIN	97	257	0	354	659
0103-01	DIEGO MARTIN GOV'T SECONDARY SCHOOL, WENDY FITZWILLIAM BOULEVARD DIAMOND VALE, DIEGO MARTIN	42	183	0	225	920
0103-02	DIEGO MARTIN GOV'T SECONDARY SCHOOL, WENDY FITZWILLIAM BOULEVARD DIAMOND VALE, DIEGO MARTIN	70	238	2	310	
	TOTALS CARRIED FORWARD	1,405	3,225	11	4,641	7,822

Elections to the House of Representatives, 2000
ELECTORAL DISTRICT OF DIEGO MARTIN CENTRAL

POLLING DIVISION	POLLING STATION	VOTES CAST FOR EACH CANDIDATE		REJECTED BALLOTS	VOTES CAST	ELECTORAL LIST
Number	Address	KERNAHAN JENNIFER U.N.C.	VALLEY, KENNETH C. P.N.M.	Number at each Polling Station	Number at each Polling Station	Number of Names on List by Polling Division
	TOTALS BROUGHT FORWARD	1,405	3,225	11	4,641	7,822
0104	DIEGO MARTIN GOV'T SECONDARY SCHOOL WENDY FITZWILLIAM BOULEVARD DIAMOND VALE, DIEGO MARTIN	99	264	0	363	615
0110	DIAMOND VALE GOVERNMENT PRIMARY SCHOOL AQUAMARINE DRIVE DIAMOND VALE/DIEGO MARTIN	73	277	0	350	628
0111-01	DIEGO MARTIN GOV'T PRIMARY SCHOOL DIEGO MARTIN MAIN ROAD (OPP. ABEL STREET)	49	151	0	200	1,775
0111-02	DIEGO MARTIN GOV'T PRIMARY SCHOOL DIEGO MARTIN MAIN ROAD (OPP. ABEL STREET)	76	228	0	304	
0111-03	DIEGO MARTIN JUNIOR SECONDARY SCHOOL ST. LUCIEN ROAD DIEGO MARTIN	284	235	0	519	
0112	DIAMOND VALE GOVERNMENT PRIMARY SCHOOL AQUAMARINE DRIVE DIAMOND VALE/DIEGO MARTIN	66	334	2	402	670
0113-01	DIAMOND VALE GOVERNMENT PRIMARY SCHOOL AQUAMARINE DRIVE DIAMOND VALE/DIEGO MARTIN	64	297	0	361	1,127
	TOTALS CARRIED FORWARD	2,116	5,011	13	7,140	12,637

ELECTORAL DISTRICT OF DIEGO MARTIN CENTRAL

POLLING DIVISION	POLLING STATION	VOTES CAST FOR EACH CANDIDATE		REJECTED BALLOTS	VOTES CAST	ELECTORAL LIST
Number	Address	KERNAHAN JENNIFER U.N.C.	VALLEY, KENNETH C. P.N.M.	Number at each Polling Station	Number at each Polling Station	Number of Names on List by Polling Division
	TOTALS BROUGHT FORWARD	2,116	5,011	13	7,140	12,637
0113-02	DIAMOND VALE GOVERNMENT PRIMARY SCHOOL AQUAMARINE DRIVE DIAMOND VALE/DIEGO MARTIN	69	282	2	353	
0114-01	DIAMOND VALE GOVERNMENT PRIMARY SCHOOL AQUAMARINE DRIVE DIAMOND VALE/DIEGO MARTIN	58	227	0	285	950
0114-02	DIAMOND VALE GOVERNMENT PRIMARY SCHOOL AQUAMARINE DRIVE DIAMOND VALE/DIEGO MARTIN	66	209	2	277	
0125-01	BAGATELLE LOWER GREEN HILL VILLAGE COMMUNITY CENTRE BAGATELLE ROAD, DIEGO MARTIN	189	240	1	430	2,224
0125-02	BAGATELLE LOWER GREEN HILL VILLAGE COMMUNITY CENTRE BAGATELLE ROAD, DIEGO MARTIN	139	254	0	393	
0125-03	BAGATELLE LOWER GREEN HILL VILLAGE COMMUNITY CENTRE BAGATELLE ROAD, DIEGO MARTIN	222	236	2	460	
0160-01	PETIT VALLEY BOYS' R.C. SCHOOL MORNE COCO ROAD PETIT VALLEY	123	326	3	452	4,586
	TOTALS CARRIED FORWARD	2,982	6,785	23	9,790	20,397

Elections to the House of Representatives, 2000
ELECTORAL DISTRICT OF DIEGO MARTIN CENTRAL

POLLING DIVISION	POLLING STATION	VOTES CAST FOR EACH CANDIDATE		REJECTED BALLOTS	VOTES CAST	ELECTORAL LIST
Number	Address	KERNAHAN JENNIFER U.N.C.	VALLEY, KENNETH C. P.N.M.	Number at each Polling Station	Number at each Polling Station	Number of Names on List by Polling Division
	TOTALS BROUGHT FORWARD	2,982	6,785	23	9,790	20,397
0160-02	PETIT VALLEY BOYS' R.C. SCHOOL MORNE COCO ROAD PETIT VALLEY	116	340	2	458	
0160-03	PETIT VALLEY BOYS' R.C. SCHOOL MORNE COCO ROAD PETIT VALLEY	105	348	5	458	
0160-04	SIMEON ROAD YOUTH CENTRE SPARROW DRIVE, SIMEON ROAD PETIT VALLEY	64	290	0	354	
0160-05	SIMEON ROAD YOUTH CENTRE SPARROW DRIVE, SIMEON ROAD PETIT VALLEY	61	245	2	308	
0160-06	SIMEON ROAD YOUTH CENTRE SPARROW DRIVE, SIMEON ROAD PETIT VALLEY	47	283	0	330	
0230-01	COCORITE GOV'T PRIMARY SCHOOL 5 LADY HOCHOY CIRCULAR ROAD COCORITE	65	206	0	271	4,243
0230-02	COCORITE GOV'T PRIMARY SCHOOL 5 LADY HOCHOY CIRCULAR ROAD COCORITE	74	307	1	382	
	TOTALS CARRIED FORWARD	3,514	8,804	33	12,351	24,640

Elections to the House of Representatives, 2000
ELECTORAL DISTRICT OF DIEGO MARTIN CENTRAL

POLLING DIVISION	POLLING STATION	VOTES CAST FOR EACH CANDIDATE		REJECTED BALLOTS	VOTES CAST	ELECTORAL LIST
Number	Address	KERNAHAN JENNIFER U.N.C.	VALLEY, KENNETH C. P.N.M.	Number at each Polling Station	Number at each Polling Station	Number of Names on List by Polling Division
	TOTALS BROUGHT FORWARD	3,514	8,804	33	12,351	24,640
0230-03	COCORITE GOV'T PRIMARY SCHOOL 5 LADY HOCHOY CIRCULAR ROAD COCORITE	61	286	3	350	
0230-04	COCORITE GOV'T PRIMARY SCHOOL 5 LADY HOCHOY CIRCULAR ROAD COCORITE	91	342	2	435	
0230-05	PORT OF SPAIN CORPORATION BUILDING GEORGE CABRAL STREET ST JAMES	69	223	0	292	
0230-06	PORT OF SPAIN CORPORATION BUILDING GEORGE CABRAL STREET ST JAMES	75	197	0	272	
0235	LADY HOCHOY HOME (GYM ROOM) HARDING PLACE COCORITE	138	155	4	297	548
0240-01	ST JAMES MEDICAL COMPLEX WESTERN MAIN ROAD ST JAMES	47	157	1	205	863
	TOTALS CARRIED FORWARD	3,995	10,164	43	14,202	26,051

Elections to the House of Representatives, 2000
ELECTORAL DISTRICT OF DIEGO MARTIN CENTRAL

POLLING DIVISION	POLLING STATION	VOTES CAST FOR EACH CANDIDATE		REJECTED BALLOTS	VOTES CAST	ELECTORAL LIST
Number	Address	KERNAHAN JENNIFER U.N.C.	VALLEY, KENNETH C. P.N.M.	Number at each Polling Station	Number at each Polling Station	Number of Names on List by Polling Division
0240-02	TOTALS BROUGHT FORWARD	3,995	10,164	43	14,202	26,051
	ST JAMES MEDICAL COMPLEX WESTERN MAIN ROAD ST JAMES	60	158	0	218	
	TOTALS	4,055	10,322	43	14,420	26,051

I hereby certify that the foregoing is a Statement of the Poll showing the number of votes cast for each Candidate, and do on this 12th day of December, 2000
declare KENNETH VALLEY elected.

ASHWIN CREED
Returning Officer
Electoral District of DIEGO MARTIN CENTRAL

Elections to the House of Representatives, 2000
ELECTORAL DISTRICT OF DIEGO MARTIN EAST

POLLING DIVISION	POLLING STATION	VOTES CAST FOR EACH CANDIDATE		REJECTED BALLOTS	VOTES CAST	ELECTORAL LIST
Number	Address	IMBERT COLM P.N.M.	RODRIGUEZ SUSAN U.N.C.	Number Polling Station	Number Polling Station	Number of by Polling Division
0090	PETIT VALLEY GIRLS' R.C. SCHOOL MORNE COCO ROAD PETIT VALLEY	259	162	2	423	696
0130-01	DIEGO MARTIN JUNIOR SECONDARY SCHOOL ST LUCIEN ROAD DIEGO MARTIN	199	195	1	395	1,282
0130-02	DIEGO MARTIN JUNIOR SECONDARY SCHOOL ST LUCIEN ROAD DIEGO MARTIN	198	163	3	364	
0131-01	DIEGO MARTIN JUNIOR SECONDARY SCHOOL ST LUCIEN ROAD DIEGO MARTIN	257	70	3	330	2,885
0131-02	DIEGO MARTIN JUNIOR SECONDARY SCHOOL ST LUCIEN ROAD DIEGO MARTIN	304	66	0	370	
0131-03	DIEGO MARTIN JUNIOR SECONDARY SCHOOL ST LUCIEN ROAD DIEGO MARTIN	287	112	1	400	
0131-04	DIEGO MARTIN JUNIOR SECONDARY SCHOOL ST LUCIEN ROAD DIEGO MARTIN	314	117	2	433	
	TOTALS CARRIED FORWARD	1,818	885	12	2,715	4,863

Elections to the House of Representatives, 2000

ELECTORAL DISTRICT OF DIEGO MARTIN EAST

POLLING DIVISION	POLLING STATION	VOTES CAST FOR EACH CANDIDATE		REJECTED BALLOTS	VOTES CAST	ELECTORAL LIST
Number	Address	IMBERT COLM P.N.M.	RODRIGUEZ SUSAN U.N.C.	Number Polling Station	Number Polling Station	Number of by Polling Division
	TOTALS BROUGHT FORWARD	1,818	885	12	2,715	4,863
0140-01	PARAMIN R.C. CHURCH HALL PARAMIN VILLAGE MARAVAL.	334	152	2	488	1,501
0140-02	PARAMIN R.C. CHURCH HALL PARAMIN VILLAGE MARAVAL.	344	148	2	494	
0145-01	MARAVAL R.C. SCHOOL SADDLE ROAD MARAVAL.	182	82	1	265	943
0145-02	MARAVAL R.C. SCHOOL SADDLE ROAD MARAVAL.	210	70	0	280	
0150-01	PARAMIN R.C. SCHOOL PARAMIN VILLAGE MARAVAL.	236	60	0	296	1,668
0150-02	PARAMIN R.C. SCHOOL PARAMIN VILLAGE MARAVAL.	183	76	2	261	
0150-03	PARAMIN R.C. SCHOOL PARAMIN VILLAGE MARAVAL.	237	80	1	318	
	TOTALS CARRIED FORWARD	3,544	1,553	20	5,117	8,975

Elections to the House of Representatives, 2000
ELECTORAL DISTRICT OF DIEGO MARTIN EAST

POLLING DIVISION	POLLING STATION	VOTES CAST FOR EACH CANDIDATE		REJECTED BALLOTS	VOTES CAST	ELECTORAL LIST
Number	Address	IMBERT COLM P.N.M.	RODRIGUEZ SUSAN U.N.C.	Number Polling Station	Number Polling Station	Number of by Polling Division
	TOTALS BROUGHT FORWARD	3,544	1,553	20	5,117	8,975
0155-01	PETIT VALLEY GIRLS' R.C. SCHOOL MORNE COCO ROAD PETIT VALLEY	280	97	0	377	1,943
0155-02	PETIT VALLEY GIRLS' R.C. SCHOOL MORNE COCO ROAD PETIT VALLEY	281	97	3	381	
0155-03	PETIT VALLEY GIRLS' R.C. SCHOOL MORNE COCO ROAD PETIT VALLEY	246	104	0	350	
0165-01	LA SEIVA R.C. SCHOOL LA SEIVA TERRACE, SADDLE ROAD MARAVALL	163	113	0	276	1,610
0165-02	LA SEIVA R.C. SCHOOL LA SEIVA TERRACE, SADDLE ROAD MARAVALL	172	157	0	329	
0165-03	LA SEIVA R.C. SCHOOL LA SEIVA TERRACE, SADDLE ROAD MARAVALL	159	154	1	314	
0170-01	MARAVALL R.C. SCHOOL SADDLE ROAD MARAVALL	304	83	2	389	1,473
	TOTALS CARRIED FORWARD	5,149	2,358	26	7,533	14,001

Elections to the House of Representatives, 2000
ELECTORAL DISTRICT OF DIEGO MARTIN EAST

POLLING DIVISION	POLLING STATION	VOTES CAST FOR EACH CANDIDATE		REJECTED BALLOTS	VOTES CAST	ELECTORAL LIST
Number	Address	IMBERT COLM P.N.M.	RODRIGUEZ SUSAN U.N.C.	Number Polling Station	Number Polling Station	Number of by Polling Division
	TOTALS BROUGHT FORWARD	5,149	2,358	26	7,533	14,001
0170-02	MARAVAL R.C. SCHOOL SADDLE ROAD MARAVAL	287	99	0	386	
0175-01	MARAVAL R.C. SCHOOL SADDLE ROAD MARAVAL	178	51	0	229	894
0175-02	MARAVAL R.C. SCHOOL SADDLE ROAD MARAVAL	163	45	0	208	
0180-01	MARAVAL R.C. SCHOOL SADDLE ROAD MARAVAL	152	62	0	214	825
0180-02	MARAVAL R.C. SCHOOL SADDLE ROAD MARAVAL	142	99	0	241	
0185	ST ANDREW'S PREP SCHOOL 16, VALLETON AVENUE MARAVAL	165	149	0	314	520
*0190-01	BOISSIERE VILLAGE R.C. SCHOOL VALLOT STREET BOISSIERE NO. 1	244	194	7	445	855
	TOTALS CARRIED FORWARD	6,480	3,057	33	9,570	17,095

* Polling Station where the ballots of Special Electors were intermixed (Rule 93, of the Election (Amendment) Rules, 1986).

Elections to the House of Representatives, 2000

ELECTORAL DISTRICT OF DIEGO MARTIN EAST

POLLING DIVISION	POLLING STATION	VOTES CAST FOR EACH CANDIDATE		REJECTED BALLOTS	VOTES CAST	ELECTORAL LIST
Number	Address	IMBERT COLM P.N.M.	RODRIGUEZ SUSAN U.N.C.	Number Polling Station	Number Polling Station	Number of by Polling Division
	TOTALS BROUGHT FORWARD	6,480	3,057	33	9,570	17,095
0190-02	BOISSIERE VILLAGE R.C. SCHOOL VALLOT STREET BOISSIERE NO. 1	86	166	1	253	
0195	BOISSIERE VILLAGE R.C. SCHOOL VALLOT STREET BOISSIERE NO. 1	39	22	0	61	94
0205	BLACKMANS' PRIVATE SCHOOL 14 A SADDLE ROAD MARAVAL	105	66	0	171	298
0207-01	ST ANDREW'S PREP SCHOOL 16, VALLETON AVENUE MARAVAL	155	124	1	280	938
0207-02	ST ANDREW'S PREP SCHOOL 16, VALLETON AVENUE MARAVAL	125	120	2	247	
0210-01	ASCENSION ANGLICAN SCHOOL SCHOOL ROAD BELLE VUE LONG CIRCULAR	160	76	0	236	802
0210-02	ASCENSION ANGLICAN SCHOOL SCHOOL ROAD BELLE VUE LONG CIRCULAR	90	120	2	212	
	TOTALS CARRIED FORWARD	7,240	3,751	39	11,030	19,227

Elections to the House of Representatives, 2000
ELECTORAL DISTRICT OF DIEGO MARTIN EAST

POLLING DIVISION	POLLING STATION	VOTES CAST FOR EACH CANDIDATE		REJECTED BALLOTS	VOTES CAST	ELECTORAL LIST
Number	Address	IMBERT COLM P.N.M.	RODRIGUEZ SUSAN U.N.C.	Number Polling Station	Number Polling Station	Number of by Polling Division
	TOTALS BROUGHT FORWARD	7,240	3,751	39	11,030	19,227
0215-01	DIBE/BELLE VUE/DONDONALD HILL COMM. CENTRE PLS BELLE VUE TERRACE LONG CIRCULAR	223	47	0	270	1,311
0215-02	DIBE/BELLE VUE/DONDONALD HILL COMM. CENTRE PLS BELLE VUE TERRACE LONG CIRCULAR	260	76	0	336	
0219-01	ASCENSION ANGLICAN SCHOOL SCHOOL ROAD BELLE VUE LONG CIRCULAR	288	55	1	344	1,332
0219-02	ASCENSION ANGLICAN SCHOOL SCHOOL ROAD BELLE VUE LONG CIRCULAR	273	65	0	338	
0220-01	DIBE/BELLE VUE/DONDONALD HILL COMM. CENTRE PLS BELLE VUE TERRACE LONG CIRCULAR	192	27	1	220	803
0220-02	DIBE/BELLE VUE/DONDONALD HILL COMM. CENTRE PLS BELLE VUE TERRACE LONG CIRCULAR	174	19	1	194	
	TOTALS CARRIED FORWARD	8,650	4,040	42	12,732	22,673

Elections to the House of Representatives, 2000
ELECTORAL DISTRICT OF DIEGO MARTIN EAST

POLLING DIVISION	POLLING STATION	VOTES CAST FOR EACH CANDIDATE		REJECTED BALLOTS	VOTES CAST	ELECTORAL LIST
Number	Address	IMBERT COLM P.N.M.	RODRIGUEZ SUSAN U.N.C.	Number Polling Station	Number Polling Station	Number of by Polling Division
	TOTALS BROUGHT FORWARD	8,650	4,040	42	12,732	22,673
0225-01	UPPER BOURNES RD COMMUNITY CENTRE BACK STREET, UPPER BOURNES RD ST. JAMES.	344	68	0	412	1,412
0225-02	UPPER BOURNES RD COMMUNITY CENTRE BACK STREET, UPPER BOURNES RD ST. JAMES.	252	68	0	320	
	TOTALS	9,246	4,176	42	13,464	24,085

I hereby certify that the foregoing is a Statement of the Poll showing the number of votes cast for each Candidate, and do on this 11th day of December, 2000
declare COLM P. IMBERT elected.

DAPHNE MOORE
Returning Officer
Electoral District of DIEGO MARTIN EAST

Elections to the House of Representatives, 2000
ELECTORAL DISTRICT OF DIEGO MARTIN WEST

POLLING DIVISION	POLLING STATION	VOTES CAST FOR EACH CANDIDATE		REJECTED BALLOTS	VOTES CAST	ELECTORAL LIST
Number	Address	C. PHILLIPS DAPHNE U.N.C.	ROWLEY, KEITH C. P.N.M.	Number at each Polling Station	Number at each Polling Station	Number of Names on List by Polling Division
0005	GOVERNMENT TRAINING UNIT WESTERN MAIN ROAD CHAGUARAMAS.	6	23	0	29	81
0010-01	CARENAGE BOYS' GOVERNMENT SCHOOL SCHOOL STREET CARENAGE	47	252	1	300	1,217
0010-02	CARENAGE BOYS' GOVERNMENT SCHOOL SCHOOL STREET CARENAGE	38	232	0	270	
0015	CARENAGE BOYS' GOVERNMENT SCHOOL SCHOOL STREET CARENAGE	40	242	1	283	505
0020-01	CARENAGE GIRLS' GOVERNMENT SCHOOL SCHOOL STREET CARENAGE.	33	412	0	445	1,506
0020-02	CARENAGE GIRLS' GOVERNMENT SCHOOL SCHOOL STREET CARENAGE.	34	319	5	358	
0025-01	CARENAGE GIRLS' GOVERNMENT SCHOOL SCHOOL STREET CARENAGE.	56	264	2	322	1,096
	TOTALS CARRIED FORWARD	254	1,744	9	2,007	4,405

Elections to the House of Representatives, 2000

ELECTORAL DISTRICT OF DIEGO MARTIN WEST

POLLING DIVISION	POLLING STATION	VOTES CAST FOR EACH CANDIDATE		REJECTED BALLOTS	VOTES CAST	ELECTORAL LIST
Number	Address	C. PHILLIPS DAPHNE U.N.C.	ROWLEY, KEITH C. P.N.M.	Number at each Polling Station	Number at each Polling Station	Number of Names on List by Polling Division
	TOTALS BROUGHT FORWARD	254	1,744	9	2,007	4,405
0025-02	CARENAGE GIRLS' GOVERNMENT SCHOOL SCHOOL STREET CARENAGE.	60	261	0	321	
0030-01	PT CUMANA GOV'T PRIMARY SCHOOL FITZALLEN STREET PT. CUMANA.	101	272	2	375	2,092
0030-02	PT CUMANA GOV'T PRIMARY SCHOOL FITZALLEN STREET PT. CUMANA.	75	295	2	372	
0030-03	PT CUMANA GOV'T PRIMARY SCHOOL FITZALLEN STREET PT. CUMANA.	73	270	0	343	
0035-01	PT CUMANA R.C. SCHOOL BELLERAND STREET CARENAGE	93	317	3	413	1,252
0035-02	PT CUMANA R.C. SCHOOL BELLERAND STREET CARENAGE	67	210	1	278	
0040	ST ANTHONY'S COLLEGE MORNE COCO ROAD WESTMOORINGS	74	144	0	218	427
	TOTALS CARRIED FORWARD	797	3,513	17	4,327	8,176

Elections to the House of Representatives, 2000
ELECTORAL DISTRICT OF DIEGO MARTIN WEST

POLLING DIVISION	POLLING STATION	VOTES CAST FOR EACH CANDIDATE		REJECTED BALLOTS	VOTES CAST	ELECTORAL LIST
Number	Address	C. PHILLIPS DAPHNE U.N.C.	ROWLEY, KEITH C. P.N.M.	Number at each Polling Station	Number at each Polling Station	Number of Names on List by Polling Division
	TOTALS BROUGHT FORWARD	797	3,513	17	4,327	8,176
0041-01	ST ANTHONY'S COLLEGE MORNE COCO ROAD WESTMOORINGS	146	184	0	330	1,618
0041-02	ST ANTHONY'S COLLEGE MORNE COCO ROAD WESTMOORINGS	170	197	3	370	
0041-03	ST ANTHONY'S COLLEGE MORNE COCO ROAD WESTMOORINGS	131	176	0	307	
*0045-01	ST ANTHONY'S COLLEGE MORNE COCO ROAD WESTMOORINGS	290	497	4	791	1,486
0045-02	ST ANTHONY'S COLLEGE MORNE COCO ROAD WESTMOORINGS	197	217	0	414	
0050-01	ST ANTHONY'S COLLEGE MORNE COCO ROAD WESTMOORINGS	110	204	0	314	1,037
0050-02	ST ANTHONY'S COLLEGE MORNE COCO ROAD WESTMOORINGS	139	155	0	294	
	TOTALS CARRIED FORWARD	1,980	5,143	24	7,147	12,317

* Polling Station where the ballots of Special Electors were intermixed (Rule 93, of the Election (Amendment) Rules, 1986).

Elections to the House of Representatives, 2000
ELECTORAL DISTRICT OF DIEGO MARTIN WEST

POLLING DIVISION	POLLING STATION	VOTES CAST FOR EACH CANDIDATE		REJECTED BALLOTS	VOTES CAST	ELECTORAL LIST
Number	Address	C. PHILLIPS DAPHNE U.N.C.	ROWLEY, KEITH C. P.N.M.	Number at each Polling Station	Number at each Polling Station	Number of Names on List by Polling Division
	TOTALS BROUGHT FORWARD	1,980	5,143	24	7,147	12,317
0065-01	MAPLE LEAF INTERNATIONAL SCHOOL ALYCE HEIGHTS DRIVE ALYCE GLEN, PETIT VALLEY	144	165	1	310	1,142
0065-02	MAPLE LEAF INTERNATIONAL SCHOOL ALYCE HEIGHTS DRIVE ALYCE GLEN, PETIT VALLEY	135	201	1	337	
0066-01	CRYSTAL STREAM GOV'T PRIMARY SCHOOL CRYSTAL STREAM AVENUE DIEGO MARTIN	106	111	2	219	801
0066-02	CRYSTAL STREAM GOV'T PRIMARY SCHOOL CRYSTAL STREAM AVENUE DIEGO MARTIN	59	135	0	194	
0070-01	LA PUERTA GOVERNMENT PRIMARY SCHOOL BROOME STREET DIEGO MARTIN.	54	233	0	287	1,071
0070-02	LA PUERTA GOVERNMENT PRIMARY SCHOOL BROOME STREET DIEGO MARTIN.	69	211	1	281	
0071-01	LA PUERTA GOVERNMENT PRIMARY SCHOOL BROOME STREET DIEGO MARTIN.	63	171	0	234	886
	TOTALS CARRIED FORWARD	2,610	6,370	29	9,009	16,217

Elections to the House of Representatives, 2000

ELECTORAL DISTRICT OF DIEGO MARTIN WEST

POLLING DIVISION	POLLING STATION	VOTES CAST FOR EACH CANDIDATE		REJECTED BALLOTS	VOTES CAST	ELECTORAL LIST
Number	Address	C. PHILLIPS DAPHNE U.N.C.	ROWLEY, KEITH C. P.N.M.	Number at each Polling Station	Number at each Polling Station	Number of Names on List by Polling Division
	TOTALS BROUGHT FORWARD	2,610	6,370	29	9,009	16,217
0071-02	LA PUERTA GOVERNMENT PRIMARY SCHOOL. BROOME STREET DIEGO MARTIN.	63	157	0	220	
0075-01	LA PUERTA GOVERNMENT PRIMARY SCHOOL. BROOME STREET DIEGO MARTIN.	46	192	1	239	960
0075-02	LA PUERTA GOVERNMENT PRIMARY SCHOOL. BROOME STREET DIEGO MARTIN.	57	200	0	257	
0076-01	LA PUERTA GOVERNMENT PRIMARY SCHOOL. BROOME STREET DIEGO MARTIN.	17	217	0	234	808
0076-02	LA PUERTA GOVERNMENT PRIMARY SCHOOL. BROOME STREET DIEGO MARTIN.	27	195	1	223	
0080-01	DIEGO MARTIN GIRLS' R.C.PRIMARY SCHOOL. CHURCH STREET DIEGO MARTIN	129	242	1	372	2,597
0080-02	DIEGO MARTIN GIRLS' R.C.PRIMARY SCHOOL. CHURCH STREET DIEGO MARTIN	93	259	1	353	
	TOTALS CARRIED FORWARD	3,042	7,832	33	10,907	20,582

Elections to the House of Representatives, 2000
ELECTORAL DISTRICT OF DIEGO MARTIN WEST

POLLING DIVISION	POLLING STATION	VOTES CAST FOR EACH CANDIDATE		REJECTED BALLOTS	VOTES CAST	ELECTORAL LIST
Number	Address	C. PHILLIPS DAPHNE U.N.C.	ROWLEY, KEITH C. P.N.M.	Number at each Polling Station	Number at each Polling Station	Number of Names on List by Polling Division
	TOTALS BROUGHT FORWARD	3,042	7,832	33	10,907	20,582
0080-03	DIEGO MARTIN GIRLS' R.C.PRIMARY SCHOOL CHURCH STREET DIEGO MARTIN	87	180	0	267	
0080-04	DIEGO MARTIN GIRLS' R.C.PRIMARY SCHOOL CHURCH STREET DIEGO MARTIN	154	271	3	428	
0105-01	DIEGO MARTIN GIRLS' R.C.PRIMARY SCHOOL CHURCH STREET DIEGO MARTIN	88	231	1	320	2,588
0105-02	DIEGO MARTIN GIRLS' R.C.PRIMARY SCHOOL CHURCH STREET DIEGO MARTIN	66	310	1	377	
0105-03	DIEGO MARTIN GIRLS' R.C.PRIMARY SCHOOL CHURCH STREET DIEGO MARTIN	82	222	0	304	
0105-04	DIEGO MARTIN GIRLS' R.C.PRIMARY SCHOOL CHURCH STREET DIEGO MARTIN	116	216	0	332	
0115-01	DIEGO MARTIN BOYS' R.C. SCHOOL CHURCH STREET DIEGO MARTIN.	50	202	3	255	852
	TOTALS CARRIED FORWARD	3,685	9,464	41	13,190	24,022

Elections to the House of Representatives, 2000
ELECTORAL DISTRICT OF DIEGO MARTIN WEST

POLLING DIVISION	POLLING STATION	VOTES CAST FOR EACH CANDIDATE		REJECTED BALLOTS	VOTES CAST	ELECTORAL LIST
Number	Address	C. PHILLIPS DAPHNE U.N.C.	ROWLEY, KEITH C. P.N.M.	Number at each Polling Station	Number at each Polling Station	Number of Names on List by Polling Division
	TOTALS BROUGHT FORWARD	3,685	9,464	41	13,190	24,022
0115-02	DIEGO MARTIN BOYS' R.C. SCHOOL CHURCH STREET DIEGO MARTIN.	34	179	1	214	
0120-01	DIEGO MARTIN BOYS' R.C. SCHOOL CHURCH STREET DIEGO MARTIN.	63	343	2	408	2,917
0120-02	DIEGO MARTIN BOYS' R.C. SCHOOL CHURCH STREET DIEGO MARTIN.	69	321	3	393	
0120-03	DIEGO MARTIN BOYS' R.C. SCHOOL CHURCH STREET DIEGO MARTIN.	84	251	2	337	
0120-04	DIEGO MARTIN BOYS' R.C. SCHOOL CHURCH STREET DIEGO MARTIN.	86	288	1	375	
	TOTALS	4,021	10,846	50	14,917	26,939

I hereby certify that the foregoing is a Statement of the Poll showing the number of votes cast for each Candidate, and do on this 12th day of December, 2000
declare KEITH C. ROWLEY elected.

LUNA WRIGHT
Returning Officer
Electoral District of DIEGO MARTIN WEST

Elections to the House of Representatives, 2000

ELECTORAL DISTRICT OF FYZABAD

POLLING DIVISION	POLLING STATION	VOTES CAST FOR EACH CANDIDATE			REJECTED BALLOTS	VOTES CAST	ELECTORAL LIST
Number	Address	DIPTEE PRAMNATH P.N.M.	GHANY KAMALUDEEN IND.	SHARMA, CHANDRESH L. D. U.N.C.	Number at each Polling Station	Number at each Polling Station	Number of Names on List by Polling Division
3765-01	ST BENEDICT'S COLLEGE SOUTHERN MAIN ROAD LA ROMAIN	194	3	222	2	421	1,212
3765-02	ST BENEDICT'S COLLEGE SOUTHERN MAIN ROAD LA ROMAIN	112	3	253	4	372	
4200-01	AVOCAT VEDIC SCHOOL SIPARIA OLD ROAD AVOCAT	50	5	285	2	342	1,035
4200-02	AVOCAT VEDIC SCHOOL SIPARIA OLD ROAD AVOCAT	21	19	388	0	428	
4345-01	POWER GEN SPORTS CLUB SYNE VILLAGE PENAL	103	5	325	0	433	1,325
4345-02	POWER GEN SPORTS CLUB SYNE VILLAGE PENAL	115	5	370	12	502	
4346	SAN FRANCIQUE HINDU SCHOOL SAN FRANCIQUE MAIN ROAD SAN FRANCIQUE	13	4	473	7	497	660
	TOTALS CARRIED FORWARD	608	44	2,316	27	2,995	4,232

Elections to the House of Representatives, 2000

ELECTORAL DISTRICT OF FYZABAD

POLLING DIVISION	POLLING STATION	VOTES CAST FOR EACH CANDIDATE			REJECTED BALLOTS	VOTES CAST	ELECTORAL LIST
Number	Address	DIPTEE PRAMNATH P.N.M.	GHANY KAMALUDEEN IND.	SHARMA, CHANDRESH L. D. U.N.C.	Number at each Polling Station	Number at each Polling Station	Number of Names on List by Polling Division
	TOTALS BROUGHT FORWARD	688	44	2,316	27	2,995	4,232
4365	ST CHRISTOPHER'S A.C. SCHOOL HIGH STREET SIPARIA	113	10	266	1	390	624
4370-01	SIPARIA UNION PRESBYTERIAN SCHOOL LALLA STREET SIPARIA	228	1	92	0	321	955
4370-02	SIPARIA UNION PRESBYTERIAN SCHOOL LALLA STREET SIPARIA	163	3	127	1	294	
4375-01	SIPARIA UNION PRESBYTERIAN SCHOOL LALLA STREET SIPARIA	196	4	89	0	289	891
4375-02	SIPARIA UNION PRESBYTERIAN SCHOOL LALLA STREET SIPARIA	163	4	110	1	278	
4380	ST MARTIN'S R.C. PARISH HALL THICK VILLAGE SIPARIA	18	4	327	1	350	480
4385-01	SIPARIA ROAD PRESBYTERIAN SCHOOL SIPARIA ROAD. SIPARIA	59	32	265	0	356	1,156
	TOTALS CARRIED FORWARD	1,548	102	3,592	31	5,273	8,338

Elections to the House of Representatives, 2000

ELECTORAL DISTRICT OF FYZABAD

POLLING DIVISION	POLLING STATION	VOTES CAST FOR EACH CANDIDATE			REJECTED BALLOTS	VOTES CAST	ELECTORAL LIST
Number	Address	DIPTEE PRAMNATH P.N.M.	GHANY KAMALUDEEN IND.	SHARMA, CHANDRESH L. D. U.N.C.	Number at each Polling Station	Number at each Polling Station	Number of Names on List by Polling Division
	TOTALS BROUGHT FORWARD	1,548	102	3,592	31	5,273	8,338
4385-02	SIPARIA ROAD PRESBYTERIAN SCHOOL SIPARIA ROAD. SIPARIA	48	33	393	1	475	
4386	KABIR PANTH HINDU SCHOOL SIPARIA ROAD SIPARIA	70	11	165	0	246	343
4390-01	AVOCAT VEDIC SCHOOL SIPARIA OLD ROAD AVOCAT	4	12	333	0	349	913
4390-02	AVOCAT VEDIC SCHOOL SIPARIA OLD ROAD AVOCAT	2	7	336	1	346	
4395-01	SOUTH OROPOUCHE R.C. SCHOOL SOUTH OROPOUCHE	168	3	147	0	318	903
4395-02	SOUTH OROPOUCHE R.C. SCHOOL SOUTH OROPOUCHE	127	3	188	1	319	
4400-01	SOUTH OROPOUCHE GOVERNMENT SCHOOL SOUTH OROPOUCHE	154	10	286	3	453	2,033
	TOTALS CARRIED FORWARD	2,121	181	5,440	37	7,779	12,530

Elections to the House of Representatives, 2000

ELECTORAL DISTRICT OF FYZABAD

POLLING DIVISION	POLLING STATION	VOTES CAST FOR EACH CANDIDATE			REJECTED BALLOTS	VOTES CAST	ELECTORAL LIST
Number	Address	DIPTEE PRAMNATH P.N.M.	GHANY KAMALUDEEN IND.	SHARMA, CHANDRESH L. D. U.N.C.	Number at each Polling Station	Number at each Polling Station	Number of Names on List by Polling Division
	TOTALS BROUGHT FORWARD	2,121	181	5,440	37	7,779	12,530
4406-02	SOUTH OROPOUCHE GOVERNMENT SCHOOL SOUTH OROPOUCHE	174	5	269	3	451	
4409-03	SOUTH OROPOUCHE GOVERNMENT SCHOOL SOUTH OROPOUCHE	126	18	386	2	532	
4405-01	SOUTH OROPOUCHE R.C. SCHOOL SOUTH OROPOUCHE	193	11	273	4	481	2,330
4405-02	SOUTH OROPOUCHE R.C. SCHOOL SOUTH OROPOUCHE	159	16	417	6	598	
*4405-03	SOUTH OROPOUCHE R.C. SCHOOL SOUTH OROPOUCHE	411	16	491	4	922	
4410	AVOCAT COMMUNITY CENTRE FYZABAD ROAD AVOCAT	164	8	297	1	470	661
4415	FYZABAD GOVERNMENT SCHOOL PEPPER VILLAGE FYZABAD	110	3	226	0	339	481
	TOTALS CARRIED FORWARD	3,458	258	7,799	57	11,572	16,902

* Polling Station where the ballots of Special Electors were Intermixed (Rule 93, of the Election (Amendment) Rules, 1986).

Elections to the House of Representatives, 2000

ELECTORAL DISTRICT OF FYZABAD

POLLING DIVISION	POLLING STATION	VOTES CAST FOR EACH CANDIDATE			REJECTED BALLOTS	VOTES CAST	ELECTORAL LIST
Number	Address	DIPTEE PRAMNATH P.N.M.	GHANY KAMALUDEEN IND.	SHARMA, CHANDRESH L. D. U.N.C.	Number at each Polling Station	Number at each Polling Station	Number of Names on List by Polling Division
4420	TOTALS BROUGHT FORWARD	3,458	258	7,799	57	11,572	16,002
	AVOCAT VEDIC SCHOOL SIPARIA OLD ROAD AVOCAT	153	45	243	0	441	636
4425-01	FYZABAD PRESBYTERIAN SCHOOL LUM TACK HILL FYZABAD	248	4	84	2	338	1,025
4425-02	FYZABAD PRESBYTERIAN SCHOOL LUM TACK HILL FYZABAD	200	10	108	0	318	
4430	FYZABAD PRESBYTERIAN SCHOOL LUM TACK HILL FYZABAD	124	6	285	2	417	590
4435-01	KABIR PANTH HINDU SCHOOL SIPARIA ROAD SIPARIA	122	36	123	1	282	794
4435-02	KABIR PANTH HINDU SCHOOL SIPARIA ROAD SIPARIA	84	30	161	2	277	
4440-01	KABIR PANTH HINDU SCHOOL SIPARIA ROAD SIPARIA	180	15	233	2	430	1,181
	TOTALS CARRIED FORWARD	4,569	404	9,036	66	14,075	20,228

Elections to the House of Representatives, 2000

ELECTORAL DISTRICT OF FYZABAD

POLLING DIVISION	POLLING STATION	VOTES CAST FOR EACH CANDIDATE			REJECTED BALLOTS	VOTES CAST	ELECTORAL LIST
Number	Address	DIPTEE PRAMNATH P.N.M.	GHANY KAMALUDEEN IND.	SHARMA, CHANDRESH L. D. U.N.C.	Number at each Polling Station	Number at each Polling Station	Number of Names on List by Polling Division
	TOTALS BROUGHT FORWARD	4,569	404	9,036	66	14,075	20,228
4448-02	KABIR PANTH HINDU SCHOOL SIPARIA ROAD SIPARIA	82	6	363	5	456	
4445-01	ST BRIGID'S GIRLS' R.C. SCHOOL LA PASTORA STREET SIPARIA	267	1	121	3	392	1,133
4445-02	ST BRIGID'S GIRLS' R.C. SCHOOL LA PASTORA STREET SIPARIA	201	2	153	1	357	
4446	ST BRIGID'S GIRLS' R.C. SCHOOL LA PASTORA STREET SIPARIA	167	3	60	1	231	375
4450-01	ST BRIGID'S GIRLS' R.C. SCHOOL LA PASTORA STREET SIPARIA	190	1	50	1	242	890
4450-02	ST BRIGID'S GIRLS' R.C. SCHOOL LA PASTORA STREET SIPARIA	214	2	52	0	268	
4485	FYZABAD ANGLICAN SECONDARY SCHOOL CREST CAMP FYZABAD	219	4	188	0	411	618
	TOTALS CARRIED FORWARD	5,909	423	10,023	77	16,432	23,244

Elections to the House of Representatives, 2000

ELECTORAL DISTRICT OF FYZABAD

POLLING DIVISION	POLLING STATION	VOTES CAST FOR EACH CANDIDATE			REJECTED BALLOTS	VOTES CAST	ELECTORAL LIST
Number	Address	DIPTEE PRAMNATH P.N.M.	GHANY KAMALUDEEN IND.	SHARMA, CHANDRESH L. D. U.N.C.	Number at each Polling Station	Number at each Polling Station	Number of Names on List by Polling Division
	TOTALS BROUGHT FORWARD	5,909	423	10,023	77	16,432	23,244
4490	FYZABAD PRESBYTERIAN SCHOOL LUM TACK HILL FYZABAD	66	3	64	2	135	199
4495-01	FYZABAD PRESBYTERIAN SCHOOL LUM TACK HILL FYZABAD	215	8	63	1	287	880
4495-02	FYZABAD PRESBYTERIAN SCHOOL LUM TACK HILL FYZABAD	180	4	133	1	318	
4500	FYZABAD GOVERNMENT SCHOOL PEPPER VILLAGE FYZABAD	175	5	254	2	436	673
4505-01	FYZABAD GOVERNMENT SCHOOL PEPPER VILLAGE FYZABAD	62	10	295	0	367	1,122
4505-02	FYZABAD GOVERNMENT SCHOOL PEPPER VILLAGE FYZABAD	81	6	366	11	464	
4510-01	FYZABAD ANGLICAN SECONDARY SCHOOL CREST CAMP FYZABAD	160	6	166	2	334	974
	TOTALS CARRIED FORWARD	6,848	465	11,364	96	18,773	27,092

Elections to the House of Representatives, 2000

ELECTORAL DISTRICT OF FYZABAD

POLLING DIVISION	POLLING STATION	VOTES CAST FOR EACH CANDIDATE			REJECTED BALLOTS	VOTES CAST	ELECTORAL LIST
Number	Address	DIPTEE PRAMNATH P.N.M.	GHANY KAMALUDEEN IND.	SHARMA, CHANDRESH L. D. U.N.C.	Number at each Polling Station	Number at each Polling Station	Number of Names on List by Polling Division
	TOTALS BROUGHT FORWARD	6,848	465	11,264	96	18,773	27,092
4510-02	FYZABAD ANGLICAN SECONDARY SCHOOL CREST CAMP FYZABAD	135	9	183	1	328	
4515	FYZABAD ANGLICAN SECONDARY SCHOOL CREST CAMP FYZABAD	66	2	156	0	224	328
4520 merged	FOREST RESERVE A.C. SCHOOL MAIN ROAD FOREST RESERVE	34	4	22	0	60	77
4525	FOREST RESERVE A.C. SCHOOL MAIN ROAD FOREST RESERVE	49	12	171	0	232	302
	TOTALS	7,132	492	11,896	97	19,617	27,799

I hereby certify that the foregoing is a Statement of the Poll showing the number of votes cast for each Candidate, and do on this 12th day of December, 2000
declare CHANDRESH L. D. SHARMA elected.

SELWYN JOSEPH
Returning Officer
Electoral District of FYZABAD

Elections to the House of Representatives, 2000

ELECTORAL DISTRICT OF LA BREA

POLLING DIVISION	POLLING STATION	VOTES CAST FOR EACH CANDIDATE		REJECTED BALLOTS	VOTES CAST	ELECTORAL LIST
Number	Address	BEREAUX, HEDWIGE P.N.M.	RYAN STANLEY J. U.N.C.	Number at each Polling Station	Number at each Polling Station	Number of Names on List by Polling Division
4355-01	PENAL QUINAM GOVERNMENT SCHOOL PENAL QUINAM ROAD PENAL	69	257	4	330	920
4355-02	PENAL QUINAM GOVERNMENT SCHOOL PENAL QUINAM ROAD PENAL	46	286	0	332	
4465-01	ST BRIGID'S GIRLS' R.C. SCHOOL LA PASTORA STREET SIPARIA	254	50	3	307	1,093
4465-02	ST BRIGID'S GIRLS' R.C. SCHOOL LA PASTORA STREET SIPARIA	260	107	1	368	
4470-01	ERIN ROAD PRESBYTERIAN SCHOOL SIPARIA ERIN ROAD QUARRY VILLAGE	151	104	2	257	885
4470-02	ERIN ROAD PRESBYTERIAN SCHOOL SIPARIA ERIN ROAD QUARRY VILLAGE	79	177	2	258	
*4471	ERIN ROAD PRESBYTERIAN SCHOOL SIPARIA ERIN ROAD QUARRY VILLAGE	397	277	0	674	446
	TOTALS CARRIED FORWARD	1,256	1,258	12	2,526	3,344

* Polling Station where the ballots of Special Electors were intermixed (Rule 93, of the Election (Amendment) Rules, 1986).

Elections to the House of Representatives, 2000

ELECTORAL DISTRICT OF LA BREA

POLLING DIVISION	POLLING STATION	VOTES CAST FOR EACH CANDIDATE		REJECTED BALLOTS	VOTES CAST	ELECTORAL LIST
Number	Address	BEREAUX, HEDWIGE P.N.M.	RYAN STANLEY J. U.N.C.	Number at each Polling Station	Number at each Polling Station	Number of Names on List by Polling Division
	TOTALS BROUGHT FORWARD	1,256	1,258	12	2,526	3,344
4475	ERIN ROAD PRESBYTERIAN SCHOOL SIPARIA ERIN ROAD QUARRY VILLAGE	139	269	1	409	629
4480-01	SIPARIA SENIOR COMPREHENSIVE SCHOOL LA BREA TRACE SIPARIA	153	195	2	350	1,076
4480-02	SIPARIA SENIOR COMPREHENSIVE SCHOOL LA BREA TRACE SIPARIA	63	291	2	356	
4530	FOREST RESERVE A.C. SCHOOL MAIN ROAD FOREST RESERVE	23	18	0	41	78
4535-01	SANTA FLORA E.C. SCHOOL SIPARIA ERIN ROAD SANTA FLORA	230	79	2	311	976
4535-02	SANTA FLORA E.C. SCHOOL SIPARIA ERIN ROAD SANTA FLORA	205	102	2	309	
4540	SANTA FLORA GOVERNMENT SCHOOL SCHOOL ROAD SANTA FLORA	261	69	0	330	515
	TOTALS CARRIED FORWARD	2,330	2,281	21	4,632	6,618

Elections to the House of Representatives, 2000

ELECTORAL DISTRICT OF LA BREA

POLLING DIVISION	POLLING STATION	VOTES CAST FOR EACH CANDIDATE		REJECTED BALLOTS	VOTES CAST	ELECTORAL LIST
Number	Address	BEREAUX, HEDWIGE P.N.M.	RYAN STANLEY J. U.N.C.	Number at each Polling Station	Number at each Polling Station	Number of Names on List by Polling Division
	TOTALS BROUGHT FORWARD	2,330	2,281	21	4,632	6,618
4541-01	SANTA FLORA GOVERNMENT SCHOOL SCHOOL ROAD SANTA FLORA.	267	82	0	349	1,146
4541-02	SANTA FLORA GOVERNMENT SCHOOL SCHOOL ROAD SANTA FLORA.	251	123	5	379	
4550	PALO SECO COMMUNITY CENTRE SIPARIA ERIN ROAD PALO SECO	288	170	2	460	710
4555-01	PALO SECO GOVERNMENT SCHOOL SIPARIA ERIN ROAD PALO SECO	279	39	0	318	1,031
4555-02	PALO SECO GOVERNMENT SCHOOL SIPARIA ERIN ROAD PALO SECO	229	73	0	302	
4560	PALO SECO GOVERNMENT SCHOOL SIPARIA ERIN ROAD PALO SECO	180	105	1	286	494
4565-01	PALO SECO GOVERNMENT SCHOOL SIPARIA ERIN ROAD PALO SECO	231	48	0	279	831
	TOTALS CARRIED FORWARD	4,055	2,921	29	7,005	10,830

Elections to the House of Representatives, 2000

ELECTORAL DISTRICT OF LA BREA

POLLING DIVISION	POLLING STATION	VOTES CAST FOR EACH CANDIDATE		REJECTED BALLOTS	VOTES CAST	ELECTORAL LIST
Number	Address	BEREAUX, HEDWIGE P.N.M.	RYAN STANLEY J. U.N.C.	Number at each Polling Station	Number at each Polling Station	Number of Names on List by Polling Division
	TOTALS BROUGHT FORWARD	4,055	2,921	29	7,005	10,830
4565-02	PALO SECO GOVERNMENT SCHOOL SIPARIA ERIN ROAD PALO SECO	151	81	0	232	
4570	PALO SECO GOVERNMENT SCHOOL SIPARIA ERIN ROAD PALO SECO	249	69	0	318	570
4575-01	RANCHO QUEMADO GOV'T PRIMARY SCHOOL RANCHO SOUTH TRACE RANCHO QUEMADO	203	119	2	324	1,156
4575-02	RANCHO QUEMADO GOV'T PRIMARY SCHOOL RANCHO SOUTH TRACE RANCHO QUEMADO	186	157	3	346	
4595-01	SALAZAR TRACE GOVERNMENT SCHOOL SALAZAR TRACE POINT FORTIN	190	137	0	327	1,090
4595-02	SALAZAR TRACE GOVERNMENT SCHOOL SALAZAR TRACE POINT FORTIN	192	180	5	377	
4600	GUAPO GOVERNMENT PRIMARY SCHOOL SOUTHERN MAIN ROAD, GONZALES GUAPO	177	11	0	188	304
	TOTALS CARRIED FORWARD	5,403	3,675	39	9,117	13,950

Elections to the House of Representatives, 2000

ELECTORAL DISTRICT OF LA BREA

POLLING DIVISION	POLLING STATION	VOTES CAST FOR EACH CANDIDATE		REJECTED BALLOTS	VOTES CAST	ELECTORAL LIST
Number	Address	BEREAUX, HEDWIGE P.N.M.	RYAN STANLEY J. U.N.C.	Number at each Polling Station	Number at each Polling Station	Number of Names on List by Polling Division
	TOTALS BROUGHT FORWARD	5,403	3,675	39	9,117	13,950
4605	ROUSILLAC HINDU SCHOOL GRANTS TRACE ROUSILLAC	28	566	5	599	749
4610-01	ROUSILLAC HINDU SCHOOL GRANTS TRACE ROUSILLAC	118	272	2	392	1,605
4610-02	ROUSILLAC HINDU SCHOOL GRANTS TRACE ROUSILLAC	97	250	3	350	
4610-03	ROUSILLAC HINDU SCHOOL GRANTS TRACE ROUSILLAC	81	322	4	407	
4615-01	ROUSILLAC PRESBYTERIAN SCHOOL SOUTHERN MAIN ROAD ROUSILLAC	67	274	1	342	872
4615-02	ROUSILLAC PRESBYTERIAN SCHOOL SOUTHERN MAIN ROAD ROUSILLAC	24	270	0	294	
4620-01	SOBO COMMUNITY CENTRE SOBO VILLAGE LA BREA	139	127	0	266	782
	TOTALS CARRIED FORWARD	5,957	5,756	54	11,767	17,958

Elections to the House of Representatives, 2000

ELECTORAL DISTRICT OF LA BREA

POLLING DIVISION	POLLING STATION	VOTES CAST FOR EACH CANDIDATE		REJECTED BALLOTS	VOTES CAST	ELECTORAL LIST
Number	Address	BEREAUX, HEDWIGE P.N.M.	RYAN STANLEY J. U.N.C.	Number at each Polling Station	Number at each Polling Station	Number of Names on List by Polling Division
	TOTALS BROUGHT FORWARD	5,957	5,756	54	11,767	17,958
4620-02	SOBO COMMUNITY CENTRE SOBO VILLAGE LA BREA	88	197	3	288	
4625	VESSIGNY SECONDARY SCHOOL SOUTHERN MAIN ROAD VESSIGNY VILLAGE	335	74	2	411	726
4630	LA BREA COMMUNITY CENTRE POINT SABLE ROAD LA BREA	267	38	2	307	521
4631-01	LA BREA COMMUNITY CENTRE POINT SABLE ROAD LA BREA	232	157	3	392	1,292
4631-02	LA BREA COMMUNITY CENTRE POINT SABLE ROAD LA BREA	221	174	1	396	
4632-01	BRIGHTON A.C. SCHOOL SOUTHERN MAIN ROAD LA BREA	146	82	0	228	775
4632-02	BRIGHTON A.C. SCHOOL SOUTHERN MAIN ROAD LA BREA	142	96	0	238	
	TOTALS CARRIED FORWARD	7,385	6,574	65	14,027	21,272

ELECTORAL DISTRICT OF LA BREA

POLLING DIVISION	POLLING STATION	VOTES CAST FOR EACH CANDIDATE		REJECTED BALLOTS	VOTES CAST	ELECTORAL LIST
Number	Address	BEREAUX, HEDWIGE P.N.M.	RYAN STANLEY J. U.N.C.	Number at each Polling Station	Number at each Polling Station	Number of Names on List by Polling Division
	TOTALS BROUGHT FORWARD	7,388	6,574	65	14,027	21,272
4635	LA BREA COMMUNITY CENTRE POINT SABLE ROAD LA BREA	77	18	0	95	133
4640	BRIGHTON A.C. SCHOOL SOUTHERN MAIN ROAD LA BREA	375	50	1	426	683
4645	LA BREA R.C. SCHOOL RAIL ROAD AVENUE LA BREA	151	27	4	182	313
4650	LA BREA R.C. SCHOOL RAIL ROAD AVENUE LA BREA	99	14	1	114	177
4655	LA BREA R.C. SCHOOL RAIL ROAD AVENUE LA BREA	283	51	5	339	555
4660	LA BREA R.C. SCHOOL RAIL ROAD AVENUE LA BREA	128	24	0	152	261
4665-01	VESSIGNY SECONDARY SCHOOL SOUTHERN MAIN ROAD VESSIGNY VILLAGE	192	60	0	252	787
	TOTALS CARRIED FORWARD	8,693	6,818	76	15,587	24,181

Elections to the House of Representatives, 2000

ELECTORAL DISTRICT OF LA BREA

POLLING DIVISION	POLLING STATION	VOTES CAST FOR EACH CANDIDATE		REJECTED BALLOTS	VOTES CAST	ELECTORAL LIST
Number	Address	BEREAUX, HEDWIGE P.N.M.	RYAN STANLEY J. U.N.C.	Number at each Polling Station	Number at each Polling Station	Number of Names on List by Polling Division
	TOTALS BROUGHT FORWARD	8,693	6,818	76	15,587	24,181
4665-02	VESSIGNY SECONDARY SCHOOL SOUTHERN MAIN ROAD VESSIGNY VILLAGE	155	112	0	267	
4670	VANCE RIVER R.C. SCHOOL KERN STREET VANCE RIVER	262	108	3	373	629
*4675	VANCE RIVER R.C. SCHOOL KERN STREET VANCE RIVER	78	25	1	104	34
*4676	VANCE RIVER R.C. SCHOOL KERN STREET VANCE RIVER					29
*4677	VANCE RIVER R.C. SCHOOL KERN STREET VANCE RIVER					106
	* 4675, 4676 and 4677 merged.					
	TOTALS	9,188	7,063	80	16,331	24,979

I hereby certify that the foregoing is a Statement of the Poll showing the number of votes cast for each Candidate, and do on this 12th day of December, 2000
declare HEDWIGE S. K. BEREAX elected.

JUSTIN PAUL
Returning Officer
Electoral District of LA BREA

ELECTORAL DISTRICT OF LAVENTILLE EAST / MORVANT

POLLING DIVISION	POLLING STATION	VOTES CAST FOR EACH CANDIDATE		REJECTED BALLOTS	VOTES CAST	ELECTORAL LIST
Number	Address	HINDS, FITZGERALD E. P.N.M.	HINDS VALERIE L. U.N.C.	Number at each Polling Station	Number at each Polling Station	Number of Names on List by Polling Division
0955-01	MISIR COMMUNITY CENTRE ST. FRANCOIS VALLEY ROAD MORVANT	315	36	2	353	2,257
0955-02	MISIR COMMUNITY CENTRE ST. FRANCOIS VALLEY ROAD MORVANT	307	45	3	355	
0955-03	MISIR COMMUNITY CENTRE ST. FRANCOIS VALLEY ROAD MORVANT	315	46	6	367	
0995	ST DOMINIC'S R.C. SCHOOL 1 TAPANA STREET MORVANT	240	26	1	267	564
1000-01	MORVANT ANGLICAN SCHOOL DOS SANTOS STREET MORVANT	344	31	0	375	1,392
1000-02	MORVANT ANGLICAN SCHOOL DOS SANTOS STREET MORVANT	321	41	4	366	
1005-01	MORVANT CENTRAL GOV'T PRIMARY SCHOOL CIPRIANI STREET MORVANT	197	39	1	237	2,133
	TOTALS CARRIED FORWARD	2,039	264	17	2,320	6,346

Elections to the House of Representatives, 2000

ELECTORAL DISTRICT OF LAVENTILLE EAST / MORVANT

POLLING DIVISION	POLLING STATION	VOTES CAST FOR EACH CANDIDATE		REJECTED BALLOTS	VOTES CAST	ELECTORAL LIST
Number	Address	HINDS, FITZGERALD E. P.N.M.	HINDS VALERIE L. U.N.C.	Number at each Polling Station	Number at each Polling Station	Number of Names on List by Polling Division
	TOTALS BROUGHT FORWARD	2,039	264	17	2,320	6,346
1005-02	MORVANT CENTRAL GOV'T PRIMARY SCHOOL CIPRIANI STREET MORVANT	349	65	4	418	
1005-03	MORVANT CENTRAL GOV'T PRIMARY SCHOOL CIPRIANI STREET MORVANT	194	55	2	251	
1135-01	HIMALAYA SPORTS CLUB 3RD AVENUE SAN JUAN	295	51	1	347	2,033
1135-02	HIMALAYA SPORTS CLUB 3RD AVENUE SAN JUAN	286	78	1	365	
1135-03	HIMALAYA SPORTS CLUB 3RD AVENUE SAN JUAN	312	67	0	379	
1145-01	MALICK SENIOR COMPREHENSIVE SCHOOL COCONUT DRIVE MORVANT	247	62	1	310	4,429
1145-02	MALICK SENIOR COMPREHENSIVE SCHOOL COCONUT DRIVE MORVANT	327	71	1	399	
	TOTALS CARRIED FORWARD	4,049	713	27	4,789	12,808

ELECTORAL DISTRICT OF LAVENTILLE EAST / MORVANT

POLLING DIVISION	POLLING STATION	VOTES CAST FOR EACH CANDIDATE		REJECTED BALLOTS	VOTES CAST	ELECTORAL LIST
Number	Address	HINDS, FITZGERALD E. P.N.M.	HINDS VALERIE L. U.N.C.	Number at each Polling Station	Number at each Polling Station	Number of Names on List by Polling Division
	TOTALS BROUGHT FORWARD	4,949	713	27	4,789	12,808
1145-03	MALICK SENIOR COMPREHENSIVE SCHOOL COCONUT DRIVE MORVANT	332	63	0	395	
1145-04	MALICK SENIOR COMPREHENSIVE SCHOOL COCONUT DRIVE MORVANT	321	90	2	413	
1145-05	MALICK SENIOR COMPREHENSIVE SCHOOL COCONUT DRIVE MORVANT	257	138	4	399	
1145-06	MALICK SENIOR COMPREHENSIVE SCHOOL COCONUT DRIVE MORVANT	325	86	1	412	
1150-01	MALICK GIRLS' R.C. SCHOOL 6TH AVENUE NORTH BARATARIA	166	153	2	321	1,231
1150-02	MALICK GIRLS' R.C. SCHOOL 6TH AVENUE NORTH BARATARIA	158	244	2	404	
*1155-01	MALICK YOUTH FACILITY 7TH AVENUE NORTH BARATARIA	531	182	1	714	1,163
	TOTALS CARRIED FORWARD	6,139	1,669	39	7,847	15,202

*Polling Station where the ballots of Special Electors were intermixed (Rule 93, of the Election (Amendment) Rules, 1986).

Elections to the House of Representatives, 2000

ELECTORAL DISTRICT OF LAVENTILLE EAST / MORVANT

POLLING DIVISION	POLLING STATION	VOTES CAST FOR EACH CANDIDATE		REJECTED BALLOTS	VOTES CAST	ELECTORAL LIST
Number	Address	HINDS, FITZGERALD E. P.N.M.	HINDS VALERIE L. U.N.C.	Number at each Polling Station	Number at each Polling Station	Number of Names on List by Polling Division
	TOTALS BROUGHT FORWARD	6,139	1,669	39	7,847	15,202
1155-02	MALICK YOUTH FACILITY 7TH AVENUE NORTH BARATARIA	153	191	2	346	
1160-01	MORVANT NORTH GOVERNMENT SCHOOL COSMOS STREET MORVANT	259	64	1	324	1,307
1160-02	MORVANT NORTH GOVERNMENT SCHOOL COSMOS STREET MORVANT	249	55	3	307	
1165-01	MORVANT NORTH GOVERNMENT SCHOOL COSMOS STREET MORVANT	275	36	1	312	1,148
1165-02	MORVANT NORTH GOVERNMENT SCHOOL COSMOS STREET MORVANT	241	44	0	285	
1170	LOWER MORVANT GOV'T PRIMARY SCHOOL LADY YOUNG AVENUE MORVANT	193	52	0	245	494
1171	LOWER MORVANT GOV'T PRIMARY SCHOOL LADY YOUNG AVENUE MORVANT	77	23	1	101	181
	TOTALS CARRIED FORWARD	7,586	2,134	47	9,767	18,332

ELECTORAL DISTRICT OF LAVENTILLE EAST / MORVANT

POLLING DIVISION	POLLING STATION	VOTES CAST FOR EACH CANDIDATE		REJECTED BALLOTS	VOTES CAST	ELECTORAL LIST
Number	Address	HINDS, FITZGERALD E. P.N.M.	HINDS VALERIE L. U.N.C.	Number at each Polling Station	Number at each Polling Station	Number of Names on List by Polling Division
	TOTALS BROUGHT FORWARD	7,586	2,134	47	9,767	18,332
1175-01	MALICK SENIOR COMPREHENSIVE SCHOOL COCONUT DRIVE MORVANT	308	31	1	340	1,233
1175-02	MALICK SENIOR COMPREHENSIVE SCHOOL COCONUT DRIVE MORVANT	267	26	0	293	
1180	MORVANT CENTRAL GOV'T PRIMARY SCHOOL CIPRIANI STREET MORVANT	204	27	0	231	461
1185-01	LOWER MORVANT GOV'T PRIMARY SCHOOL LADY YOUNG AVENUE MORVANT	273	38	3	314	1,830
1185-02	LOWER MORVANT GOV'T PRIMARY SCHOOL LADY YOUNG AVENUE MORVANT	206	25	1	232	
1185-03	LOWER MORVANT GOV'T PRIMARY SCHOOL LADY YOUNG AVENUE MORVANT	314	29	1	344	
1190	LAVENTILLE COMMUNITY COMPLEX ANGOSTURA STREET, EASTERN MAIN ROAD LAVENTILLE	220	31	1	252	593
	TOTALS CARRIED FORWARD	9,378	2,341	54	11,773	22,449

ELECTORAL DISTRICT OF LAVENTILLE EAST / MORVANT

POLLING DIVISION	POLLING STATION	VOTES CAST FOR EACH CANDIDATE		REJECTED BALLOTS	VOTES CAST	ELECTORAL LIST
Number	Address	HINDS, FITZGERALD E. P.N.M.	HINDS VALERIE L. U.N.C.	Number at each Polling Station	Number at each Polling Station	Number of Names on List by Polling Division
	TOTALS BROUGHT FORWARD	9,378	2,341	54	11,773	22,449
1195-01	ST DOMINIC'S R.C. SCHOOL 1 TAPANA STREET MORVANT	158	16	0	174	770
1195-02	ST DOMINIC'S R.C. SCHOOL 1 TAPANA STREET MORVANT	199	21	1	221	
1196	LOWER MORVANT GOV'T PRIMARY SCHOOL LADY YOUNG AVENUE MORVANT	309	21	4	334	645
1200	CHINAPOO COMMUNITY CENTRE LAVENTILLE ROAD, CHINAPOO VILLAGE MORVANT	273	53	1	327	742
1210	LAVENTILLE GIRLS' GOV'T PRIMARY SCHOOL TOUSSAINT TRACE LAVENTILLE	189	17	0	206	399
1294-01	LAVENTILLE COMMUNITY COMPLEX ANGOSTURA STREET, EASTERN MAIN ROAD LAVENTILLE	252	24	0	276	1,168
1294-02	LAVENTILLE COMMUNITY COMPLEX ANGOSTURA STREET, EASTERN MAIN ROAD LAVENTILLE	191	44	2	237	
	TOTALS CARRIED FORWARD	10,949	2,537	62	13,548	26,173

Elections to the House of Representatives, 2000

ELECTORAL DISTRICT OF LAVENTILLE EAST / MORVANT

POLLING DIVISION	POLLING STATION	VOTES CAST FOR EACH CANDIDATE		REJECTED BALLOTS	VOTES CAST	ELECTORAL LIST
Number	Address	HINDS, FITZGERALD E. P.N.M.	HINDS VALERIE L. U.N.C.	Number at each Polling Station	Number at each Polling Station	Number of Names on List by Polling Division
	TOTALS BROUGHT FORWARD	10,949	2,537	62	13,548	26,173
1310	SUCCESS R.C. PRIMARY SCHOOL 4 CHURCH STREET, EASTERN MAIN ROAD LAVENTILLE	150	15	0	165	356
1315	LAVENTILLE COMMUNITY COMPLEX ANGOSTURA STREET, EASTERN MAIN ROAD LAVENTILLE	236	32	3	271	569
	TOTALS	11,335	2,584	65	13,984	27,098

I hereby certify that the foregoing is a Statement of the Poll showing the number of votes cast for each Candidate, and do on this 13th day of December, 2000 declare FITZGERALD E. HINDS elected.

CLARENCE LEACH
Returning Officer
Electoral District of LAVENTILLE EAST / MORVANT.

Elections to the House of Representatives, 2000

ELECTORAL DISTRICT OF LAVENTILLE WEST

POLLING DIVISION	POLLING STATION	VOTES CAST FOR EACH CANDIDATE		REJECTED BALLOTS	VOTES CAST	ELECTORAL LIST
Number	Address	JAMES, EULALIE P.N.M.	MUNROE-BROWN KENNETH U.N.C.	Number at each Polling Station	Number at each Polling Station	Number of Names on List by Polling Division
0700-01	ESCALLIER A.C. SCHOOL LANGE STREET, GONZALES BELMONT	205	27	2	234	1,037
0700-02	ESCALLIER A.C. SCHOOL LANGE STREET, GONZALES BELMONT	223	35	1	259	
0705	ESCALLIER A.C. SCHOOL LANGE STREET, GONZALES BELMONT	184	20	0	204	428
0750-01	ESCALLIER A.C. SCHOOL LANGE STREET, GONZALES BELMONT	134	53	1	188	769
0750-02	ESCALLIER A.C. SCHOOL LANGE STREET, GONZALES BELMONT	119	79	1	199	
0980	ST BARB'S CENTRAL COMMUNITY CENTRE ST BARB'S ROAD, BELMONT	225	19	2	246	521
0985-01	MARYLAND R.C. SCHOOL UPPER ST FRANCOIS VALLEY ROAD BELMONT	302	28	3	333	1,417
	TOTALS CARRIED FORWARD	1,392	261	10	1,663	4,172

ELECTORAL DISTRICT OF LAVENTILLE WEST

POLLING DIVISION	POLLING STATION	VOTES CAST FOR EACH CANDIDATE		REJECTED BALLOTS	VOTES CAST	ELECTORAL LIST
Number	Address	JAMES, EULALIE P.N.M.	MUNROE-BROWN KENNETH U.N.C.	Number at each Polling Station	Number at each Polling Station	Number of Names on List by Polling Division
	TOTALS BROUGHT FORWARD	1,392	261	10	1,663	4,172
0985-02	MARYLAND R.C. SCHOOL UPPER ST FRANCOIS VALLEY ROAD BELMONT	280	26	0	306	
0990-01	UPPER LAVENTILLE COMMUNITY CENTRE ST BARB'S ROAD LAVENTILLE	209	16	1	226	1,619
0990-02	UPPER LAVENTILLE COMMUNITY CENTRE ST BARB'S ROAD LAVENTILLE	222	24	0	246	
0990-03	UPPER LAVENTILLE COMMUNITY CENTRE ST BARB'S ROAD LAVENTILLE	206	28	0	234	
1201-01	CHINAPOO GOVERNMENT PRIMARY SCHOOL LAVENTILLE ROAD MORVANT	217	43	4	264	1,183
1201-02	CHINAPOO GOVERNMENT PRIMARY SCHOOL LAVENTILLE ROAD MORVANT	235	32	0	267	
1205-01	CHINAPOO GOVERNMENT PRIMARY SCHOOL LAVENTILLE ROAD MORVANT	177	23	1	201	924
1205-02	CHINAPOO GOVERNMENT PRIMARY SCHOOL LAVENTILLE ROAD MORVANT	193	37	1	231	
	TOTALS CARRIED FORWARD	3,131	490	17	3,638	7,898

Elections to the House of Representatives, 2000
ELECTORAL DISTRICT OF LAVENTILLE WEST

POLLING DIVISION	POLLING STATION	VOTES CAST FOR EACH CANDIDATE		REJECTED BALLOTS	VOTES CAST	ELECTORAL LIST
Number	Address	JAMES, EULALIE P.N.M.	MUNROE-BROWN KENNETH U.N.C.	Number at each Polling Station	Number at each Polling Station	Number of Names on List by Polling Division
	TOTALS BROUGHT FORWARD	3,131	490	17	3,638	7,898
1206-01	MORVANT/LAVENTILLE SENIOR SEC SCHOOL PELICAN EXTENSION ROAD MORVANT.	184	20	0	204	819
1206-02	MORVANT/LAVENTILLE SENIOR SEC SCHOOL PELICAN EXTENSION ROAD MORVANT.	129	48	0	177	
1215	LAVENTILLE GIRL'S GOV'T PRIMARY SCHOOL TOUSSAINT TRACE LAVENTILLE	220	31	0	251	534
1220-01	LAVENTILLE BOYS' GOV'T PRIMARY SCHOOL TOUSSAINT TRACE LAVENTILLE	219	32	3	254	1,715
1220-02	LAVENTILLE BOYS' GOV'T PRIMARY SCHOOL TOUSSAINT TRACE LAVENTILLE	204	36	0	240	
1220-03	LAVENTILLE BOYS' GOV'T PRIMARY SCHOOL TOUSSAINT TRACE LAVENTILLE	211	31	1	243	
1225	SUCCESS CENTRAL COMMUNITY COUNCIL MARCELLA STREET LAVENTILLE.	152	13	0	165	366
	TOTALS CARRIED FORWARD	4,450	701	21	5,172	11,332

Elections to the House of Representatives, 2000
ELECTORAL DISTRICT OF LAVENTILLE WEST

POLLING DIVISION	POLLING STATION	VOTES CAST FOR EACH CANDIDATE		REJECTED BALLOTS	VOTES CAST	ELECTORAL LIST
Number	Address	JAMES, EULALIE P.N.M.	MUNROE-BROWN KENNETH U.N.C.	Number at each Polling Station	Number at each Polling Station	Number of Names on List by Polling Division
	TOTALS BROUGHT FORWARD	4,450	701	21	5,172	11,332
1230	SUCCESS CENTRAL COMMUNITY COUNCIL MARCELLA STREET LAVENTILLE.	223	38	2	263	507
1235-01	LAVENTILLE GIRLS' GOV'T PRIMARY SCHOOL TOUSSAINT TRACE LAVENTILLE	274	30	0	304	1,468
1235-02	LAVENTILLE GIRLS' GOV'T PRIMARY SCHOOL TOUSSAINT TRACE LAVENTILLE	250	40	1	291	
1240-01	TROUMACAQUE COMMUNITY CENTRE TROUMACAQUE ROAD, LAVENTILLE	312	15	0	327	1,291
1240-02	TROUMACAQUE COMMUNITY CENTRE TROUMACAQUE ROAD, LAVENTILLE	201	15	1	217	
1241-01	MORVANT/LAVENTILLE SENIOR SEC SCHOOL PELICAN EXTENSION ROAD MORVANT.	257	20	1	278	1,031
1241-02	MORVANT/LAVENTILLE SENIOR SEC SCHOOL PELICAN EXTENSION ROAD MORVANT.	184	16	1	201	
	TOTALS CARRIED FORWARD	6,151	875	27	7,053	15,629

Elections to the House of Representatives, 2000
ELECTORAL DISTRICT OF LAVENTILLE WEST

POLLING DIVISION	POLLING STATION	VOTES CAST FOR EACH CANDIDATE		REJECTED BALLOTS	VOTES CAST	ELECTORAL LIST
Number	Address	JAMES, EULALIE P.N.M.	MUNROE-BROWN KENNETH U.N.C.	Number at each Polling Station	Number at each Polling Station	Number of Names on List by Polling Division
	TOTALS BROUGHT FORWARD	6,151	875	27	7,053	15,629
1245-01	ST BARB'S GOV'T PRIMARY SCHOOL, MENTOR ALLEY LAVENTILLE	250	31	0	281	1,208
1245-02	ST BARB'S GOV'T PRIMARY SCHOOL, MENTOR ALLEY LAVENTILLE	230	40	1	271	
1250-01	ST BARB'S GOV'T PRIMARY SCHOOL, MENTOR ALLEY LAVENTILLE	247	19	1	267	1,223
1250-02	ST BARB'S GOV'T PRIMARY SCHOOL, MENTOR ALLEY LAVENTILLE	278	18	0	296	
1255-01	OUR LADY OF LAVENTILLE R.C. SCHOOL PICTON ROAD LAVENTILLE	255	12	0	267	1,024
1255-02	OUR LADY OF LAVENTILLE R.C. SCHOOL PICTON ROAD LAVENTILLE	219	20	0	239	
1260-01	SUCCESS/LAVENTILLE COMPOSITE SCHOOL EASTERN MAIN ROAD LAVENTILLE.	182	30	0	212	901
	TOTALS CARRIED FORWARD	7,812	1,045	29	8,886	19,985

ELECTORAL DISTRICT OF LAVENTILLE WEST

POLLING DIVISION	POLLING STATION	VOTES CAST FOR EACH CANDIDATE		REJECTED BALLOTS	VOTES CAST	ELECTORAL LIST
Number	Address	JAMES, EULALIE P.N.M.	MUNROE-BROWN KENNETH U.N.C.	Number at each Polling Station	Number at each Polling Station	Number of Names on List by Polling Division
	TOTALS BROUGHT FORWARD	7,812	1,045	29	8,886	19,985
*1260-02	SUCCESS/LAVENTILLE COMPOSITE SCHOOL. EASTERN MAIN ROAD LAVENTILLE.	417	75	0	492	
1265-01	SUCCESS/LAVENTILLE COMPOSITE SCHOOL. EASTERN MAIN ROAD LAVENTILLE.	266	62	0	328	1,447
1265-02	SUCCESS/LAVENTILLE COMPOSITE SCHOOL. EASTERN MAIN ROAD LAVENTILLE.	285	42	3	330	
1270-01	ST PHILLIPS GOV'T PRIMARY SCHOOL. PLAISANCE ROAD LAVENTILLE	286	21	1	308	2,020
1270-02	ST PHILLIPS GOV'T PRIMARY SCHOOL. PLAISANCE ROAD LAVENTILLE	302	21	0	323	
1270-03	ST PHILLIPS GOV'T PRIMARY SCHOOL. PLAISANCE ROAD LAVENTILLE	276	25	2	303	
	TOTALS CARRIED FORWARD	9,644	1,291	35	10,970	23,452

* Polling Station where the ballots of Special Electors were intermixed (Rule 93, of the Election (Amendment) Rules, 1986).

Elections to the House of Representatives, 2000

ELECTORAL DISTRICT OF LAVENTILLE WEST

POLLING DIVISION	POLLING STATION	VOTES CAST FOR EACH CANDIDATE		REJECTED BALLOTS	VOTES CAST	ELECTORAL LIST
Number	Address	JAMES, EULALIE P.N.M.	MUNROE-BROWN KENNETH U.N.C.	Number at each Polling Station	Number at each Polling Station	Number of Names on List by Polling Division
	TOTALS BROUGHT FORWARD	9,644	1,291	35	10,970	23,452
1290-01	SERVOL LIFE CENTRE BEETHAM HIGHWAY, BEETHAM ESTATE LAVENTILLE	242	42	0	284	1,763
1290-02	SERVOL LIFE CENTRE BEETHAM HIGHWAY, BEETHAM ESTATE LAVENTILLE	297	39	0	336	
1290-03	SERVOL LIFE CENTRE BEETHAM HIGHWAY, BEETHAM ESTATE LAVENTILLE	236	60	3	299	
1295	SUCCESS/LAVENTILLE COMPOSITE SCHOOL EASTERN MAIN ROAD LAVENTILLE.	58	19	0	77	173
1300	SUCCESS/LAVENTILLE COMPOSITE SCHOOL EASTERN MAIN ROAD LAVENTILLE.	89	9	0	98	221
1305	LAVENTILLE GIRL'S GOV'T PRIMARY SCHOOL TOUSSAINT TRACE LAVENTILLE	167	33	2	202	424
	TOTALS	10,733	1,493	40	12,266	26,033

I hereby certify that the foregoing is a Statement of the Poll showing the number of votes cast for each Candidate, and do on this 12th day of December, 2000
declare EULALIE JAMES elected.

JOSEPH PIERRE
Returning Officer
Electoral District of LAVENTILLE WEST

ELECTORAL DISTRICT OF NAPARIMA

POLLING DIVISION	POLLING STATION	VOTES CAST FOR EACH CANDIDATE			REJECTED BALLOTS	VOTES CAST	ELECTORAL LIST
Number	Address	MAHARAJ RALPH U.N.C.	RAMJOHN, FAIZ P.N.M.	SOOKOO KENNETH INDEP.	Number at each Polling Station	Number at each Polling Station	Number of Names on List by Polling Division
3490	ST MARY'S GOVERNMENT SCHOOL MORUGA ROAD ST MARY'S VILLAGE	227	176	1	0	404	650
3495-01	ST MARY'S GOVERNMENT SCHOOL MORUGA ROAD ST MARY'S VILLAGE	179	100	1	1	281	912
3495-02	ST MARY'S GOVERNMENT SCHOOL MORUGA ROAD ST MARY'S VILLAGE	204	92	3	1	300	
3550-01	COWEN HAMILTON SECONDARY SCHOOL MORUGA ROAD FIFTH COMPANY	154	160	0	1	315	923
3550-02	COWEN HAMILTON SECONDARY SCHOOL MORUGA ROAD FIFTH COMPANY	121	175	0	1	297	
3555-01	CUNJAL GOVERNMENT PRIMARY SCHOOL CUNJAL ROAD BARRACKPORE	201	63	0	0	264	797
3555-02	CUNJAL GOVERNMENT PRIMARY SCHOOL CUNJAL ROAD BARRACKPORE	195	77	1	0	273	
	TOTALS CARRIED FORWARD	1,281	843	6	4	2,134	3,282

Elections to the House of Representatives, 2000

ELECTORAL DISTRICT OF NAPARIMA

POLLING DIVISION	POLLING STATION	VOTES CAST FOR EACH CANDIDATE			REJECTED BALLOTS	VOTES CAST	ELECTORAL LIST
Number	Address	MAHARAJ RALPH U.N.C.	RAMJOHN, FAIZ P.N.M.	SOOKOO KENNETH INDEP.	Number at each Polling Station	Number at each Polling Station	Number of Names on List by Polling Division
	TOTALS BROUGHT FORWARD	1,281	843	6	4	2,134	3,282
3560-01	ROCHARD DOUGLAS PRESBYTERIAN SCHOOL ROCHARD DOUGLAS ROAD BARRACKPORE	352	8	0	2	362	1,259
3560-02	ROCHARD DOUGLAS PRESBYTERIAN SCHOOL ROCHARD DOUGLAS ROAD BARRACKPORE	528	9	0	0	537	
3565-01	BARRACKPORE ASJA MUSLIM SCHOOL REES ROAD BARRACKPORE	460	7	2	4	473	1,135
3565-02	BARRACKPORE ASJA MUSLIM SCHOOL REES ROAD BARRACKPORE	354	3	2	3	362	
3570-01	BARRACKPORE A.P.S. VEDIC SCHOOL KANSAMMY TRACE BARRACKPORE.	358	17	0	3	378	1,177
3570-02	BARRACKPORE A.P.S. VEDIC SCHOOL KANSAMMY TRACE BARRACKPORE.	389	24	0	0	413	
3575	LENGUA PRESBYTERIAN SCHOOL PAPOURIE ROAD LENGUA	315	29	0	1	345	547
	TOTALS CARRIED FORWARD	4,037	940	10	17	5,004	7,400

ELECTORAL DISTRICT OF NAPARIMA

POLLING DIVISION	POLLING STATION	VOTES CAST FOR EACH CANDIDATE			REJECTED BALLOTS	VOTES CAST	ELECTORAL LIST
Number	Address	MAHARAJ RALPH U.N.C.	RAMJOHN, FAIZ P.N.M.	SOOKOO KENNETH INDEP.	Number at each Polling Station	Number at each Polling Station	Number of Names on List by Polling Division
	TOTALS BROUGHT FORWARD	4,037	940	10	17	5,004	7,400
3675-01	PRINCES TOWN PRESBYTERIAN SCHOOL #1 EDWARD STREET PRINCES TOWN	217	72	2	3	294	932
3675-02	PRINCES TOWN PRESBYTERIAN SCHOOL #1 EDWARD STREET PRINCES TOWN	237	57	2	1	297	
3676	PRINCES TOWN PRESBYTERIAN SCHOOL #2 EDWARD STREET PRINCES TOWN	232	65	0	3	300	420
3680-01	PRINCES TOWN MUSLIM A.S.J.A SCHOOL HIGH STREET PRINCES TOWN	214	115	0	0	329	1,066
3680-02	PRINCES TOWN MUSLIM A.S.J.A SCHOOL HIGH STREET PRINCES TOWN	292	98	0	1	391	
3685	LENGUA PRESBYTERIAN SCHOOL PAPOURIE ROAD LENGUA	355	80	4	1	440	632
3698-01	LENGUA PRESBYTERIAN SCHOOL PAPOURIE ROAD LENGUA	229	50	0	1	280	963
	TOTALS CARRIED FORWARD	5,813	1,477	18	27	7,335	11,413

Elections to the House of Representatives, 2000

ELECTORAL DISTRICT OF NAPARIMA

POLLING DIVISION	POLLING STATION	VOTES CAST FOR EACH CANDIDATE			REJECTED BALLOTS	VOTES CAST	ELECTORAL LIST
Number	Address	MAHARAJ RALPH U.N.C.	RAMJOHN, FAIZ P.N.M.	SOOKOO KENNETH INDEP.	Number at each Polling Station	Number at each Polling Station	Number of Names on List by Polling Division
	TOTALS BROUGHT FORWARD	5,813	1,477	18	27	7,335	11,413
3690-02	LENGUA PRESBYTERIAN SCHOOL PAPOURIE ROAD LENGUA	308	17	2	2	329	
3695-01	INVERNESS PRESBYTERIAN SCHOOL PAPOURIE ROAD BARRACKPORE	213	9	0	0	222	822
3695-02	INVERNESS PRESBYTERIAN SCHOOL PAPOURIE ROAD BARRACKPORE	286	13	3	0	302	
3700	INVERNESS PRESBYTERIAN SCHOOL PAPOURIE ROAD BARRACKPORE	456	12	1	1	470	696
3705-01	BARRACKPORE SEN COMPREHENSIVE SCHOOL PAPOURIE ROAD BARRACKPORE	320	15	0	1	336	1,017
3705-02	BARRACKPORE SEN COMPREHENSIVE SCHOOL PAPOURIE ROAD BARRACKPORE	315	10	0	0	325	
3830	ST JOHN'S A.C. SCHOOL CIPERO ROAD ST JOHN'S VILLAGE	333	62	28	2	425	648
	TOTALS CARRIED FORWARD	8,844	1,615	52	33	9,744	14,596

ELECTORAL DISTRICT OF NAPARIMA

POLLING DIVISION	POLLING STATION	VOTES CAST FOR EACH CANDIDATE			REJECTED BALLOTS	VOTES CAST	ELECTORAL LIST
Number	Address	MAHARAJ RALPH U.N.C.	RAMJOHN, FAIZ P.N.M.	SOOKOO KENNETH INDEP.	Number at each Polling Station	Number at each Polling Station	Number of Names on List by Polling Division
	TOTALS BROUGHT FORWARD	8,044	1,615	52	33	9,744	14,596
3835	MONKEY TOWN GOVERNMENT SCHOOL PAPOURIE ROAD MONKEY TOWN	456	11	0	2	469	725
3840-01	LENGUA PRESBYTERIAN SCHOOL PAPOURIE ROAD LENGUA	281	74	2	0	357	1,040
3840-02	LENGUA PRESBYTERIAN SCHOOL PAPOURIE ROAD LENGUA	289	28	5	4	326	
3845	JORDAN HILL PRESBYTERIAN SCHOOL MANAHAMBRE ROAD JORDAN HILL VILLAGE	265	54	1	0	320	496
3850	JORDAN HILL PRESBYTERIAN SCHOOL MANAHAMBRE ROAD JORDAN HILL VILLAGE	430	9	3	1	443	657
3855	ST JOHN'S A.C. SCHOOL CIPERO ROAD ST JOHN'S VILLAGE	229	40	22	0	291	431
3860-01	ST JOHN'S A.C. SCHOOL CIPERO ROAD ST JOHN'S VILLAGE	237	111	8	0	356	1,210
	TOTALS CARRIED FORWARD	10,231	1,942	93	40	12,306	19,155

Elections to the House of Representatives, 2000

ELECTORAL DISTRICT OF NAPARIMA

POLLING DIVISION	POLLING STATION	VOTES CAST FOR EACH CANDIDATE			REJECTED BALLOTS	VOTES CAST	ELECTORAL LIST
Number	Address	MAHARAJ RALPH U.N.C.	RAMJOHN, FAIZ P.N.M.	SOOKOO KENNETH INDEP.	Number at each Polling Station	Number at each Polling Station	Number of Names on List by Polling Division
	TOTALS BROUGHT FORWARD	10,231	1,942	93	40	12,306	19,155
3860-02	ST JOHN'S A.C. SCHOOL CIPERO ROAD ST JOHN'S VILLAGE	367	45	8	1	421	
3905-01	PETITE MORNE COMMUNITY CENTRE PETITE MORNE SETTLEMENT STE MADELEINE	238	41	2	1	282	726
3905-02	PETITE MORNE COMMUNITY CENTRE PETITE MORNE SETTLEMENT STE MADELEINE	144	25	2	0	171	
* 3915	STE MADELEINE GOVERNMENT SCHOOL MANAHAMBRE ROAD STE MADELEINE	317	135	3	1	456	363
3920	PETITE MORNE COMMUNITY CENTRE PETITE MORNE SETTLEMENT STE MADELEINE (3905 and 3920 merged)	10	15	0	0	25	54
3925	JORDAN HILL PRESBYTERIAN SCHOOL MANAHAMBRE ROAD JORDAN HILL VILLAGE	366	50	0	1	417	603
3930-01	JORDAN HILL PRESBYTERIAN SCHOOL MANAHAMBRE ROAD JORDAN HILL VILLAGE	351	75	2	0	428	1,249
	TOTALS CARRIED FORWARD	12,024	2,328	110	44	14,506	22,150

* Polling Station where the ballots of Special Electors were intermixed (Rule 93, of the Election (Amendment) Rules, 1986).

ELECTORAL DISTRICT OF NAPARIMA

POLLING DIVISION	POLLING STATION	VOTES CAST FOR EACH CANDIDATE			REJECTED BALLOTS	VOTES CAST	ELECTORAL LIST
Number	Address	MAHARAJ RALPH U.N.C.	RAMJOHN, FAIZ P.N.M.	SOOKOO KENNETH INDEP.	Number at each Polling Station	Number at each Polling Station	Number of Names on List by Polling Division
	TOTALS BROUGHT FORWARD	12,024	2,328	110	44	14,506	22,150
3930-02	JORDAN HILL PRESBYTERIAN SCHOOL MANAHAMBRE ROAD JORDAN HILL VILLAGE	365	58	1	0	424	
3935	JORDAN HILL PRESBYTERIAN SCHOOL MANAHAMBRE ROAD JORDAN HILL VILLAGE	279	192	1	3	475	744
3940-01	IERE VILLAGE GOVERNMENT SCHOOL NAPARIMA-MAYARO ROAD IERE VILLAGE	326	40	0	2	368	971
3940-02	IERE VILLAGE GOVERNMENT SCHOOL NAPARIMA-MAYARO ROAD IERE VILLAGE	238	36	1	2	277	
3945-01	PALMYRA (S.D.M.S.) HINDU SCHOOL NAPARIMA-MAYARO ROAD PALMYRA VILLAGE	198	113	0	3	314	1,172
3945-02	PALMYRA (S.D.M.S.) HINDU SCHOOL NAPARIMA-MAYARO ROAD PALMYRA VILLAGE	308	78	0	0	386	
	TOTALS	13,738	2,845	113	54	16,750	25,037

I hereby certify that the foregoing is a Statement of the Poll showing the number of votes cast for each Candidate, and do on this 12th day of December, 2000
declare RALPH MAHARAJ elected.

KOONJ RAMADHAR
Returning Officer
Electoral District of NAPARIMA

Elections to the House of Representatives, 2000

ELECTORAL DISTRICT OF NARIVA

POLLING DIVISION	POLLING STATION	VOTES CAST FOR EACH CANDIDATE			REJECTED BALLOTS	VOTES CAST	ELECTORAL LIST
Number	Address	JURAI, KRISH INDEP.	PARTAP, HARRY N. U.N.C.	SUEPAUL, HAROLD E. P.N.M.	Number at each Polling Station	Number at each Polling Station	Number of Names on List by Polling Division
2190-01	UPPER CUMUTO GOVERNMENT SCHOOL CUMUTO ROAD CUMUTO	4	151	183	1	339	935
2190-02	UPPER CUMUTO GOVERNMENT SCHOOL CUMUTO ROAD CUMUTO	1	161	115	0	277	
2195	LOWER CUMUTO GOV'T PRIMARY SCHOOL CUMUTO MAIN ROAD CUMUTO	1	295	165	3	464	709
2200	CUNARIPO PRESBYTERIAN SCHOOL GUAICO TAMANA ROAD CUNARIPO	6	322	35	4	367	503
2201	GUAICO PRESBYTERIAN SCHOOL EASTERN MAIN ROAD GUAICO (INFANT SCHOOL)	3	232	283	1	519	752
2285-01	UPPER SANGRE GRANDE R.C. SCHOOL CEMETERY ROAD NO 2 SANGRE GRANDE	1	103	198	1	303	988
2285-02	UPPER SANGRE GRANDE R.C. SCHOOL CEMETERY ROAD NO 2 SANGRE GRANDE	4	157	152	2	315	
	TOTALS CARRIED FORWARD	20	1,421	1,131	12	2,584	3,887

ELECTORAL DISTRICT OF NARIVA

POLLING DIVISION	POLLING STATION	VOTES CAST FOR EACH CANDIDATE			REJECTED BALLOTS	VOTES CAST	ELECTORAL LIST
Number	Address	JURAI, KRISH INDEP.	PARTAP, HARRY N. U.N.C.	SUEPAUL, HAROLD E. P.N.M.	Number at each Polling Station	Number at each Polling Station	Number of Names on List by Polling Division
	TOTALS BROUGHT FORWARD	20	1,421	1,131	12	2,584	3,887
*2290	CUNAPO (ST. FRANCIS) R.C. PRIMARY SCHOOL, BRIERLEY STREET, SANGRE GRANDE	7	400	255	0	662	659
2295-01	GUAICO PRESBYTERIAN SCHOOL, EASTERN MAIN ROAD, GUAICO	3	259	173	1	436	1,358
2295-02	GUAICO PRESBYTERIAN SCHOOL, EASTERN MAIN ROAD, GUAICO	2	301	163	0	466	
2300-01	GROVESNOR PRESBYTERIAN SCHOOL, 2 1/2 MM CUNAPO SOUTHERN ROAD, COALMINE	3	143	121	0	267	810
2300-02	GROVESNOR PRESBYTERIAN SCHOOL, 2 1/2 MM CUNAPO SOUTHERN ROAD, COALMINE	2	185	68	0	255	
2305-01	GUAICO PRESBYTERIAN SCHOOL, EASTERN MAIN ROAD, GUAICO	2	357	173	0	532	1,510
2305-02	GUAICO PRESBYTERIAN SCHOOL, EASTERN MAIN ROAD, GUAICO	1	314	153	0	468	
	TOTALS CARRIED FORWARD	40	3,380	2,237	13	5,670	8,224

* Polling Station where the ballots of Special electors were intermixed (Rule 93, of the Election (Amendment) Rules, 1986).

Elections to the House of Representatives, 2000

ELECTORAL DISTRICT OF NARIVA

POLLING DIVISION	POLLING STATION	VOTES CAST FOR EACH CANDIDATE			REJECTED BALLOTS	VOTES CAST	ELECTORAL LIST
Number	Address	JURAL, KRISH INDEP.	PARTAP, HARRY N. U.N.C.	SUEPAUL, HAROLD E. P.N.M.	Number at each Polling Station	Number at each Polling Station	Number of Names on List by Polling Division
	TOTALS BROUGHT FORWARD	40	3,380	2,237	13	5,670	8,224
2310-01	GROVESNOR PRESBYTERIAN SCHOOL 2 1/2 MM CUNAPO SOUTHERN ROAD COALMINE	2	204	238	0	444	1,230
2310-02	GROVESNOR PRESBYTERIAN SCHOOL 2 1/2 MM CUNAPO SOUTHERN ROAD COALMINE	3	225	146	0	374	
2315-01	GROVESNOR PRESBYTERIAN SCHOOL 2 1/2 MM CUNAPO SOUTHERN ROAD COALMINE	0	141	130	0	271	928
2315-02	GROVESNOR PRESBYTERIAN SCHOOL 2 1/2 MM CUNAPO SOUTHERN ROAD COALMINE	1	162	126	2	291	
2320-01	SANGRE CHIQUITO PRESBYTERIAN SCHOOL EASTERN MAIN ROAD SANGRE CHIQUITO	1	223	95	0	319	1,063
2320-02	SANGRE CHIQUITO PRESBYTERIAN SCHOOL EASTERN MAIN ROAD SANGRE CHIQUITO	1	299	75	3	378	
2325	MANZANILLA GOVERNMENT SCHOOL EASTERN MAIN ROAD MANZANILLA	2	80	81	0	163	282
	TOTALS CARRIED FORWARD	50	4,714	3,128	18	7,910	11,727

Elections to the House of Representatives, 2000

ELECTORAL DISTRICT OF NARIVA

POLLING DIVISION	POLLING STATION	VOTES CAST FOR EACH CANDIDATE			REJECTED BALLOTS	VOTES CAST	ELECTORAL LIST
Number	Address	JURAI, KRISH INDEP.	PARTAP, HARRY N. U.N.C.	SUEPAUL, HAROLD E. P.N.M.	Number at each Polling Station	Number at each Polling Station	Number of Names on List by Polling Division
	TOTALS BROUGHT FORWARD	50	4,714	3,128	18	7,910	11,727
2345-01	PLUM ROAD PRESBYTERIAN PRIMARY SCHOOL PLUM ROAD MANZANILLA	0	159	90	1	250	858
2345-02	PLUM ROAD PRESBYTERIAN PRIMARY SCHOOL PLUM ROAD MANZANILLA	1	229	68	3	301	
2350	MANZANILLA COMMUNITY CENTRE CORNER EASTERN MAIN ROAD AND PLUM MITAN ROAD	0	251	178	0	429	653
2360-01	PLUM MITAN COMMUNITY CENTRE 7 1/4 MM PLUM MITAN ROAD PLUM MITAN	5	255	21	2	283	717
2360-02	BICHE R.C. SCHOOL 14 3/4MM CUNAPO SOUTHERN ROAD NEWLANDS VILLAGE BICHE	0	175	63	0	238	
2365	JUBILEE PRESBYTERIAN SCHOOL JUBILEE STREET GUAICO TAMANA	1	32	60	0	93	152
2370	UPPER GUAICO R.C.SCHOOL NESTOR VILLAGE	2	224	57	0	283	411
	TOTALS CARRIED FORWARD	59	6,039	3,665	24	9,787	14,518

Elections to the House of Representatives, 2000

ELECTORAL DISTRICT OF NARIVA

POLLING DIVISION	POLLING STATION	VOTES CAST FOR EACH CANDIDATE			REJECTED BALLOTS	VOTES CAST	ELECTORAL LIST
Number	Address	JURAL, KRISH INDEP.	PARTAP, HARRY N. U.N.C.	SUEPAUL, HAROLD E. P.N.M.	Number at each Polling Station	Number at each Polling Station	Number of Names on List by Polling Division
	TOTALS BROUGHT FORWARD	59	6,039	3,665	24	9,787	14,518
2375-01	CORYAL COMMUNITY SCHOOL TAMANA HILL ROAD CORYAL	4	226	65	0	295	825
2375-02	CORYAL COMMUNITY SCHOOL TAMANA HILL ROAD CORYAL	2	239	22	5	268	
2380	CUMUTO PRESBYTERIAN SCHOOL ST MARIE EMMANUEL ROAD CARATAL	2	354	29	3	388	558
2385	CORYAL R.C. SCHOOL TAMANA HILL ROAD CORYAL	2	140	199	2	343	498
2390	TAMANA R.C. SCHOOL FOUR ROADS TAMANA	1	115	171	4	291	438
2395	CORYAL R.C. SCHOOL TAMANA HILL ROAD CORYAL	3	125	145	1	274	393
2400	JUBILEE PRESBYTERIAN SCHOOL JUBILEE STREET GUAICO TAMANA	1	66	79	0	146	238
	TOTALS CARRIED FORWARD	74	7,304	4,375	39	11,792	17,468

ELECTORAL DISTRICT OF NARIVA

POLLING DIVISION	POLLING STATION	VOTES CAST FOR EACH CANDIDATE			REJECTED BALLOTS	VOTES CAST	ELECTORAL LIST
Number	Address	JURAI, KRISH INDEP.	PARTAP, HARRY N. U.N.C.	SUEPAUL, HAROLD E. P.N.M.	Number at each Polling Station	Number at each Polling Station	Number of Names on List by Polling Division
	TOTALS BROUGHT FORWARD	74	7,304	4,375	39	11,792	17,468
2405	JUBILEE PRESBYTERIAN SCHOOL JUBILEE STREET GUAICO TAMANA	1	175	97	2	275	397
2410-01	BICHE R.C. SCHOOL 14 3/4 MM CUNAPO SOUTHERN ROAD NEWLANDS VILLAGE BICHE	1	137	96	0	234	704
2410-02	PLUM MITAN COMMUNITY CENTRE 7 1/4 MM PLUM MITAN ROAD PLUM MITAN	1	228	32	2	263	
2415	ORTOIRE COMMUNITY CENTRE CIRCULAR STREET ORTOIRE MAYARO	2	75	2	0	79	112
2416-01	MAFEKING GOVERNMENT PRIMARY SCHOOL NAPARIMA MAYARO ROAD MAFEKING	1	217	209	0	427	1,452
2416-02	MAFEKING GOVERNMENT PRIMARY SCHOOL NAPARIMA MAYARO ROAD MAFEKING	2	269	140	2	413	
2416-03	ORTOIRE COMMUNITY CENTRE CIRCULAR STREET ORTOIRE MAYARO	2	90	14	0	106	
	TOTALS CARRIED FORWARD	84	8,495	4,965	45	13,589	20,133

Elections to the House of Representatives, 2000

ELECTORAL DISTRICT OF NARIVA

POLLING DIVISION	POLLING STATION	VOTES CAST FOR EACH CANDIDATE			REJECTED BALLOTS	VOTES CAST	ELECTORAL LIST
Number	Address	JURAL, KRISH INDEP.	PARTAP, HARRY N. U.N.C.	SUEPAUL, HAROLD E. P.N.M.	Number at each Polling Station	Number at each Polling Station	Number of Names on List by Polling Division
	TOTALS BROUGHT FORWARD	84	8,495	4,965	45	13,589	20,133
2525	ECCLESVILLE PRESBYTERIAN SCHOOL RIO CLARO/MAYARO ROAD ECCLESVILLE	1	179	27	0	207	321
2530	BICHE R.C. SCHOOL 14 3/4MM CUNAPO SOUTHERN ROAD NEWLANDS VILLAGE BICHE	3	350	120	0	473	745
2535	BICHE PRESBYTERIAN SCHOOL 16 3/4MM CUNAPO SOUTHERN ROAD BICHE	3	140	47	0	190	322
2540	CUSHE GOVERNMENT PRIMARY SCHOOL CUNAPO SOUTHERN ROAD CUSHE	1	193	118	0	312	478
2545	NAVET PRESBYTERIAN SCHOOL 25 MM CUNAPO SOUTHERN ROAD NAVET	6	444	24	1	475	606
2550	ECCLESVILLE PRESBYTERIAN SCHOOL RIO CLARO/MAYARO ROAD ECCLESVILLE	7	386	62	1	456	655
2555-01	BOOS COMMUNITY CENTRE RIO CLARO/MAYARO ROAD BOOS VILLAGE RIO CLARO	4	208	92	2	306	991
	TOTALS CARRIED FORWARD	109	10,395	5,455	49	16,008	24,251

Elections to the House of Representatives, 2000

ELECTORAL DISTRICT OF NARIVA

POLLING DIVISION	POLLING STATION	VOTES CAST FOR EACH CANDIDATE			REJECTED BALLOTS	VOTES CAST	ELECTORAL LIST
Number	Address	JURAI, KRISH INDEP.	PARTAP, HARRY N. U.N.C.	SUEPAUL, HAROLD E. P.N.M.	Number at each Polling Station	Number at each Polling Station	Number of Names on List by Polling Division
	TOTALS BROUGHT FORWARD	109	10,395	5,455	49	16,908	24,251
2555-02	BOOS COMMUNITY CENTRE RIO CLARO/MAYARO ROAD BOOS VILLAGE RIO CLARO	3	260	65	14	342	
*2565-01	RIO CLARO HINDU S.D.M.S. SCHOOL GRANT STREET RIO CLARO	4	261	237	10	512	1,047
2565-02	RIO CLARO HINDU S.D.M.S. SCHOOL GRANT STREET RIO CLARO	3	246	87	0	336	
2610-01	NAVET PRESBYTERIAN SCHOOL 25 MM CUNAPO SOUTHERN ROAD NAVET	2	238	45	1	286	771
2610-02	NAVET PRESBYTERIAN SCHOOL 25 MM CUNAPO SOUTHERN ROAD NAVET	1	281	16	2	300	
2615	NAVET PRESBYTERIAN SCHOOL 25 MM CUNAPO SOUTHERN ROAD NAVET	5	344	31	6	386	520
2620	CUSHE GOVERNMENT PRIMARY SCHOOL CUNAPO SOUTHERN ROAD CUSHE	3	130	128	2	263	385
	TOTALS CARRIED FORWARD	130	12,155	6,064	84	18,433	26,974

* Polling Station where the ballots of Special electors were intermixed (Rule 93, of the Election (Amendment) Rules, 1986).

Elections to the House of Representatives, 2000

ELECTORAL DISTRICT OF NARIVA

POLLING DIVISION	POLLING STATION	VOTES CAST FOR EACH CANDIDATE			REJECTED BALLOTS	VOTES CAST	ELECTORAL LIST
Number	Address	JURAI, KRISH INDEP.	PARTAP, HARRY N. U.N.C.	SUEPAUL, HAROLD E. P.N.M.	Number at each Polling Station	Number at each Polling Station	Number of Names on List by Polling Division
	TOTALS BROUGHT FORWARD	130	12,155	6,064	84	18,433	26,974
2625	BICHE PRESBYTERIAN SCHOOL 16 3/4MM CUNAPO SOUTHERN ROAD BICHE	2	99	71	2	174	266
2630	BICHE PRESBYTERIAN SCHOOL 16 3/4MM CUNAPO SOUTHERN ROAD BICHE	2	213	45	0	260	424
2635-01	SANTA RITA R.C. SCHOOL TABAQUITE-RIO CLARO ROAD SAN PEDRO, POOLE	6	169	129	4	308	842
2635-02	SANTA RITA R.C. SCHOOL TABAQUITE-RIO CLARO ROAD SAN PEDRO, POOLE	2	208	70	1	281	
	TOTALS	142	12,844	6,379	91	19,456	28,506

I hereby certify that the foregoing is a Statement of the Poll showing the number of votes cast for each Candidate, and do on this 12th day of December, 2000
 declare HARRY PARTAP elected.

DAVID GENE
 Returning Officer
 Electoral District of NARIVA

Elections to the House of Representatives, 2000

ELECTORAL DISTRICT OF OROPOUCHE

POLLING DIVISION	POLLING STATION	VOTES CAST FOR EACH CANDIDATE		REJECTED BALLOTS	VOTES CAST	ELECTORAL LIST
Number	Address	SEETARAM, KHEMCHAND P.N.M.	SUDAMA, TREVOR U.N.C.	Number at each Polling Station	Number at each Polling Station	Number of Names on List by Polling Division
3730-01	DEBE HINDU SCHOOL SAN FERNANDO-SIPARIA-ERIN ROAD DEBE	6	261	6	273	863
3730-02	DEBE HINDU SCHOOL SAN FERNANDO-SIPARIA-ERIN ROAD DEBE	4	251	1	256	
3735	DEBE HINDU SCHOOL SAN FERNANDO-SIPARIA-ERIN ROAD DEBE	3	280	0	283	439
3736-01	DEBE PRESBYTERIAN SCHOOL PERIWINKLE DRIVE, OFF WELLINGTON ROAD DEBE	10	356	1	367	1,088
3736-02	DEBE PRESBYTERIAN SCHOOL PERIWINKLE DRIVE, OFF WELLINGTON ROAD DEBE	6	355	3	364	
3740	DEBE HINDU SCHOOL SAN FERNANDO-SIPARIA-ERIN ROAD DEBE	8	468	1	477	739
3745	DEBE HINDU SCHOOL SAN FERNANDO-SIPARIA-ERIN ROAD DEBE	4	314	1	319	456
	TOTALS CARRIED FORWARD	41	2,285	13	2,339	3,585

Elections to the House of Representatives, 2000

ELECTORAL DISTRICT OF OROPOUCHE

POLLING DIVISION	POLLING STATION	VOTES CAST FOR EACH CANDIDATE		REJECTED BALLOTS	VOTES CAST	ELECTORAL LIST
Number	Address	SEETARAM, KHEMCHAND P.N.M.	SUDAMA, TREVOR U.N.C.	Number at each Polling Station	Number at each Polling Station	Number of Names on List by Polling Division
	TOTALS BROUGHT FORWARD	41	2,285	13	2,339	3,585
3750	WOODLAND HINDU SCHOOL LA-FORTUNE PLUCK ROAD WOODLAND	4	531	1	536	743
3755	HERMITAGE PRESBYTERIAN SCHOOL DUMFRIES ROAD HERMITAGE	31	454	3	488	675
3760	WOODLAND HINDU SCHOOL LA FORTUNE-PLUCK ROAD WOODLAND	8	346	1	355	572
3770-01	BIEN VENUE PRESBYTERIAN SCHOOL LA PLAISANCE ROAD LA ROMAIN.	167	226	0	393	1,359
3770-02	BIEN VENUE PRESBYTERIAN SCHOOL LA PLAISANCE ROAD LA ROMAIN.	146	278	1	425	
3775-01	LA ROMAIN GOV'T PRIMARY SCHOOL CHURCH STREET LA ROMAIN	135	333	2	470	1,483
3775-02	LA ROMAIN GOV'T PRIMARY SCHOOL CHURCH STREET LA ROMAIN	101	336	1	438	
	TOTALS CARRIED FORWARD	633	4,789	22	5,444	8,417

ELECTORAL DISTRICT OF OROPOUCHE

POLLING DIVISION	POLLING STATION	VOTES CAST FOR EACH CANDIDATE		REJECTED BALLOTS	VOTES CAST	ELECTORAL LIST
Number	Address	SEETARAM, KIEMCHAND P.N.M.	SUDAMA, TREVOR U.N.C.	Number at each Polling Station	Number at each Polling Station	Number of Names on List by Polling Division
	TOTALS BROUGHT FORWARD	633	4,789	22	5,444	8,417
*3776-01	LA ROMAIN GOV'T PRIMARY SCHOOL CHURCH STREET LA ROMAIN	264	199	0	463	892
3776-02	LA ROMAIN GOV'T PRIMARY SCHOOL CHURCH STREET LA ROMAIN	154	127	3	284	
3780-01	ST BENEDICT'S COLLEGE SOUTHERN MAIN ROAD LA ROMAIN	221	198	0	419	1,511
3780-02	ST BENEDICT'S COLLEGE SOUTHERN MAIN ROAD LA ROMAIN	197	297	3	497	
3781-01	ST BENEDICT'S COLLEGE SOUTHERN MAIN ROAD LA ROMAIN	154	92	0	246	783
3781-02	ST BENEDICT'S COLLEGE SOUTHERN MAIN ROAD LA ROMAIN	87	146	1	234	
3800-01	CANAAN PRESBYTERIAN SCHOOL SAN FERNANDO-SIPARIA-ERIN RD DUNCAN VILLAGE	121	332	1	454	1,377
	TOTALS CARRIED FORWARD	1,831	6,180	30	8,041	12,980

* Polling Station where the ballots of Special Electors were intermixed (Rule 93, of the Election (Amendment) Rules, 1986).

Elections to the House of Representatives, 2000

ELECTORAL DISTRICT OF OROPOUCHE

POLLING DIVISION	POLLING STATION	VOTES CAST FOR EACH CANDIDATE		REJECTED BALLOTS	VOTES CAST	ELECTORAL LIST
Number	Address	SEETARAM, KIEMCHAND P.N.M.	SUDAMA, TREVOR U.N.C.	Number at each Polling Station	Number at each Polling Station	Number of Names on List by Polling Division
	TOTALS BROUGHT FORWARD	1,831	6,180	30	8,041	12,980
3800-02	CANAAN PRESBYTERIAN SCHOOL SAN FERNANDO-SIPARIA-ERIN RD DUNCAN VILLAGE	94	377	3	474	
3805-01	HERMITAGE PRESBYTERIAN SCHOOL DUMFRIES ROAD HERMITAGE	22	385	4	411	1,202
3805-02	HERMITAGE PRESBYTERIAN SCHOOL DUMFRIES ROAD HERMITAGE	4	370	2	376	
3810-01	PICTON PRESBYTERIAN SCHOOL PAPOURIE ROAD PICTON	113	356	1	470	1,474
3810-02	PICTON PRESBYTERIAN SCHOOL PAPOURIE ROAD PICTON	89	348	0	437	
3815	PICTON PRESBYTERIAN SCHOOL PAPOURIE ROAD PICTON	13	225	0	238	380
3820-01	PICTON PRESBYTERIAN SCHOOL PAPOURIE ROAD PICTON	66	327	3	396	1,394
	TOTALS CARRIED FORWARD	2,232	8,568	43	10,843	17,430

ELECTORAL DISTRICT OF OROPOUCHE

POLLING DIVISION	POLLING STATION	VOTES CAST FOR EACH CANDIDATE		REJECTED BALLOTS	VOTES CAST	ELECTORAL LIST
Number	Address	SEETARAM, KHEMCHAND P.N.M.	SUDAMA, TREVOR U.N.C.	Number at each Polling Station	Number at each Polling Station	Number of Names on List by Polling Division
	TOTALS BROUGHT FORWARD	2,232	8,568	43	10,843	17,430
3820-02	PICTON PRESBYTERIAN SCHOOL PAPOURIE ROAD PICTON	48	436	4	488	
3825-01	FRIENDSHIP COMMUNITY CENTRE CIPERO ROAD FRIENDSHIP VILLAGE	84	402	2	488	1,487
3825-02	FRIENDSHIP COMMUNITY CENTRE CIPERO ROAD FRIENDSHIP VILLAGE	76	481	3	560	
4205	SAN FRANCISQUE PRESBYTERIAN SCHOOL LA FORTUNE PLUCK ROAD TIMITAL	1	361	0	362	491
4210-01	SAN FRANCISQUE PRESBYTERIAN SCHOOL LA FORTUNE PLUCK ROAD TIMITAL	13	392	1	406	1,103
4210-02	SAN FRANCISQUE PRESBYTERIAN SCHOOL LA FORTUNE PLUCK ROAD TIMITAL	7	372	1	380	
4215-01	SUCHIT TRACE HINDU SCHOOL SUCHIT TRACE PENAL	2	353	3	358	1,028
	TOTALS CARRIED FORWARD	2,463	11,365	57	13,885	21,539

Elections to the House of Representatives, 2000

ELECTORAL DISTRICT OF OROPOUCHE

POLLING DIVISION	POLLING STATION	VOTES CAST FOR EACH CANDIDATE		REJECTED BALLOTS	VOTES CAST	ELECTORAL LIST
Number	Address	SEETARAM, KHEMCHAND P.N.M.	SUDAMA, TREVOR U.N.C.	Number at each Polling Station	Number at each Polling Station	Number of Names on List by Polling Division
	TOTALS BROUGHT FORWARD	2,463	11,365	57	13,885	21,539
4215-02	SUCHIT TRACE HINDU SCHOOL SUCHIT TRACE PENAL	1	342	1	344	
4220-01	PENAL GOVERNMENT PRIMARY SCHOOL SAN FERNANDO-SIPARIA-ERIN ROAD PENAL	2	348	1	351	994
4220-02	PENAL GOVERNMENT PRIMARY SCHOOL SAN FERNANDO-SIPARIA-ERIN ROAD PENAL	1	341	3	345	
4225-01	PENAL PRESBYTERIAN SCHOOL SAN FERNANDO-SIPARIA-ERIN ROAD PENAL	24	313	0	337	1,063
4225-02	PENAL PRESBYTERIAN SCHOOL SAN FERNANDO-SIPARIA-ERIN ROAD PENAL	6	348	4	358	
4330-01	PENAL PRESBYTERIAN SCHOOL SAN FERNANDO-SIPARIA-ERIN ROAD PENAL	38	245	0	283	804
4330-02	PENAL PRESBYTERIAN SCHOOL SAN FERNANDO-SIPARIA-ERIN ROAD PENAL	18	246	3	267	
	TOTALS CARRIED FORWARD	2,553	13,548	69	16,170	24,400

ELECTORAL DISTRICT OF OROPOUCHE

POLLING DIVISION	POLLING STATION	VOTES CAST FOR EACH CANDIDATE		REJECTED BALLOTS	VOTES CAST	ELECTORAL LIST
Number	Address	SEETARAM, KHEMCHAND P.N.M.	SUDAMA, TREVOR U.N.C.	Number at each Polling Station	Number at each Polling Station	Number of Names on List by Polling Division
	TOTALS BROUGHT FORWARD	2,553	13,548	69	16,170	24,400
4335	TULSA TRACE HINDU SCHOOL TULSA BRANCH TRACE SAN FRANCIQUE	10	363	3	376	566
4340-01	TULSA TRACE HINDU SCHOOL TULSA BRANCH TRACE SAN FRANCIQUE	5	327	3	335	919
4340-02	TULSA TRACE HINDU SCHOOL TULSA BRANCH TRACE SAN FRANCIQUE	4	300	0	304	
	TOTALS	2,572	14,538	75	17,185	25,885

I hereby certify that the foregoing is a Statement of the Poll showing the number of votes cast for each Candidate, and do on this 12th day of December, 2000 declare TREVOR SUDAMA elected.

SHAHEED MOHAMMED
Returning Officer
Electoral District of OROPOUCHE

Elections to the House of Representatives, 2000
ELECTORAL DISTRICT OF ORTOIRE/MAYARO

POLLING DIVISION	POLLING STATION	VOTES CAST FOR EACH CANDIDATE		REJECTED BALLOTS	VOTES CAST	ELECTORAL LIST
Number	Address	KHAN FRANKLIN A. P.N.M.	PETERS WINSTON U.N.C.	Number at each Polling Station	Number at each Polling Station	Number of Names on List by Polling Division
2420	ORTOIRE R.C. PRIMARY SCHOOL ST JOSEPH VILLAGE ORTOIRE MAYARO	161	136	3	300	427
2425	NARIVA/MAYARO CIVIC CENTRE PLAISANCE VILLAGE MAYARO	252	265	2	519	745
2430-01	MAYARO GOVERNMENT SCHOOL PLAISANCE VILLAGE MAYARO	226	68	0	294	898
2430-02	MAYARO GOVERNMENT SCHOOL PLAISANCE VILLAGE MAYARO	206	87	2	295	
2435-01	MAYARO COMPOSITE SCHOOL MAYARO GUAYAGUAYARE ROAD MAYARO	163	113	0	276	782
2435-02	MAYARO COMPOSITE SCHOOL MAYARO GUAYAGUAYARE ROAD MAYARO	148	125	4	277	
2440	ST. THOMAS R.C. PRIMARY SCHOOL MAYARO GUAYAGUAYARE ROAD RADIX VILLAGE MAYARO	161	182	2	345	534
	TOTALS CARRIED FORWARD	1,317	976	13	2,306	3,386

ELECTORAL DISTRICT OF ORTOIRE/MAYARO

POLLING DIVISION	POLLING STATION	VOTES CAST FOR EACH CANDIDATE		REJECTED BALLOTS	VOTES CAST	ELECTORAL LIST
Number	Address	KHAN FRANKLIN A. P.N.M.	PETERS WINSTON U.N.C.	Number at each Polling Station	Number at each Polling Station	Number of Names on List by Polling Division
	TOTALS BROUGHT FORWARD	1,317	976	13	2,306	3,386
2458-01	ST. THOMAS R.C. PRIMARY SCHOOL MAYARO GUAYAGUAYARE ROAD RADIX VILLAGE MAYARO	282	105	2	389	1,194
2458-02	ST. THOMAS R.C. PRIMARY SCHOOL MAYARO GUAYAGUAYARE ROAD RADIX VILLAGE MAYARO	232	166	1	399	
2455-01	GUAYAGUAYARE R.C. PRIMARY SCHOOL WARRICK STREET, LA SAVANNE VILLAGE GUAYAGUAYARE	239	97	2	338	953
2455-02	GUAYAGUAYARE R.C. PRIMARY SCHOOL WARRICK STREET, LA SAVANNE VILLAGE GUAYAGUAYARE	216	110	8	334	
2500	MAFEKING GOVERNMENT PRIMARY SCHOOL NAFARIMA MAYARO ROAD MAFEKING	95	157	5	257	382
2501	GUAYAGUAYARE COMMUNITY CENTRE FERRIER CIRCULAR ROAD GUAYAGUAYARE	192	26	0	218	333
2505-01	GUAYAGUAYARE COMMUNITY CENTRE FERRIER CIRCULAR ROAD GUAYAGUAYARE	207	86	1	294	458
	TOTALS CARRIED FORWARD	2,780	1,723	32	4,535	6,706

Elections to the House of Representatives, 2000
ELECTORAL DISTRICT OF ORTOIRE/MAYARO

POLLING DIVISION	POLLING STATION	VOTES CAST FOR EACH CANDIDATE		REJECTED BALLOTS	VOTES CAST	ELECTORAL LIST
Number	Address	KHAN FRANKLIN A. P.N.M.	PETERS WINSTON U.N.C.	Number at each Polling Station	Number at each Polling Station	Number of Names on List by Polling Division
	TOTALS BROUGHT FORWARD	2,780	1,723	32	4,535	6,706
2505-02	MORA VALLEY SECTION OFFICE CARONI (1975) LTD 3MM GUAY'RE RD RIO CLARO	4	12	1	17	
2515	TRINITY GOVERNMENT PRIMARY SCHOOL ABYSSINIA (PETROTRIN COMPOUND) GUAYAGUAYARE	52	34	1	87	149
2560	RIO CLARO COLLEGE NAPARIMA MAYARO ROAD RIO CLARO	102	323	1	426	627
2570-01	RIO CLARO HIGH SCHOOL NAPARIMA MAYARO ROAD RIO CLARO	144	159	0	303	873
2570-02	RIO CLARO HIGH SCHOOL NAPARIMA MAYARO ROAD RIO CLARO	126	179	3	308	
2575	RIO CLARO HIGH SCHOOL NAPARIMA MAYARO ROAD RIO CLARO	177	301	4	482	654
2576-01	ST. THERESE R.C. SCHOOL NAPARIMA MAYARO ROAD RIO CLARO	123	188	0	311	850
	TOTALS CARRIED FORWARD	3,508	2,919	42	6,469	9,859

Elections to the House of Representatives, 2000

ELECTORAL DISTRICT OF ORTOIRE/MAYARO

POLLING DIVISION	POLLING STATION	VOTES CAST FOR EACH CANDIDATE		REJECTED BALLOTS	VOTES CAST	ELECTORAL LIST
Number	Address	KHAN FRANKLIN A. P.N.M.	PETERS WINSTON U.N.C.	Number at each Polling Station	Number at each Polling Station	Number of Names on List by Polling Division
	TOTALS BROUGHT FORWARD	3,508	2,919	42	6,469	9,859
2576-02	ST. THERESE R.C. SCHOOL NAPARIMA MAYARO ROAD RIO CLARO	76	230	2	308	
2580-01	MUSLIM LEAGUE SCHOOL (T.M.L.) LIBERTVILLE RIO CLARO	149	208	2	359	1,022
2580-02	MUSLIM LEAGUE SCHOOL (T.M.L.) LIBERTVILLE RIO CLARO	73	282	8	363	
2585	POOLE RIVER PRESBYTERIAN SCHOOL NAPARIMA MAYARO ROAD FONROSE VILLAGE POOLE	61	415	2	478	613
2595	POOLE R.C. SCHOOL NAPARIMA MAYARO ROAD POOLE	74	315	3	392	496
2600-01	RIO CLARO (APS) VEDIC SCHOOL 28 1/4MM TABAQUITE- RIO CLARO RD RIO CLARO	154	174	3	331	1,062
2600-02	RIO CLARO (APS) VEDIC SCHOOL 28 1/4MM TABAQUITE- RIO CLARO RD RIO CLARO	115	336	0	451	
	TOTALS CARRIED FORWARD	4,210	4,879	62	9,151	13,052

Elections to the House of Representatives, 2000
ELECTORAL DISTRICT OF ORTOIRE/MAYARO

POLLING DIVISION	POLLING STATION	VOTES CAST FOR EACH CANDIDATE		REJECTED BALLOTS	VOTES CAST	ELECTORAL LIST
Number	Address	KHAN FRANKLIN A. P.N.M.	PETERS WINSTON U.N.C.	Number at each Polling Station	Number at each Polling Station	Number of Names on List by Polling Division
	TOTALS BROUGHT FORWARD	4,210	4,879	62	9,151	13,052
2605-01	ST. THERESE R.C. SCHOOL NAPARIMA MAYARO ROAD RIO CLARO	88	192	1	281	843
*2605-02	ST. THERESE R.C. SCHOOL NAPARIMA MAYARO ROAD RIO CLARO	358	368	4	730	
2606	RIO CLARO HINDU S.D.M.S. SCHOOL GRANT STREET RIO CLARO	171	246	2	419	609
3425	ROBERT VILLAGE HINDU SCHOOL ROBERT VILLAGE TRACE NORTH TABLELAND	21	224	0	245	326
3430-01	ST MARY'S GOVERNMENT SCHOOL MORUGA ROAD ST MARY'S VILLAGE	184	112	1	297	831
3430-02	ST MARY'S GOVERNMENT SCHOOL MORUGA ROAD ST MARY'S VILLAGE	138	146	1	285	
3435	ROCK RIVER R.C. SCHOOL MORUGA ROAD ROCK RIVER VILLAGE	255	140	1	396	656
	TOTALS CARRIED FORWARD	5,425	6,307	72	11,804	16,317

* Polling Station where the ballots of Special Electors were intermixed (Rule 93, of the Election (Amendment) Rules, 1986).

Elections to the House of Representatives, 2000
ELECTORAL DISTRICT OF ORTOIRE/MAYARO

POLLING DIVISION	POLLING STATION	VOTES CAST FOR EACH CANDIDATE		REJECTED BALLOTS	VOTES CAST	ELECTORAL LIST
Number	Address	KHAN FRANKLIN A. P.N.M.	PETERS WINSTON U.N.C.	Number at each Polling Station	Number at each Polling Station	Number of Names on List by Polling Division
	TOTALS BROUGHT FORWARD	5,425	6,307	72	11,804	16,317
3440	ST AUGUSTINE R.C SCHOOL MORUGA ROAD BASSETERRE	407	59	0	466	712
3445	ST AUGUSTINE R.C SCHOOL MORUGA ROAD BASSETERRE	148	116	1	265	346
3450-01	HOLY TRINITY A.C SCHOOL MORUGA ROAD GRAN CHEMIN	155	114	2	271	833
3450-02	HOLY TRINITY A.C SCHOOL MORUGA ROAD GRAN CHEMIN	121	181	1	303	
3455	LA LUNE R.C SCHOOL LA LUNE ROAD LA LUNE VILLAGE	235	43	2	280	429
3460	MARAC BAPTIST SCHOOL MOREAU ROAD NO. 2 MARAC VILLAGE	383	42	3	428	594
3465	MORUGA COMPOSITE SCHOOL TOM PIERRE TRACE BASSETERRE	184	78	0	262	381
	TOTALS CARRIED FORWARD	7,058	6,940	81	14,079	19,612

Elections to the House of Representatives, 2000
ELECTORAL DISTRICT OF ORTOIRE/MAYARO

POLLING DIVISION	POLLING STATION	VOTES CAST FOR EACH CANDIDATE		REJECTED BALLOTS	VOTES CAST	ELECTORAL LIST
Number	Address	KHAN FRANKLIN A. P.N.M.	PETERS WINSTON U.N.C.	Number at each Polling Station	Number at each Polling Station	Number of Names on List by Polling Division
	TOTALS BROUGHT FORWARD	7,058	6,940	81	14,079	19,612
3470	MORUGA COMPOSITE SCHOOL TOM PIERRE TRACE BASSETERRE	256	56	0	312	461
3475	PENAL ROCK ROAD R.C. SCHOOL 8 MILE MARK PENAL ROCK ROAD PENAL	65	115	2	182	253
3480-01	KANHAI PRESBYTERIAN SCHOOL KANHAI SOUTH TRACE BARRACKPORE	10	547	3	560	1,416
3480-02	KANHAI PRESBYTERIAN SCHOOL KANHAI SOUTH TRACE BARRACKPORE	7	568	2	577	
3485	ROCHARD DOUGLAS PRESBYTERIAN SCHOOL ROCHARD DOUGLAS ROAD BARRACKPORE	49	466	9	524	689
3500-01	ST MARY'S GOVERNMENT SCHOOL MORUGA ROAD ST MARY'S VILLAGE	181	155	1	337	928
3500-02	ST MARY'S GOVERNMENT SCHOOL MORUGA ROAD ST MARY'S VILLAGE	126	208	3	337	
	TOTALS CARRIED FORWARD	7,752	9,055	101	16,908	23,359

Elections to the House of Representatives, 2000
ELECTORAL DISTRICT OF ORTOIRE/MAYARO

POLLING DIVISION	POLLING STATION	VOTES CAST FOR EACH CANDIDATE		REJECTED BALLOTS	VOTES CAST	ELECTORAL LIST
Number	Address	KHAN FRANKLIN A. P.N.M.	PETERS WINSTON U.N.C.	Number at each Polling Station	Number at each Polling Station	Number of Names on List by Polling Division
	TOTALS BROUGHT FORWARD	7,752	9,055	101	16,908	23,359
3505	HINDUSTAN BAPTIST WILLIAM WEBB MEMORIAL PRIMARY SCHOOL, HINDUSTAN ESTATE RIAD, NEW GRANT	93	462	8	563	728
3510	NIPAL PRESBYTERIAN SCHOOL POORAN ROAD, GEORGE VILLAGE TABLELAND	38	444	3	485	637
3515-01	ELSWICK PRESBYTERIAN SCHOOL NAPARIMA-MAYARO ROAD TABLELAND	100	243	0	343	1,000
3515-02	ELSWICK PRESBYTERIAN SCHOOL NAPARIMA-MAYARO ROAD TABLELAND	60	293	0	353	
3530-01	NORTH TRACE GOVERNMENT SCHOOL NORTH TRACE NEW GRANT	326	135	3	464	1,412
3530-02	NORTH TRACE GOVERNMENT SCHOOL NORTH TRACE NEW GRANT	290	197	2	489	
3565-01	FIFTH COMPANY BAPTIST SCHOOL MORUGA ROAD INDIAN WALK VGE MORUGA	349	36	0	385	1,101
	TOTALS CARRIED FORWARD	9,008	10,865	117	19,990	28,237

Elections to the House of Representatives, 2000

ELECTORAL DISTRICT OF ORTOIRE/MAYARO

POLLING DIVISION	POLLING STATION	VOTES CAST FOR EACH CANDIDATE		REJECTED BALLOTS	VOTES CAST	ELECTORAL LIST
Number	Address	KHAN FRANKLIN A. P.N.M.	PETERS WINSTON U.N.C.	Number at each Polling Station	Number at each Polling Station	Number of Names on List by Polling Division
	TOTALS BROUGHT FORWARD	9,888	10,865	117	19,990	28,237
3545-02	FIFTH COMPANY BAPTIST SCHOOL MORUGA ROAD INDIAN WALK VGE MORUGA	295	58	0	353	
	TOTALS	9,303	10,923	117	20,343	28,237

I hereby certify that the foregoing is a Statement of the Poll showing the number of votes cast for each Candidate, and do on this 12th day of December, 2000 declare WINSTON PETERS elected.

SELWYN MC KNIGHT
Returning Officer
Electoral District of ORTOIRE/MAYARO

POLLING DIVISION	POLLING STATION	VOTES CAST FOR EACH CANDIDATE		REJECTED BALLOTS	VOTES CAST	ELECTORAL LIST
Number	Address	ACHONG LAWRENCE P.N.M.	LASSE VINCENT D. U.N.C.	Number at each Polling Station	Number at each Polling Station	Number of Names on List by Polling Division
4580	ERIN R.C. SCHOOL SIPARIA ERIN ROAD ERIN	259	152	8	419	696
4585	BUENOS AYRES GOV'T SCHOOL ERIN ROAD BUENOS AYRES	165	89	1	255	417
4590	CAP-DE-VILLE GOVERNMENT SCHOOL ERIN ROAD CAP-DE-VILLE	23	54	0	77	115
4591-01	CAP-DE-VILLE GOVERNMENT SCHOOL ERIN ROAD CAP-DE-VILLE	198	91	0	289	864
4591-02	CAP-DE-VILLE GOVERNMENT SCHOOL ERIN ROAD CAP-DE-VILLE	142	102	1	245	
4592	CAP-DE-VILLE GOVERNMENT SCHOOL ERIN ROAD CAP-DE-VILLE	301	136	0	437	693
4680	GUAPO GOVERNMENT SCHOOL SOUTHERN MAIN ROAD GUAPO	339	52	5	396	612
	TOTALS CARRIED FORWARD	1,427	676	15	2,118	3,397

Elections to the House of Representatives, 2000
ELECTORAL DISTRICT OF POINT FORTIN

POLLING DIVISION	POLLING STATION	VOTES CAST FOR EACH CANDIDATE		REJECTED BALLOTS	VOTES CAST	ELECTORAL LIST
Number	Address	ACHONG LAWRENCE P.N.M.	LASSE VINCENT D. U.N.C.	Number at each Polling Station	Number at each Polling Station	Number of Names on List by Polling Division
	TOTALS BROUGHT FORWARD	1,427	676	15	2,118	3,397
4685	GUAPO COMMUNITY CENTRE SOUTHERN MAIN ROAD GONZALES, GUAPO	349	68	2	419	679
4690	GUAPO COMMUNITY CENTRE SOUTHERN MAIN ROAD GONZALES, GUAPO	217	25	2	244	382
4695	GUAPO GOVERNMENT SCHOOL SOUTHERN MAIN ROAD GUAPO	170	31	1	202	313
4696-01	GUAPO GOVERNMENT SCHOOL SOUTHERN MAIN ROAD GUAPO	255	43	0	298	1,002
4696-02	GUAPO GOVERNMENT SCHOOL SOUTHERN MAIN ROAD GUAPO	232	57	5	294	
4700	PT FORTIN SENIOR SECONDARY SCHOOL MAIN ROAD POINT FORTIN	192	44	1	237	425
4705-01	PT FORTIN SENIOR SECONDARY SCHOOL MAIN ROAD POINT FORTIN	171	56	1	228	798
	TOTALS CARRIED FORWARD	3,013	1,000	27	4,040	6,996

POLLING DIVISION	POLLING STATION	VOTES CAST FOR EACH CANDIDATE		REJECTED BALLOTS	VOTES CAST	ELECTORAL LIST
Number	Address	ACHONG LAWRENCE P.N.M.	LASSE VINCENT D. U.N.C.	Number at each Polling Station	Number at each Polling Station	Number of Names on List by Polling Division
	TOTALS BROUGHT FORWARD	3,013	1,000	27	4,040	6,996
4705-02	PT FORTIN SENIOR SECONDARY SCHOOL MAIN ROAD POINT FORTIN	167	81	1	249	
4706	EGYPT GOVERNMENT SCHOOL MAIN ROAD EGYPT VILLAGE	178	63	1	242	391
4710	ST. MARK'S HALL TECHIER ROAD POINT FORTIN	174	43	0	217	374
4715	TECHIER COMMUNITY CENTRE EASTERN AVENUE TECHIER	248	29	0	277	438
4720	TECHIER COMMUNITY CENTRE EASTERN AVENUE TECHIER	296	38	0	334	558
*4725	POINT FORTIN CIVIC CENTRE GEORGE ROAD MAHAICA	455	140	5	600	361
4730	PT FORTIN R.C. SCHOOL MODESTE ROAD, MAHAICA POINT FORTIN.	160	51	0	211	344
	TOTALS CARRIED FORWARD	4,691	1,445	34	6,170	9,462

* Polling Station where the ballots of Special Electors were intermixed (Rule 93, of the Election (Amendment) Rules, 1986).

Elections to the House of Representatives, 2000

ELECTORAL DISTRICT OF POINT FORTIN

POLLING DIVISION	POLLING STATION	VOTES CAST FOR EACH CANDIDATE		REJECTED BALLOTS	VOTES CAST	ELECTORAL LIST
Number	Address	ACHONG LAWRENCE P.N.M.	LASSE VINCENT D. U.N.C.	Number at each Polling Station	Number at each Polling Station	Number of Names on List by Polling Division
	TOTALS BROUGHT FORWARD	4,691	1,445	34	6,170	9,462
4735	POINT FORTIN VOCATIONAL SCHOOL VOLUNTEER ROAD POINT FORTIN	218	74	1	293	484
4740	POINT FORTIN VOCATIONAL SCHOOL VOLUNTEER ROAD POINT FORTIN	93	57	1	151	299
4745	POINT FORTIN A.S.J.A. SCHOOL BRYCE ROAD POINT FORTIN	89	44	0	133	205
4750	POINT FORTIN A.S.J.A. SCHOOL BRYCE ROAD POINT FORTIN	318	93	0	411	729
4755-01	POINT FORTIN JUNIOR SEC SCHOOL REID ROAD POINT FORTIN	262	89	0	351	1,031
4755-02	POINT FORTIN JUNIOR SEC SCHOOL REID ROAD POINT FORTIN	186	120	1	307	
4756	POINT FORTIN JUNIOR SEC SCHOOL REID ROAD POINT FORTIN	145	57	1	203	356
	TOTALS CARRIED FORWARD	6,002	1,979	38	8,019	12,566

POLLING DIVISION	POLLING STATION	VOTES CAST FOR EACH CANDIDATE		REJECTED BALLOTS	VOTES CAST	ELECTORAL LIST
Number	Address	ACHONG LAWRENCE P.N.M.	LASSE VINCENT D. U.N.C.	Number at each Polling Station	Number at each Polling Station	Number of Names on List by Polling Division
	TOTALS BROUGHT FORWARD	6,002	1,979	38	8,019	12,566
4760-01	EGYPT GOVERNMENT SCHOOL MAIN ROAD EGYPT VILLAGE	264	60	0	324	984
4760-02	EGYPT GOVERNMENT SCHOOL MAIN ROAD EGYPT VILLAGE	222	57	5	284	
4765-01	POINT FORTIN JUNIOR SEC SCHOOL REID ROAD POINT FORTIN	238	62	5	305	1,682
4765-02	POINT FORTIN JUNIOR SEC SCHOOL REID ROAD POINT FORTIN	286	103	2	391	
4765-03	POINT FORTIN JUNIOR SEC SCHOOL REID ROAD POINT FORTIN	270	96	1	367	
4770	FANNY VILLAGE GOVERNMENT SCHOOL DAM ROAD FANNY VILLAGE, POINT FORTIN	185	79	1	265	462
4775-01	FANNY VILLAGE GOVERNMENT SCHOOL DAM ROAD FANNY VILLAGE, POINT FORTIN	249	107	0	356	1,042
	TOTALS CARRIED FORWARD	7,716	2,543	52	10,311	16,736

Elections to the House of Representatives, 2000

ELECTORAL DISTRICT OF POINT FORTIN

POLLING DIVISION	POLLING STATION	VOTES CAST FOR EACH CANDIDATE		REJECTED BALLOTS	VOTES CAST	ELECTORAL LIST
Number	Address	ACHONG LAWRENCE P.N.M.	LASSE VINCENT D. U.N.C.	Number at each Polling Station	Number at each Polling Station	Number of Names on List by Polling Division
	TOTALS BROUGHT FORWARD	7,716	2,543	52	10,311	16,736
4775-02	FANNY VILLAGE GOVERNMENT SCHOOL DAM ROAD FANNY VILLAGE, POINT FORTIN	132	158	1	291	
4780-01	FANNY VILLAGE GOVERNMENT SCHOOL DAM ROAD FANNY VILLAGE, POINT FORTIN	193	59	0	252	902
4780-02	FANNY VILLAGE GOVERNMENT SCHOOL DAM ROAD FANNY VILLAGE, POINT FORTIN	205	101	3	309	
4781	FANNY VILLAGE GOVERNMENT SCHOOL DAM ROAD FANNY VILLAGE, POINT FORTIN	120	66	1	187	297
4785	CAP-DE-VILLE GOVERNMENT SCHOOL ERIN ROAD CAP-DE-VILLE	195	179	0	374	559
4790-01	CAP-DE-VILLE COMMUNITY CENTRE ERIN ROAD CAP-DE-VILLE	294	211	1	506	1,511
4790-02	CAP-DE-VILLE COMMUNITY CENTRE ERIN ROAD CAP-DE-VILLE	197	241	3	441	
	TOTALS CARRIED FORWARD	9,052	3,558	61	12,671	20,005

ELECTORAL DISTRICT OF POINT FORTIN

POLLING DIVISION	POLLING STATION	VOTES CAST FOR EACH CANDIDATE		REJECTED BALLOTS	VOTES CAST	ELECTORAL LIST
Number	Address	ACHONG LAWRENCE P.N.M.	LASSE VINCENT D. U.N.C.	Number at each Polling Station	Number at each Polling Station	Number of Names on List by Polling Division
	TOTALS BROUGHT FORWARD	9,052	3,558	61	12,671	20,005
4795	CHATHAM GOVERNMENT SCHOOL CHATHAM ROAD CHATHAM	103	246	0	349	471
4800	CHATHAM GOVERNMENT SCHOOL CHATHAM ROAD CHATHAM	151	161	0	312	490
4805	SOUTHERN CENTRAL A.C. SCHOOL SOUTHERN MAIN ROAD COROMANDEL.	20	436	4	460	592
4810-01	GRANVILLE R.C. SCHOOL SYFOO TRACE GRANVILLE.	29	390	2	421	1,052
4810-02	GRANVILLE R.C. SCHOOL SYFOO TRACE GRANVILLE.	13	383	2	398	
4815-01	CEDROS A.C. SCHOOL SOUTHERN MAIN ROAD BONASSE VILLAGE	114	206	1	321	822
4815-02	CEDROS A.C. SCHOOL SOUTHERN MAIN ROAD BONASSE VILLAGE	86	206	1	293	
	TOTALS CARRIED FORWARD	9,568	5,586	71	15,225	23,432

Elections to the House of Representatives, 2000

ELECTORAL DISTRICT OF POINT FORTIN

POLLING DIVISION	POLLING STATION	VOTES CAST FOR EACH CANDIDATE		REJECTED BALLOTS	VOTES CAST	ELECTORAL LIST
Number	Address	ACHONG LAWRENCE P.N.M.	LASSE VINCENT D. U.N.C.	Number at each Polling Station	Number at each Polling Station	Number of Names on List by Polling Division
	TOTALS BOUGHT FORWARD	9,568	5,586	71	15,225	23,432
4820	CEDROS A.C. SCHOOL SOUTHERN MAIN ROAD BONASSE VILLAGE	52	267	1	320	431
4825	CEDROS GOVERNMENT SCHOOL BONASSE VILLAGE CEDROS	96	341	1	438	584
4830	LOCHMABEN R.C. SCHOOL PERSEVERANCE ROAD FULLERTON VILLAGE, CEDROS	111	328	8	447	614
4835	LOCHMABEN R.C. SCHOOL PERSEVERANCE ROAD FULLERTON VILLAGE, CEDROS	25	140	2	167	201
4840	ICACOS GOVERNMENT SCHOOL ICACOS MAIN ROAD ICACOS VILLAGE	74	354	3	431	610
	TOTALS	9,926	7,016	86	17,028	25,872

I hereby certify that the foregoing is a Statement of the Poll showing the number of votes cast for each Candidate, and do on this 11th day of December, 2000 declare LAWRENCE ACHONG elected.

CLYDE PAUL
Returning Officer
Electoral District of POINT FORTIN

Elections to the House of Representatives, 2000

ELECTORAL DISTRICT OF POINTE-A-PIERRE

POLLING DIVISION	POLLING STATION	VOTES CAST FOR EACH CANDIDATE		REJECTED BALLOTS	VOTES CAST	ELECTORAL LIST
Number	Address	CHAFFAN WILLIAM B. U.N.C.	KHAN FARAD P.N.M.	Number at each Polling Station	Number at each Polling Station	Number of Names on List by Polling Division
3228-01	CLAXTON BAY JUNIOR A.C. SCHOOL CEDAR HILL ROAD CLAXTON BAY	218	128	0	346	919
3228-02	CLAXTON BAY JUNIOR A.C. SCHOOL CEDAR HILL ROAD CLAXTON BAY	176	91	2	269	
3230-01	CLAXTON BAY SENIOR A.C. SCHOOL SCHOOL STREET CLAXTON BAY	249	240	1	490	1,478
3230-02	CLAXTON BAY SENIOR A.C. SCHOOL SCHOOL STREET CLAXTON BAY	346	156	1	503	
3235-01	CLAXTON BAY SENIOR A.C. SCHOOL SCHOOL STREET CLAXTON BAY	236	109	0	345	979
3235-02	CLAXTON BAY SENIOR A.C. SCHOOL SCHOOL STREET CLAXTON BAY	278	96	3	377	
3285-01	MACAULAY GOVERNMENT SCHOOL HERMITAGE ROAD HERMITAGE VILLAGE, CLAXTON BAY	448	75	1	524	907
	TOTALS CARRIED FORWARD	1,951	895	8	2,854	4,283

Elections to the House of Representatives, 2000
ELECTORAL DISTRICT OF POINTE-A-PIERRE

POLLING DIVISION	POLLING STATION	VOTES CAST FOR EACH CANDIDATE		REJECTED BALLOTS	VOTES CAST	ELECTORAL LIST
Number	Address	CHAITAN WILLIAM B. U.N.C.	KHAN FARAD P.N.M.	Number at each Polling Station	Number at each Polling Station	Number of Names on List by Polling Division
	TOTALS BROUGHT FORWARD	1,951	895	8	2,854	4,283
3285-02	CARATAL R.C. SCHOOL GASPARILLO CARATAL ROAD CARATAL	86	69	0	155	
3290	CARATAL #2 COMMUNITY CENTRE GASPARILLO CARATAL ROAD CARATAL	107	369	4	480	733
3295	UNION PRESBYTERIAN SCHOOL HERMITAGE ROAD CLAXTON BAY	491	46	2	539	722
3296-01	UNION PRESBYTERIAN SCHOOL HERMITAGE ROAD CLAXTON BAY	186	135	0	321	957
3296-02	UNION PRESBYTERIAN SCHOOL HERMITAGE ROAD CLAXTON BAY	337	91	2	430	
3300-01	MACAULAY GOVERNMENT SCHOOL HERMITAGE ROAD, HERMITAGE V'GE CLAXTON BAY	293	30	1	324	820
3300-02	MACAULAY GOVERNMENT SCHOOL HERMITAGE ROAD, HERMITAGE V'GE CLAXTON BAY	304	15	0	319	
	TOTALS CARRIED FORWARD	3,755	1,650	17	5,422	7,515

Elections to the House of Representatives, 2000
ELECTORAL DISTRICT OF POINTE-A-PIERRE

POLLING DIVISION	POLLING STATION	VOTES CAST FOR EACH CANDIDATE		REJECTED BALLOTS	VOTES CAST	ELECTORAL LIST
Number	Address	CHAITAN WILLIAM B. U.N.C.	KHAN FARAD P.N.M.	Number at each Polling Station	Number at each Polling Station	Number of Names on List by Polling Division
	TOTALS BROUGHT FORWARD	3,844	1,849	18	5,711	8,421
3305-01	UNION/CLAXTON BAY SNR COMP SCHOOL. SOUTHERN MAIN ROAD ST MARGARET'S VGE C/BAY	89	199	1	289	906
3305-02	UNION/CLAXTON BAY SNR COMP SCHOOL. SOUTHERN MAIN ROAD ST MARGARET'S VGE C/BAY	160	121	5	286	
3310-01	ST MARGARET'S COMMUNITY CENTRE HERMITAGE ROAD ST MARGARET'S ROAD	209	241	0	450	1,267
3310-02	ST MARGARET'S COMMUNITY CENTRE HERMITAGE ROAD ST MARGARET'S ROAD	239	188	3	430	
3315	ST MARGARET'S GOVERNMENT SCHOOL. ST MARGARET'S OLD ROAD CLAXTON BAY	299	181	5	485	752
3320	ST PETERS R.C. CHURCH ANNEXE SOUTHERN MAIN ROAD POINTE-A-PIERRE	23	26	0	49	93
3325	POINTE-A-PIERRE GOVT SPECIAL SCHOOL. CASUARINA DRIVE PETROTRIN, POINTE-A-PIERRE	64	52	0	116	201
merged 3330	POINTE-A-PIERRE GOVT SPECIAL SCHOOL. CASUARINA DRIVE PETROTRIN, POINTE-A-PIERRE	60	52	0	112	199
	TOTALS CARRIED FORWARD	4,987	2,909	32	7,928	11,839

Elections to the House of Representatives, 2000

ELECTORAL DISTRICT OF POINTE-A-PIERRE

POLLING DIVISION	POLLING STATION	VOTES CAST FOR EACH CANDIDATE		REJECTED BALLOTS	VOTES CAST	ELECTORAL LIST
Number	Address	CHAITAN WILLIAM B. U.N.C.	KHAN FARAD P.N.M.	Number at each Polling Station	Number at each Polling Station	Number of Names on List by Polling Division
	TOTALS BROUGHT FORWARD	4,898	2,710	31	7,639	10,933
3331-01	PLAISANCE REGIONAL COMPLEX LONG CIRCULAR RD. PLAISANCE PK. POINTE-A-PIERRE	67	285	8	352	1,102
3331-02	PLAISANCE REGIONAL COMPLEX LONG CIRCULAR RD. PLAISANCE PK. POINTE-A-PIERRE	65	271	2	338	
3335-01	GASPARILLO HINDU SCHOOL RAMSAWAK MAHARAJ TRACE GASPARILLO	143	237	5	385	1,201
3335-02	GASPARILLO HINDU SCHOOL RAMSAWAK MAHARAJ TRACE GASPARILLO	202	185	2	389	
*3340	VOS GOVERNMENT SCHOOL CHARLES STREET SOUTH GASPARILLO	365	325	3	693	518
3341	VOS GOVERNMENT SCHOOL CHARLES STREET SOUTH GASPARILLO	364	124	2	490	709
3345	VOS GOVERNMENT SCHOOL CHARLES STREET SOUTH GASPARILLO	344	106	2	452	709
	TOTALS CARRIED FORWARD	6,448	4,243	47	10,738	15,172

* Polling Station where the ballots of Special Electors were intermixed (Rule 93, of the Election (Amendment) Rules, 1986).

Elections to the House of Representatives, 2000
ELECTORAL DISTRICT OF POINTE-A-PIERRE

POLLING DIVISION	POLLING STATION	VOTES CAST FOR EACH CANDIDATE		REJECTED BALLOTS	VOTES CAST	ELECTORAL LIST
Number	Address	CHAITAN WILLIAM B. U.N.C.	KHAN FARAD P.N.M.	Number at each Polling Station	Number at each Polling Station	Number of Names on List by Polling Division
	TOTALS BROUGHT FORWARD	6,448	4,243	47	10,738	15,172
3366	REFORM COMMUNITY CENTRE GUARACARA-TABAQUITE ROAD REFORM VILLAGE	472	33	0	505	683
3367	REFORM PRESBYTERIAN SCHOOL GUARACARA-TABAQUITE ROAD REFORM VILLAGE	240	20	3	263	367
3370	REFORM HINDU SCHOOL GUARACARA-TABAQUITE ROAD REFORM VILLAGE	259	10	0	269	375
3950	PALMYRA (S.D.M.S.) HINDU SCHOOL NAPARIMA-MAYARO ROAD PALMYRA VILLAGE	355	59	0	414	664
3955-01	HARMONY HALL PRESBYTERIAN SCHOOL UNION ROAD MARABELLA	207	152	3	362	1,127
3955-02	HARMONY HALL PRESBYTERIAN SCHOOL UNION ROAD MARABELLA	310	103	5	418	
3960-01	HARMONY HALL PRESBYTERIAN SCHOOL UNION ROAD MARABELLA	92	263	0	355	1,165
	TOTALS CARRIED FORWARD	8,383	4,883	58	13,324	19,553

Elections to the House of Representatives, 2000
ELECTORAL DISTRICT OF POINTE-A-PIERRE

POLLING DIVISION	POLLING STATION	VOTES CAST FOR EACH CANDIDATE		REJECTED BALLOTS	VOTES CAST	ELECTORAL LIST
Number	Address	CHAITAN WILLIAM B. U.N.C.	KHAN FARAD P.N.M.	Number at each Polling Station	Number at each Polling Station	Number of Names on List by Polling Division
	TOTALS BROUGHT FORWARD	8,383	4,883	58	13,324	19,553
3968-02	HARMONY HALL PRESBYTERIAN SCHOOL UNION ROAD MARABELLA	173	239	1	413	
3961	MARABELLA UNITED FRIENDLY SOCIETY HALL PREVATT STREET MARABELLA	148	157	0	305	535
3962-01	MARABELLA COMMUNITY CENTRE MARKET STREET MARABELLA	126	144	3	273	886
3962-02	MARABELLA COMMUNITY CENTRE MARKET STREET MARABELLA	162	137	0	299	
3965	HARMONY HALL PRESBYTERIAN SCHOOL UNION ROAD MARABELLA	102	212	1	315	551
3970	MARABELLA UNITED FRIENDLY SOCIETY HALL PREVATT STREET MARABELLA	137	211	0	348	600
3971-01	MARABELLA EVANGELICAL CHURCH ANNEXE 63, BATTOO STREET MARABELLA	133	233	0	366	1,149
	TOTALS CARRIED FORWARD	9,364	6,216	63	15,643	23,274

ELECTORAL DISTRICT OF POINTE-A-PIERRE

POLLING DIVISION	POLLING STATION	VOTES CAST FOR EACH CANDIDATE		REJECTED BALLOTS	VOTES CAST	ELECTORAL LIST
Number	Address	CHAITAN WILLIAM B. U.N.C.	KHAN FARAD P.N.M.	Number at each Polling Station	Number at each Polling Station	Number of Names on List by Polling Division
	TOTALS BROUGHT FORWARD	9,364	6,216	63	15,643	23,274
3971-02	MARABELLA EVANGELICAL CHURCH ANNEXE 63, BATTOO STREET MARABELLA	151	193	0	344	
3980-01	MARABELLA GOVERNMENT PRIMARY SCHOOL FAHEY AVENUE, UNION PARK EAST MARABELLA	166	124	0	290	951
3980-02	MARABELLA GOVERNMENT PRIMARY SCHOOL FAHEY AVENUE, UNION PARK EAST MARABELLA	239	73	0	312	
3985-01	MARABELLA COMMUNITY CENTRE MARKET STREET MARABELLA	273	119	1	393	1,180
3985-02	MARABELLA COMMUNITY CENTRE MARKET STREET MARABELLA	288	96	0	384	
3987-01	SAN FERNANDO TECHNICAL INSTITUTE TAROUBA LINK ROAD SAN FERNANDO	302	16	0	318	879
3987-02	SAN FERNANDO TECHNICAL INSTITUTE TAROUBA LINK ROAD SAN FERNANDO	341	10	1	352	
	TOTALS	11,124	6,847	65	18,036	26,284

I hereby certify that the foregoing is a Statement of the Poll showing the number of votes cast for each Candidate, and do on this 13th day of December, 2000
declare WILLIAM CHAITAN elected.

AUGUSTINE CASIMIRE
Returning Officer
Electoral District of POINTE-A-PIERRE

Elections to the House of Representatives, 2000

ELECTORAL DISTRICT OF PORT OF SPAIN NORTH / ST ANNS WEST

POLLING DIVISION	POLLING STATION	VOTES CAST FOR EACH CANDIDATE		REJECTED BALLOTS	VOTES CAST	ELECTORAL LIST
Number	Address	AWAI, ELIZABETH U.N.C.	RAHAEL, JOHN P.N.M.	Number at each Polling Station	Number at each Polling Station	Number of Names on List by Polling Division
0200	QUEEN'S ROYAL COLLEGE MARAVAL ROAD ST CLAIR	113	263	2	378	605
0385	NEWTOWN BOYS' R.C. SCHOOL 18-20 MARAVAL ROAD NEWTOWN	59	79	1	139	231
*0390	QUEEN'S ROYAL COLLEGE MARAVAL ROAD ST CLAIR	74	421	0	495	200
0395	QUEEN'S ROYAL COLLEGE MARAVAL ROAD ST CLAIR	101	112	2	215	434
0400	NEWTOWN BOYS' R.C. SCHOOL 18-20 MARAVAL ROAD NEWTOWN	75	173	0	248	480
0450	TRANQUILLITY GOV'T SECONDARY SCHOOL VICTORIA AVENUE PORT OF SPAIN	52	127	0	179	408
0500	ROSARY BOYS' R.C. SCHOOL PARK STREET PORT OF SPAIN	67	102	1	170	408
	TOTALS CARRIED FORWARD	541	1,277	6	1,824	2,766

* Polling Station where the ballots of Special Electors were intermixed (Rule 93, of the Election (Amendment) Rules, 1986).

ELECTORAL DISTRICT OF PORT OF SPAIN NORTH / ST ANNS WEST

POLLING DIVISION	POLLING STATION	VOTES CAST FOR EACH CANDIDATE		REJECTED BALLOTS	VOTES CAST	ELECTORAL LIST
Number	Address	AWAI, ELIZABETH U.N.C.	RAHAEL JOHN P.N.M.	Number at each Polling Station	Number at each Polling Station	Number of Names on List by Polling Division
	TOTALS BROUGHT FORWARD	541	1,277	6	1,824	2,766
0505	ROSARY BOYS' R.C. SCHOOL PARK STREET PORT OF SPAIN	17	39	2	58	203
0665	BASILON STREET YOUTH CENTRE BASILON STREET PORT OF SPAIN	20	118	2	140	267
0670	ST HILDA'S GOVERNMENT PRIMARY SCHOOL QUARRY STREET PORT OF SPAIN	11	88	0	99	209
0675	ST HILDA'S GOVERNMENT PRIMARY SCHOOL QUARRY STREET PORT OF SPAIN	10	103	1	114	243
0680	BASILON STREET YOUTH CENTRE BASILON STREET PORT OF SPAIN	16	123	3	142	308
0685	ST HILDA'S GOVERNMENT PRIMARY SCHOOL QUARRY STREET PORT OF SPAIN	7	93	0	100	254
	TOTALS CARRIED FORWARD	622	1,841	14	2,477	4,250

Elections to the House of Representatives, 2000

ELECTORAL DISTRICT OF PORT OF SPAIN NORTH / ST ANNS WEST

POLLING DIVISION	POLLING STATION	VOTES CAST FOR EACH CANDIDATE		REJECTED BALLOTS	VOTES CAST	ELECTORAL LIST
Number	Address	AWAL, ELIZABETH U.N.C.	RAHAEL JOHN P.N.M.	Number at each Polling Station	Number at each Polling Station	Number of Names on List by Polling Division
	TOTALS BROUGHT FORWARD	622	1,841	14	2,477	4,250
0690	ST HILDA'S GOVERNMENT PRIMARY SCHOOL QUARRY STREET PORT OF SPAIN	19	193	0	212	447
0695	ESCALLIER A.C. SCHOOL LANGE STREET GONZALES, BELMONT	18	227	2	247	490
0710	ESCALLIER A.C. SCHOOL LANGE STREET GONZALES, BELMONT	11	127	0	138	323
0715	ST HILDA'S GOVERNMENT PRIMARY SCHOOL QUARRY STREET PORT OF SPAIN	11	81	2	94	212
0720	ST ANNS CHURCH OF SCOTLAND CHURCH HALL 14 OXFORD STREET, P.O.S.	18	95	0	113	229
0725	ST HILDA'S GOVERNMENT PRIMARY SCHOOL QUARRY STREET PORT OF SPAIN	25	163	1	189	417
0730	GLOSTER LODGE MORAVIAN SCHOOL GLOSTER LODGE ROAD PORT OF SPAIN	23	119	0	142	261
	TOTALS CARRIED FORWARD	747	2,846	19	3,612	6,629

ELECTORAL DISTRICT OF PORT OF SPAIN NORTH / ST ANNS WEST

POLLING DIVISION	POLLING STATION	VOTES CAST FOR EACH CANDIDATE		REJECTED BALLOTS	VOTES CAST	ELECTORAL LIST
Number	Address	AWAL, ELIZABETH U.N.C.	RAHAEL JOHN P.N.M.	Number at each Polling Station	Number at each Polling Station	Number of Names on List by Polling Division
	TOTALS BROUGHT FORWARD	747	2,846	19	3,612	6,629
0735	GLOSTER LODGE MORAVIAN SCHOOL GLOSTER LODGE ROAD PORT OF SPAIN	12	126	0	138	281
0740	GLOSTER LODGE MORAVIAN SCHOOL GLOSTER LODGE ROAD PORT OF SPAIN	23	116	1	140	270
0745	CARMEL FORUM 30 BELMONT CIRCULAR ROAD BELMONT	17	112	0	129	252
0755	ST MARTIN'S GIRLS' SECONDARY SCHOOL 59 BELLE EAU ROAD PORT OF SPAIN	26	131	0	157	306
0760	ST MARTIN'S GIRLS' SECONDARY SCHOOL 59 BELLE EAU ROAD PORT OF SPAIN	15	151	1	167	333
0765	CARMEL FORUM 30 BELMONT CIRCULAR ROAD BELMONT	8	90	2	100	187
merged						
0770	CARMEL FORUM 30 BELMONT CIRCULAR ROAD BELMONT	17	135	0	152	289
	TOTALS CARRIED FORWARD	865	3,707	23	4,595	8,547

Elections to the House of Representatives, 2000

ELECTORAL DISTRICT OF PORT OF SPAIN NORTH / ST ANNS WEST

POLLING DIVISION	POLLING STATION	VOTES CAST FOR EACH CANDIDATE		REJECTED BALLOTS	VOTES CAST	ELECTORAL LIST
Number	Address	AWAI, ELIZABETH U.N.C.	RAHAEL JOHN P.N.M.	Number at each Polling Station	Number at each Polling Station	Number of Names on List by Polling Division
	TOTALS BROUGHT FORWARD	865	3,707	23	4,595	8,547
0775	BELMONT BOYS' SECONDARY SCHOOL 34A BELMONT CIRCULAR ROAD BELMONT	15	99	0	114	241
0780	HOLY NAME CONVENT CHARLOTTE STREET PORT OF SPAIN	27	294	2	323	541
0785	HOLY NAME CONVENT CHARLOTTE STREET PORT OF SPAIN	31	95	0	126	280
0790	BELMONT BOYS' SECONDARY SCHOOL 34A BELMONT CIRCULAR ROAD BELMONT	34	90	1	125	254
0795	BELMONT BOYS' SECONDARY SCHOOL 34A BELMONT CIRCULAR ROAD BELMONT	42	278	0	320	653
0800	ST MARTIN'S GIRLS' SECONDARY SCHOOL 59 BELLE EAU ROAD PORT OF SPAIN	16	157	0	173	324
0805	ST FRANCOIS GIRLS' COLLEGE ST FRANCOIS VALLEY ROAD BELMONT	41	233	1	275	508
	TOTALS CARRIED FORWARD	1,071	4,953	27	6,051	11,348

ELECTORAL DISTRICT OF PORT OF SPAIN NORTH / ST ANNS WEST

POLLING DIVISION	POLLING STATION	VOTES CAST FOR EACH CANDIDATE		REJECTED BALLOTS	VOTES CAST	ELECTORAL LIST
Number	Address	AWAL, ELIZABETH U.N.C.	RAHAEL JOHN P.N.M.	Number at each Polling Station	Number at each Polling Station	Number of Names on List by Polling Division
	TOTALS BROUGHT FORWARD	1,071	4,953	27	6,051	11,348
0810	ST FRANCOIS GIRLS' COLLEGE ST FRANCOIS VALLEY ROAD BELMONT	45	263	1	309	601
0820	ST MARGARET'S E.C. SCHOOL ST. MARGARET'S LANE BELMONT	47	107	0	154	259
0823	HOLY NAME CONVENT CHARLOTTE STREET PORT OF SPAIN	31	105	0	136	277
0825	HOLY NAME CONVENT CHARLOTTE STREET PORT OF SPAIN	23	101	0	124	266
0830	HOLY NAME CONVENT CHARLOTTE STREET PORT OF SPAIN	45	99	1	145	286
0835	BELMONT JUNIOR SECONDARY SCHOOL BELMONT CIRCULAR ROAD BELMONT	32	132	0	164	347
	TOTALS CARRIED FORWARD	1,294	5,760	29	7,083	13,384

ELECTORAL DISTRICT OF PORT OF SPAIN NORTH / ST ANNS WEST

POLLING DIVISION	POLLING STATION	VOTES CAST FOR EACH CANDIDATE		REJECTED BALLOTS	VOTES CAST	ELECTORAL LIST
Number	Address	AWAL, ELIZABETH U.N.C.	RAHAEL, JOHN P.N.M.	Number at each Polling Station	Number at each Polling Station	Number of Names on List by Polling Division
	TOTALS BROUGHT FORWARD	1,294	5,760	29	7,083	13,384
0840	BELMONT JUNIOR SECONDARY SCHOOL BELMONT CIRCULAR ROAD BELMONT	34	116	1	151	294
0845	BELMONT BOYS' R.C. SCHOOL BELMONT CIRCULAR ROAD BELMONT	27	121	0	148	297
0850	BELMONT BOYS' R.C. SCHOOL BELMONT CIRCULAR ROAD BELMONT	32	155	1	188	351
0855	BELMONT BOYS' R.C. SCHOOL BELMONT CIRCULAR ROAD BELMONT	33	130	0	163	262
0860	BELMONT GIRLS' R.C. SCHOOL CLIFFORD STREET BELMONT	32	167	4	203	401
0865	BELMONT GIRLS' R.C. SCHOOL CLIFFORD STREET BELMONT	44	130	9	183	366
0870	BELMONT GIRLS' R.C. SCHOOL CLIFFORD STREET BELMONT	134	241	0	375	697
	TOTALS CARRIED FORWARD	1,630	6,820	44	8,494	16,052

Elections to the House of Representatives, 2000

ELECTORAL DISTRICT OF PORT OF SPAIN NORTH / ST ANNS WEST

POLLING DIVISION	POLLING STATION	VOTES CAST FOR EACH CANDIDATE		REJECTED BALLOTS	VOTES CAST	ELECTORAL LIST
Number	Address	AWAI, ELIZABETH U.N.C.	RAHAEL JOHN P.N.M.	Number at each Polling Station	Number at each Polling Station	Number of Names on List by Polling Division
	TOTALS BROUGHT FORWARD	1,630	6,820	44	8,494	16,052
0875	BELMONT JUNIOR SECONDARY SCHOOL BELMONT CIRCULAR ROAD BELMONT	12	103	0	115	225
0880	BELMONT JUNIOR SECONDARY SCHOOL BELMONT CIRCULAR ROAD BELMONT	39	145	0	184	344
0885	BELMONT GOVERNMENT PRIMARY SCHOOL 138 BELMONT CIRCULAR ROAD BELMONT	71	102	0	173	307
0890	BELMONT GOVERNMENT PRIMARY SCHOOL 138 BELMONT CIRCULAR ROAD BELMONT	37	51	0	88	184
0895	BELMONT GOVERNMENT PRIMARY SCHOOL 138 BELMONT CIRCULAR ROAD BELMONT	51	115	0	166	377
0900-01	COMMUNITY WORKSHOP LA FANTASIE ROAD ST ANNS	51	225	2	278	1,110
0900-02	COMMUNITY WORKSHOP LA FANTASIE ROAD ST ANNS	47	214	0	261	
	TOTALS CARRIED FORWARD	1,938	7,775	46	9,759	18,599

Elections to the House of Representatives, 2000

ELECTORAL DISTRICT OF PORT OF SPAIN NORTH / ST ANNS WEST

POLLING DIVISION	POLLING STATION	VOTES CAST FOR EACH CANDIDATE		REJECTED BALLOTS	VOTES CAST	ELECTORAL LIST
Number	Address	AWAI, ELIZABETH U.N.C.	RAHAEL JOHN P.N.M.	Number at each Polling Station	Number at each Polling Station	Number of Names on List by Polling Division
	TOTALS BROUGHT FORWARD	1,938	7,775	46	9,759	18,599
0905-01	COMMUNITY WORKSHOP LA FANTASIE ROAD ST ANNS	63	202	1	266	1,015
0905-02	COMMUNITY WORKSHOP LA FANTASIE ROAD ST ANNS	74	220	0	294	
0910	SCHOOL FOR THE DEAF 19 CASCADE ROAD CASCADE.	98	257	0	355	722
0915-01	BISHOP ANSTEY JUNIOR SCHOOL MONTE CRISTO ARIAPITA ROAD,ST ANNS	42	288	2	332	1,129
0915-02	BISHOP ANSTEY JUNIOR SCHOOL MONTE CRISTO ARIAPITA ROAD,ST ANNS	64	229	0	293	
	TOTALS CARRIED FORWARD	2,279	8,971	49	11,299	21,465

ELECTORAL DISTRICT OF PORT OF SPAIN NORTH / ST ANNS WEST

POLLING DIVISION	POLLING STATION	VOTES CAST FOR EACH CANDIDATE		REJECTED BALLOTS	VOTES CAST	ELECTORAL LIST
Number	Address	AWAI, ELIZABETH U.N.C.	RAHAEL JOHN P.N.M.	Number at each Polling Station	Number at each Polling Station	Number of Names on List by Polling Division
	TOTALS BROUGHT FORWARD	2,279	8,971	49	11,299	21,465
0960	SCHOOL FOR THE DEAF 19 CASCADE ROAD CASCADE	100	218	1	319	601
0965-01	BELMONT GOVERNMENT PRIMARY SCHOOL 138, BELMONT CIRCULAR ROAD BELMONT	37	218	0	255	1,007
0965-02	BELMONT GOVERNMENT PRIMARY SCHOOL 138, BELMONT CIRCULAR ROAD BELMONT	46	167	0	213	
0970	MARYLAND R.C. SCHOOL UPPER ST FRANCOIS VALLEY ROAD BELMONT	15	244	3	262	566
0975	ST. FRANCOIS GIRLS' COLLEGE ST. FRANCOIS VALLEY ROAD BELMONT	96	281	1	378	753
	TOTALS	2,573	10,099	54	12,726	24,392

I hereby certify that the foregoing is a Statement of the Poll showing the number of votes cast for each Candidate, and do on this 11th day of December, 2000 declare JOHN RAHAEL elected.

BARBARA RAYMOND
Returning Officer
Electoral District of PORT OF SPAIN NORTH/ST. ANN'S WEST

Elections to the House of Representatives, 2000

ELECTORAL DISTRICT OF PORT OF SPAIN SOUTH

POLLING DIVISION	POLLING STATION	VOTES CAST FOR EACH CANDIDATE		REJECTED BALLOTS	VOTES CAST	ELECTORAL LIST
Number	Address	RODRIGUEZ-MARTINEZ GIOMAR U.N.C.	WILLIAMS, ERIC A. P.N.M.	Number at each Polling Station	Number at each Polling Station	Number of Names on List by Polling Division
0245	MUCURAPO BOYS' R.C. SCHOOL, GEORGE CABRAL STREET ST JAMES	83	310	0	393	733
0250	ST JAMES MEDICAL COMPLEX WESTERN MAIN ROAD ST JAMES	0	12	3	15	103
0255	ST JAMES MEDICAL COMPLEX WESTERN MAIN ROAD ST JAMES	60	82	2	144	282
0260	POLYTECHNIC EDUCATIONAL CENTRE ETHEL STREET ST JAMES	146	85	0	231	395
0265	POLYTECHNIC EDUCATIONAL CENTRE ETHEL STREET ST JAMES	143	180	3	326	560
0270	MUCURAPO BOYS' R.C. SCHOOL GEORGE CABRAL STREET ST JAMES	75	65	0	140	269
0275	MUCURAPO BOYS' R.C. SCHOOL GEORGE CABRAL STREET ST JAMES	104	92	1	197	340
	TOTALS CARRIED FORWARD	611	826	9	1,446	2,682

Elections to the House of Representatives, 2000

ELECTORAL DISTRICT OF PORT OF SPAIN SOUTH

POLLING DIVISION	POLLING STATION	VOTES CAST FOR EACH CANDIDATE		REJECTED BALLOTS	VOTES CAST	ELECTORAL LIST
Number	Address	RODRIGUEZ-MARTINEZ GIOMAR U.N.C.	WILLIAMS, ERIC A. P.N.M.	Number at each Polling Station	Number at each Polling Station	Number of Names on List by Polling Division
	TOTALS BROUGHT FORWARD	611	826	9	1,446	2,682
0280	MUCURAPO BOYS' R.C. SCHOOL GEORGE CABRAL STREET ST JAMES	76	108	1	185	358
0285	MUCURAPO GIRLS' R.C. SCHOOL WESTERN MAIN ROAD ST JAMES	90	60	1	151	268
0290	ST JAMES SECONDARY SCHOOL PANKA STREET ST JAMES	99	116	0	215	367
0295	ST JAMES SECONDARY SCHOOL PANKA STREET ST JAMES	67	104	0	171	338
0300	MUCURAPO GIRLS' R.C. SCHOOL WESTERN MAIN ROAD ST JAMES	118	93	3	214	336
0305	MUCURAPO GIRLS' R.C. SCHOOL WESTERN MAIN ROAD ST JAMES	76	132	1	209	374
0310	MUCURAPO GIRLS' R.C. SCHOOL WESTERN MAIN ROAD ST JAMES	77	119	0	196	348
	TOTALS CARRIED FORWARD	1,214	1,558	15	2,787	5,071

Elections to the House of Representatives, 2000

ELECTORAL DISTRICT OF PORT OF SPAIN SOUTH

POLLING DIVISION	POLLING STATION	VOTES CAST FOR EACH CANDIDATE		REJECTED BALLOTS	VOTES CAST	ELECTORAL LIST
Number	Address	RODRIGUEZ-MARTINEZ GIOMAR U.N.C.	WILLIAMS, ERIC A. P.N.M.	Number at each Polling Station	Number at each Polling Station	Number of Names on List by Polling Division
	TOTALS BROUGHT FORWARD	1,214	1,558	15	2,787	5,071
0315	MUCURAPO GIRLS' R.C. SCHOOL WESTERN MAIN ROAD ST JAMES	68	89	0	157	304
0320	ST JAMES SECONDARY SCHOOL PANKA STREET ST JAMES	42	72	0	114	212
0321	ST AGNES E.C. SCHOOL CLARENCE STREET ST JAMES	62	90	0	152	295
0325	ST AGNES E.C. SCHOOL CLARENCE STREET ST JAMES	88	91	1	180	320
0330	WOODBROOK PRESBYTERIAN SCHOOL COR. POLE CAREW ST & TRAGARETE RD PORT OF SPAIN	72	106	1	179	347
0335	ST THERESA'S GIRLS' R.C. SCHOOL PETRA STREET WOODBROOK	81	162	0	243	406
0340	ST CRISPIN'S E.C. SCHOOL ARIAPITA AVENUE WOODBROOK	97	164	0	261	436
	TOTALS CARRIED FORWARD	1,724	2,332	17	4,073	7,391

Elections to the House of Representatives, 2000
ELECTORAL DISTRICT OF PORT OF SPAIN SOUTH

POLLING DIVISION	POLLING STATION	VOTES CAST FOR EACH CANDIDATE		REJECTED BALLOTS	VOTES CAST	ELECTORAL LIST
Number	Address	RODRIGUEZ-MARTINEZ GIOMAR U.N.C.	WILLIAMS, ERIC A. P.N.M.	Number at each Polling Station	Number at each Polling Station	Number of Names on List by Polling Division
	TOTALS BROUGHT FORWARD	1,724	2,332	17	4,073	7,391
0345	TRINITY JUNIOR SCHOOL, 5 MELBOURNE LANE PORT OF SPAIN	88	152	0	240	495
0350	ST THERESA'S GIRLS' R.C. SCHOOL PETRA STREET WOODBROOK	38	108	0	146	264
0355	ST CRISPIN'S E.C. SCHOOL ARIAPITA AVENUE WOODBROOK	62	109	0	171	325
0360	WOODBROOK PRESBYTERIAN SCHOOL COR. POLE CAREW ST & TRAGARETE RD PORT OF SPAIN	45	70	0	115	173
0365	ST THERESA'S GIRLS' R.C. SCHOOL PETRA STREET WOODBROOK	70	104	0	174	317
0370	ST CRISPIN'S E.C. SCHOOL ARIAPITA AVENUE WOODBROOK	96	93	1	190	376
0375	WOODBROOK GOV'T SECONDARY SCHOOL FRENCH STREET WOODBROOK	42	99	0	141	257
	TOTALS CARRIED FORWARD	2,165	3,067	18	5,250	9,598

Elections to the House of Representatives, 2000

ELECTORAL DISTRICT OF PORT OF SPAIN SOUTH

POLLING DIVISION	POLLING STATION	VOTES CAST FOR EACH CANDIDATE		REJECTED BALLOTS	VOTES CAST	ELECTORAL LIST
Number	Address	RODRIGUEZ-MARTINEZ GIOMAR U.N.C.	WILLIAMS. ERIC A. P.N.M.	Number at each Polling Station	Number at each Polling Station	Number of Names on List by Polling Division
	TOTALS BROUGHT FORWARD	2,165	3,067	18	5,250	9,598
0380	WOODBROOK GOV'T SECONDARY SCHOOL FRENCH STREET WOODBROOK	66	93	0	159	321
0415	WOODBROOK GOV'T SECONDARY SCHOOL FRENCH STREET WOODBROOK	48	86	0	134	298
0420	WOODBROOK GOV'T SECONDARY SCHOOL FRENCH STREET WOODBROOK	51	111	0	162	278
0425	WOODBROOK GOV'T SECONDARY SCHOOL FRENCH STREET WOODBROOK	54	184	1	239	423
0480	SOUTH-EAST P.O.S. SENIOR SEC SCHOOL 25 NELSON STREET PORT OF SPAIN	40	89	0	129	334
0530	EASTERN BOYS' GOVERNMENT SCHOOL GEORGE STREET PORT OF SPAIN	31	298	1	330	644
0535	EASTERN BOYS' GOVERNMENT SCHOOL GEORGE STREET PORT OF SPAIN	28	125	1	154	320
	TOTALS CARRIED FORWARD	2,483	4,053	21	6,557	12,216

ELECTORAL DISTRICT OF PORT OF SPAIN SOUTH

POLLING DIVISION	POLLING STATION	VOTES CAST FOR EACH CANDIDATE		REJECTED BALLOTS	VOTES CAST	ELECTORAL LIST
Number	Address	RODRIGUEZ-MARTINEZ GIOMAR U.N.C.	WILLIAMS, ERIC A. P.N.M.	Number at each Polling Station	Number at each Polling Station	Number of Names on List by Polling Division
	TOTALS BROUGHT FORWARD	2,483	4,853	21	6,557	12,216
0540	SOUTH-EAST P.O.S. SENIOR SEC SCHOOL 25 NELSON STREET PORT OF SPAIN	14	97	0	111	265
0550	SOUTH-EAST P.O.S. SENIOR SEC SCHOOL 25 NELSON STREET PORT OF SPAIN	26	158	1	185	384
0560	NELSON STREET BOYS' R.C. SCHOOL NELSON STREET PORT OF SPAIN	44	199	3	246	533
0570-01	NELSON STREET BOYS' R.C. SCHOOL NELSON STREET PORT OF SPAIN	29	232	0	261	1,160
0570-02	NELSON STREET BOYS' R.C. SCHOOL NELSON STREET PORT OF SPAIN	50	199	0	249	
0575	BETHLEHEM GIRLS' R.C. SCHOOL BESSON STREET PORT OF SPAIN	19	218	0	237	477
0580	BETHLEHEM GIRLS' R.C. SCHOOL BESSON STREET PORT OF SPAIN	16	227	1	244	525
	TOTALS CARRIED FORWARD	2,681	5,383	26	8,090	15,560

Elections to the House of Representatives, 2000

ELECTORAL DISTRICT OF PORT OF SPAIN SOUTH

POLLING DIVISION	POLLING STATION	VOTES CAST FOR EACH CANDIDATE		REJECTED BALLOTS	VOTES CAST	ELECTORAL LIST
Number	Address	RODRIGUEZ-MARTINEZ GIOMAR U.N.C.	WILLIAMS, ERIC A. P.N.M.	Number at each Polling Station	Number at each Polling Station	Number of Names on List by Polling Division
	TOTALS BROUGHT FORWARD	2,681	5,383	26	8,090	15,560
0585	BETHLEHEM GIRLS' R.C. SCHOOL BESSON STREET PORT OF SPAIN	29	149	0	178	371
0590	ST PAUL ST. MULTI-PURPOSE COMPLEX ST PAUL STREET PORT OF SPAIN	14	92	0	106	224
0595	ST PAUL ST. MULTI-PURPOSE COMPLEX ST PAUL STREET PORT OF SPAIN	23	180	0	203	470
0600	ST PAUL ST. MULTI-PURPOSE COMPLEX ST PAUL STREET PORT OF SPAIN	18	192	4	214	455
0605	ST PAUL ST. MULTI-PURPOSE COMPLEX ST PAUL STREET PORT OF SPAIN	17	133	0	150	322
0610	ST PAUL ST. MULTI-PURPOSE COMPLEX ST PAUL STREET PORT OF SPAIN	7	157	4	168	294
0615 & (merged) & 0620	PICCADILLY GOV'T PRIMARY SCHOOL PICCADILLY STREET PORT OF SPAIN	18	69	0	87	212
	PICCADILLY GOV'T PRIMARY SCHOOL PICCADILLY STREET PORT OF SPAIN	14	68	1	83	185
	TOTALS CARRIED FORWARD	2,821	6,423	35	9,279	18,093

ELECTORAL DISTRICT OF PORT OF SPAIN SOUTH

POLLING DIVISION	POLLING STATION	VOTES CAST FOR EACH CANDIDATE		REJECTED BALLOTS	VOTES CAST	ELECTORAL LIST
Number	Address	RODRIGUEZ-MARTINEZ GIOMAR U.N.C.	WILLIAMS, ERIC A. P.N.M.	Number at each Polling Station	Number at each Polling Station	Number of Names on List by Polling Division
	TOTALS BROUGHT FORWARD	2,821	6,423	35	9,279	18,093
0625 & (merged) & 0630	ROSEHILL R.C. SCHOOL LA COULEE STREET PORT OF SPAIN	7	43	0	50	155
0630	ROSEHILL R.C. SCHOOL LA COULEE STREET PORT OF SPAIN	12	95	0	107	249
0635	ROSEHILL R.C. SCHOOL LA COULEE STREET PORT OF SPAIN	31	210	2	243	505
0640	ROSEHILL R.C. SCHOOL LA COULEE STREET PORT OF SPAIN	11	112	0	123	289
0645	ROSEHILL R.C. SCHOOL LA COULEE STREET PORT OF SPAIN	40	89	0	129	287
0650	PICCADILLY GOV'T PRIMARY SCHOOL PICCADILLY STREET PORT OF SPAIN	25	191	0	216	441
0655	BASILON STREET YOUTH CENTRE BASILON STREET PORT OF SPAIN	24	144	0	168	340
	TOTALS CARRIED FORWARD	2,971	7,387	37	10,315	20,359

Elections to the House of Representatives, 2000

ELECTORAL DISTRICT OF PORT OF SPAIN SOUTH

POLLING DIVISION	POLLING STATION	VOTES CAST FOR EACH CANDIDATE		REJECTED BALLOTS	VOTES CAST	ELECTORAL LIST
Number	Address	RODRIGUEZ-MARTINEZ GIOMAR U.N.C.	WILLIAMS, ERIC A. P.N.M.	Number at each Polling Station	Number at each Polling Station	Number of Names on List by Polling Division
	TOTALS BROUGHT FORWARD	2,971	7,307	37	10,315	20,359
*0660	BASILON STREET YOUTH CENTRE BASILON STREET PORT OF SPAIN	39	308	0	347	320
1275-01	OUR LADY OF LAVENTILLE R.C. SCHOOL PICTON ROAD LAVENTILLE	28	293	6	327	1,337
1275-02	OUR LADY OF LAVENTILLE R.C. SCHOOL PICTON ROAD LAVENTILLE	21	255	4	280	
1280-01	ST. PAUL ST. MULTI PURPOSE COMPLEX ST. PAUL STREET PORT OF SPAIN	22	303	2	327	1,496
1280-02	ST. PAUL ST. MULTI PURPOSE COMPLEX ST. PAUL STREET PORT OF SPAIN	23	304	2	329	
1285-01	SPREE SIMON LIFE CENTRE COR. PICTON & EASTERN MAIN ROADS PORT OF SPAIN	21	172	0	193	807
	TOTALS CARRIED FORWARD	3,125	8,942	51	12,118	24,319

* Polling Station where the ballots of Special Electors were intermixed (Rule 93, of the Election (Amendment) Rules, 1986).

Elections to the House of Representatives, 2000

ELECTORAL DISTRICT OF PORT OF SPAIN SOUTH

POLLING DIVISION	POLLING STATION	VOTES CAST FOR EACH CANDIDATE		REJECTED BALLOTS	VOTES CAST	ELECTORAL LIST
Number	Address	RODRIGUEZ-MARTINEZ GIOMAR U.N.C.	WILLIAMS, ERIC A. P.N.M.	Number at each Polling Station	Number at each Polling Station	Number of Names on List by Polling Division
1285-02	TOTALS BROUGHT FORWARD	3,125	8,942	51	12,118	24,319
	SPREE SIMON LIFE CENTRE COR. PICTON & EASTERN MAIN ROADS PORT OF SPAIN	31	159	1	191	
	TOTALS	3,156	9,101	52	12,309	24,319

I hereby certify that the foregoing is a Statement of the Poll showing the number of votes cast for each Candidate, and do on this 11th day of December, 2000 declare ERIC WILLIAMS elected.

CHRISTOPHER SAMUEL
Returning Officer
Electoral District of PORT OF SPAIN SOUTH

Elections to the House of Representatives, 2000
ELECTORAL DISTRICT OF PRINCES TOWN

POLLING DIVISION	POLLING STATION	VOTES CAST FOR EACH CANDIDATE		REJECTED BALLOTS	VOTES CAST	ELECTORAL LIST
Number	Address	PANDAY SUBHAS U.N.C.	VALERE RICHARD A. P.N.M.	Number at each Polling Station	Number at each Polling Station	Number of Names on List by Polling Division
2590	SANTA RITA R.C. SCHOOL TABAQUITE-RIO CLARO ROAD SAN PEDRO, POOLE	239	6	1	246	323
2636	TORRIB TRACE PRESBYTERIAN SCHOOL TORRIB TABAQUITE ROAD TORRIB TRACE	226	47	3	276	397
3390-01	WILLIAMSVILLE JUNIOR SEC SCHOOL GUARACARA-TABAQUITE ROAD WILLIAMSVILLE	183	122	1	306	936
3390-02	WILLIAMSVILLE JUNIOR SEC SCHOOL GUARACARA-TABAQUITE ROAD WILLIAMSVILLE	258	95	2	355	
3395	HARDBARGAIN R.C. SCHOOL SISTERS ROAD HARDBARGAIN	265	186	1	452	676
3396	PIPARO PRESBYTERIAN SCHOOL PASCUAL ROAD PIPARO	274	26	0	300	443
3400-01	HARDBARGAIN GOVERNMENT SCHOOL BUEN INTENTO ROAD, SISTERS ROAD HARDBARGAIN	198	81	2	281	822
	TOTALS CARRIED FORWARD	1,643	563	10	2,216	3,597

Elections to the House of Representatives, 2000

ELECTORAL DISTRICT OF PRINCES TOWN

POLLING DIVISION	POLLING STATION	VOTES CAST FOR EACH CANDIDATE		REJECTED BALLOTS	VOTES CAST	ELECTORAL LIST
Number	Address	PANDAY SUBHAS U.N.C.	VALERE RICHARD A. P.N.M.	Number at each Polling Station	Number at each Polling Station	Number of Names on List by Polling Division
	TOTALS BROUGHT FORWARD	1,643	563	10	2,216	3,597
3400-02	HARDBARGAIN GOVERNMENT SCHOOL. BUEN INTENTO ROAD, SISTERS ROAD HARDBARGAIN	269	30	4	303	
3405	SISTERS ROAD COMMUNITY CENTRE SISTERS ROAD	366	39	1	406	592
3410-01	SISTERS ROAD ANGLICAN SCHOOL SISTERS ROAD	214	84	0	298	1,026
3410-02	SISTERS ROAD ANGLICAN SCHOOL SISTERS ROAD	266	86	2	354	
3415	SISTERS ROAD ANGLICAN SCHOOL SISTERS ROAD	277	77	0	354	516
3420-01	ROBERT VILLAGE HINDU SCHOOL NORTH TRACE, ROBERT VILLAGE TABLELAND	139	103	0	242	853
3420-02	ROBERT VILLAGE HINDU SCHOOL NORTH TRACE, ROBERT VILLAGE TABLELAND	270	59	0	329	
	TOTALS CARRIED FORWARD	3,444	1,041	17	4,502	6,584

Elections to the House of Representatives, 2000

ELECTORAL DISTRICT OF PRINCES TOWN

POLLING DIVISION	POLLING STATION	VOTES CAST FOR EACH CANDIDATE		REJECTED BALLOTS	VOTES CAST	ELECTORAL LIST
Number	Address	PANDAY SUBHAS U.N.C.	VALERE RICHARD A. P.N.M.	Number at each Polling Station	Number at each Polling Station	Number of Names on List by Polling Division
	TOTALS BROUGHT FORWARD	3,444	1,041	17	4,502	6,584
3520	ELSWICK PRESBYTERIAN SCHOOL NAPARIMA-MAYARO ROAD TABLELAND	368	108	0	476	737
3525-01	NEW GRANT A.C. SCHOOL NAPARIMA MAYARO ROAD NEW GRANT	278	159	3	440	1,199
3525-02	NEW GRANT A.C. SCHOOL NAPARIMA MAYARO ROAD NEW GRANT	183	186	3	372	
3526	NORTH TRACE GOV'T SCHOOL NORTH TRACE NEW GRANT	72	84	0	156	219
3535-01	NEW GRANT GOVERNMENT PRIMARY SCHOOL HINDUSTAN JUNCTION NAP/MAY RD NEW GRANT	98	343	5	446	1,273
3535-02	NEW GRANT GOVERNMENT PRIMARY SCHOOL HINDUSTAN JUNCTION NAP/MAY RD NEW GRANT	168	263	0	431	
3540-01	INDIAN WALK GOV'T PRIMARY SCHOOL MORUGA ROAD INDIAN WALK	66	277	3	346	982
	TOTALS CARRIED FORWARD	4,677	2,461	31	7,169	10,994

Elections to the House of Representatives, 2000

ELECTORAL DISTRICT OF PRINCES TOWN

POLLING DIVISION	POLLING STATION	VOTES CAST FOR EACH CANDIDATE		REJECTED BALLOTS	VOTES CAST	ELECTORAL LIST
Number	Address	PANDAY SUBHAS U.N.C.	VALERE RICHARD A. P.N.M.	Number at each Polling Station	Number at each Polling Station	Number of Names on List by Polling Division
	TOTALS BROUGHT FORWARD	4,677	2,461	31	7,169	10,994
3540-02	INDIAN WALK GOV'T PRIMARY SCHOOL MORUGA ROAD INDIAN WALK	77	254	4	335	
3580-01	ST CROIX ROAD COMMUNITY CENTRE ST CROIX ROAD PRINCES TOWN	196	46	1	243	817
3580-02	ST CROIX ROAD COMMUNITY CENTRE ST CROIX ROAD PRINCES TOWN	272	37	5	314	
3581	ST CROIX ROAD COMMUNITY CENTRE ST CROIX ROAD PRINCES TOWN	296	112	4	412	657
3585	FIFTH COMPANY BAPTIST SCHOOL MORUGA ROAD INDIAN WALK VGE MORUGA	211	174	4	389	570
3590-01	INDIAN WALK DEATH B.F.S. HALL MORUGA ROAD INDIAN WALK VILLAGE	126	224	6	356	1,079
3590-02	INDIAN WALK DEATH B.F.S. HALL MORUGA ROAD INDIAN WALK VILLAGE	116	219	3	338	
	TOTALS CARRIED FORWARD	5,971	3,527	58	9,556	14,117

Elections to the House of Representatives, 2000

ELECTORAL DISTRICT OF PRINCES TOWN

POLLING DIVISION	POLLING STATION	VOTES CAST FOR EACH CANDIDATE		REJECTED BALLOTS	VOTES CAST	ELECTORAL LIST
Number	Address	PANDAY SUBHAS U.N.C.	VALERE RICHARD A. P.N.M.	Number at each Polling Station	Number at each Polling Station	Number of Names on List by Polling Division
	TOTALS BROUGHT FORWARD	5,971	3,527	58	9,556	14,117
3595-01	PRINCES TOWN JUNIOR SECONDARY SCHOOL NAPARIMA MAYARO ROAD ST JULIEN VILLAGE	202	100	1	303	1,007
3595-02	PRINCES TOWN JUNIOR SECONDARY SCHOOL NAPARIMA MAYARO ROAD ST JULIEN VILLAGE	306	93	1	400	
3600-01	PRINCES TOWN JUNIOR SECONDARY SCHOOL NAPARIMA MAYARO ROAD ST JULIEN VILLAGE	184	64	2	250	828
3600-02	PRINCES TOWN JUNIOR SECONDARY SCHOOL NAPARIMA MAYARO ROAD ST JULIEN VILLAGE	269	40	4	313	
3605-01	NEW GRANT A.C. SCHOOL NAPARIMA MAYARO ROAD NEW GRANT	278	68	4	350	934
3605-02	NEW GRANT A.C. SCHOOL NAPARIMA MAYARO ROAD NEW GRANT	244	55	0	299	
*3606-01	NEW GRANT GOV'T PRIMARY SCHOOL HINDUSTAN JUNCTION NAP/MAY ROAD, NEW GRANT	462	218	1	681	794
	TOTALS CARRIED FORWARD	7,916	4,165	71	12,152	17,680

* Polling Station where the ballots of Special Electors were intermixed (Rule 93, of the Election (Amendment) Rules, 1986).

ELECTORAL DISTRICT OF PRINCES TOWN

POLLING DIVISION	POLLING STATION	VOTES CAST FOR EACH CANDIDATE		REJECTED BALLOTS	VOTES CAST	ELECTORAL LIST
Number	Address	PANDAY SUBHAS U.N.C.	VALERE RICHARD A. P.N.M.	Number at each Polling Station	Number at each Polling Station	Number of Names on List by Polling Division
	TOTALS BROUGHT FORWARD	7,916	4,165	71	12,152	17,680
3606-02	NEW GRANT GOV'T PRIMARY SCHOOL HINDUSTAN JUNCTION NAP/MAY ROAD, NEW GRANT	259	34	0	293	
3610-01	ST JULIEN PRESBYTERIAN SCHOOL ST JULIEN ROAD NEW GRANT	202	65	2	269	760
3610-02	ST JULIEN PRESBYTERIAN SCHOOL ST JULIEN ROAD NEW GRANT	212	30	0	242	
3615	ST MICHAEL'S A.C. SCHOOL NAPARIMA-MAYARO RD, CRAIGNISH PRINCES TOWN	311	74	0	385	595
3620-01	PRINCES TOWN R.C. SCHOOL BUEN INTENTO ROAD PRINCES TOWN	432	50	1	483	1,500
3620-02	PRINCES TOWN R.C. SCHOOL BUEN INTENTO ROAD PRINCES TOWN	515	43	2	560	
3630-01	PRINCES TOWN PRESBYTERIAN SCHOOL #1 EDWARD STREET PRINCES TOWN	147	117	0	264	889
	TOTALS CARRIED FORWARD	9,994	4,578	76	14,648	21,424

Elections to the House of Representatives, 2000

ELECTORAL DISTRICT OF PRINCES TOWN

POLLING DIVISION	POLLING STATION	VOTES CAST FOR EACH CANDIDATE		REJECTED BALLOTS	VOTES CAST	ELECTORAL LIST
Number	Address	PANDAY SUBHAS U.N.C.	VALERE RICHARD A. P.N.M.	Number at each Polling Station	Number at each Polling Station	Number of Names on List by Polling Division
	TOTALS BROUGHT FORWARD	9,994	4,578	76	14,648	21,424
3630-02	PRINCES TOWN PRESBYTERIAN SCHOOL #1 EDWARD STREET PRINCES TOWN	52	222	3	277	
3635	PRINCES TOWN PRESBYTERIAN SCHOOL #2 EDWARD STREET PRINCES TOWN	224	163	1	388	638
3640	PRINCES TOWN R.C. SCHOOL BUEN INTENTO ROAD PRINCES TOWN	218	210	0	428	683
3645	PRINCES TOWN MUSLIM A.S.J.A SCHOOL HIGH STREET PRINCES TOWN	262	149	3	414	688
3650	PRINCES TOWN MUSLIM A.S.J.A SCHOOL HIGH STREET PRINCES TOWN	155	131	2	288	480
3655-01	ST MICHAEL'S A.C. SCHOOL NAPARIMA-MAYARO RD, CRAIGNISH PRINCES TOWN	224	109	1	334	1,563
3655-02	ST MICHAEL'S A.C. SCHOOL NAPARIMA-MAYARO RD, CRAIGNISH PRINCES TOWN	285	56	2	343	
	TOTALS CARRIED FORWARD	11,414	5,618	88	17,120	25,476

Elections to the House of Representatives, 2000

ELECTORAL DISTRICT OF PRINCES TOWN

POLLING DIVISION	POLLING STATION	VOTES CAST FOR EACH CANDIDATE		REJECTED BALLOTS	VOTES CAST	ELECTORAL LIST
Number	Address	PANDAY SUBHAS U.N.C.	VALERE RICHARD A. P.N.M.	Number at each Polling Station	Number at each Polling Station	Number of Names on List by Polling Division
	TOTALS BROUGHT FORWARD	11,414	5,618	88	17,120	25,476
3655-03	ST MICHAEL'S A.C. SCHOOL NAPARIMA-MAYARO RD, CRAIGNISH PRINCES TOWN	272	91	2	365	
3660-01	ST STEPHEN'S ANGLICAN SCHOOL HIGH STREET PRINCES TOWN	180	165	0	345	1,186
3660-02	ST STEPHEN'S ANGLICAN SCHOOL HIGH STREET PRINCES TOWN	237	153	2	392	
3665	ST STEPHEN'S ANGLICAN SCHOOL HIGH STREET PRINCES TOWN	119	237	4	360	621
3670	ST STEPHEN'S ANGLICAN SCHOOL HIGH STREET PRINCES TOWN	206	190	4	400	631
	TOTALS	12,428	6,454	100	18,982	27,914

I hereby certify that the foregoing is a Statement of the Poll showing the number of votes cast for each Candidate, and do on this 12th day of December, 2000
declare SUBHAS PANDAY elected.

LAUMAN ESPINOZA
Returning Officer
Electoral District of PRINCES TOWN

Elections to the House of Representatives, 2000
ELECTORAL DISTRICT OF SAN FERNANDO EAST

POLLING DIVISION	POLLING STATION	VOTES CAST FOR EACH CANDIDATE		REJECTED BALLOTS	VOTES CAST	ELECTORAL LIST
Number	Address	MANNING PATRICK P.N.M	MOONILAL ROODAL U.N.C.	Number at each Polling Station	Number at each Polling Station	Number of Names on List by Polling Division
3870	ST. LUKE'S ANGLICAN CHURCH ANNEX CIPERO ROAD GOLCONDA	19	122	0	141	206
3871-01	CANAAN PRESBYTERIAN SCHOOL SAN FERNANDO-SIPARIA-ERIN RD DUNCAN VILLAGE	152	276	2	430	1,739
3871-02	CANAAN PRESBYTERIAN SCHOOL SAN FERNANDO-SIPARIA-ERIN RD DUNCAN VILLAGE	92	218	3	313	
3871-03	CANAAN PRESBYTERIAN SCHOOL SAN FERNANDO-SIPARIA-ERIN RD DUNCAN VILLAGE	79	333	4	416	
3872 merged	CORINTH TEACHERS' COLLEGE CORINTH ROAD STE MADELEINE	0	47	0	47	60
3885	CORINTH TEACHERS' COLLEGE CORINTH ROAD STE MADELEINE	62	281	2	345	513
3886-01	COCOYEA GOVERNMENT SCHOOL FORRES AVENUE COCOYEA	231	126	1	358	2,310
3886-02	COCOYEA GOVERNMENT SCHOOL FORRES AVENUE COCOYEA	261	143	0	404	
	TOTALS CARRIED FORWARD	896	1,546	12	2,454	4,828

ELECTORAL DISTRICT OF SAN FERNANDO EAST

POLLING DIVISION	POLLING STATION	VOTES CAST FOR EACH CANDIDATE		REJECTED BALLOTS	VOTES CAST	ELECTORAL LIST
Number	Address	MANNING PATRICK P.N.M	MOONILAL, ROODAL U.N.C.	Number at each Polling Station	Number at each Polling Station	Number of Names on List by Polling Division
	TOTALS BROUGHT FORWARD	896	1,546	12	2,454	4,828
3886-03	COCOYEA GOVERNMENT SCHOOL FORRES AVENUE COCOYEA	236	147	0	383	
3886-04	COCOYEA GOVERNMENT SCHOOL FORRES AVENUE COCOYEA	229	158	5	392	
3890	STE MADELEINE GOVERNMENT SCHOOL MANAHAMBRE ROAD STE MADELEINE	143	87	1	231	364
3895-01	STE MADELEINE JUNIOR SEC SCHOOL CORINTH ROAD STE MADELEINE	81	197	1	279	843
3895-02	STE MADELEINE JUNIOR SEC SCHOOL CORINTH ROAD STE MADELEINE	77	224	0	301	
3900	STE MADELEINE JUNIOR SEC SCHOOL CORINTH ROAD STE MADELEINE	240	237	20	497	729
3910-01	STE MADELEINE GOVERNMENT SCHOOL MANAHAMBRE ROAD STE MADELEINE	283	127	1	411	1,155
3910-02	STE MADELEINE GOVERNMENT SCHOOL MANAHAMBRE ROAD STE MADELEINE	207	143	2	352	
	TOTALS CARRIED FORWARD	2,392	2,866	42	5,300	7,919

Elections to the House of Representatives, 2000
ELECTORAL DISTRICT OF SAN FERNANDO EAST

POLLING DIVISION	POLLING STATION	VOTES CAST FOR EACH CANDIDATE		REJECTED BALLOTS	VOTES CAST	ELECTORAL LIST
Number	Address	MANNING PATRICK P.N.M	MOONILAL, ROODAL U.N.C.	Number at each Polling Station	Number at each Polling Station	Number of Names on List by Polling Division
	TOTALS BROUGHT FORWARD	2,392	2,866	42	5,300	7,919
4005-01	MARABELLA GIRLS E.C. SCHOOL SOUTHERN MAIN ROAD MARABELLA	135	212	2	349	1,174
4005-02	MARABELLA GIRLS E.C. SCHOOL SOUTHERN MAIN ROAD MARABELLA	85	283	4	372	
4010-01	COCOYEA GOVERNMENT SCHOOL FORRES AVENUE COCOYEA	359	75	6	440	1,363
4010-02	COCOYEA GOVERNMENT SCHOOL FORRES AVENUE COCOYEA	335	105	0	440	
4011	ST CLEMENT'S A.P.S VEDIC SCHOOL NAPARIMA-MAYARO ROAD ST CLEMENT'S VILLAGE	132	180	2	314	416
4015	COCOYEA GOVERNMENT SCHOOL FORRES AVENUE COCOYEA	270	79	1	350	641
4020	COCOYEA COMMUNITY CENTRE ST. ANDREWS PARK WEST COCOYEA	382	65	0	447	720
	TOTALS CARRIED FORWARD	4,090	3,865	57	8,012	12,233

Elections to the House of Representatives, 2000
ELECTORAL DISTRICT OF SAN FERNANDO EAST

POLLING DIVISION	POLLING STATION	VOTES CAST FOR EACH CANDIDATE		REJECTED BALLOTS	VOTES CAST	ELECTORAL LIST
Number	Address	MANNING PATRICK P.N.M	MOONILAL, ROODAL U.N.C.	Number at each Polling Station	Number at each Polling Station	Number of Names on List by Polling Division
	TOTALS BROUGHT FORWARD	4,090	3,865	57	8,012	12,233
4025-01	LION'S CIVIC CENTRE COR.CIRCULAR ROAD & MC GILLIVERY STREET, MON REPOS, SAN FERNANDO	159	123	0	282	865
4025-02	LION'S CIVIC CENTRE COR.CIRCULAR ROAD & MC GILLIVERY STREET, MON REPOS, SAN FERNANDO	115	144	1	260	
4031	VISTABELLA PRESBYTERIAN SCHOOL CANE STREET VISTABELLA	260	181	2	443	721
4036-01	VISTABELLA PRESBYTERIAN SCHOOL CANE STREET VISTABELLA	133	107	1	241	788
4036-02	VISTABELLA PRESBYTERIAN SCHOOL CANE STREET VISTABELLA	84	172	1	257	
4040	LION'S CIVIC CENTRE COR.CIRCULAR ROAD & MC GILLIVERY STREET, MON REPOS, SAN FERNANDO	207	70	1	278	447
4041	LION'S CIVIC CENTRE COR.CIRCULAR ROAD & MC GILLIVERY STREET, MON REPOS, SAN FERNANDO	234	42	1	277	438
4045	MON REPOS R.C SCHOOL TORRANCE STREET, MON REPOS SAN FERNANDO	152	140	3	295	477
	TOTALS CARRIED FORWARD	5,434	4,844	67	10,345	15,969

Elections to the House of Representatives, 2000
ELECTORAL DISTRICT OF SAN FERNANDO EAST

POLLING DIVISION	POLLING STATION	VOTES CAST FOR EACH CANDIDATE		REJECTED BALLOTS	VOTES CAST	ELECTORAL LIST
Number	Address	MANNING PATRICK P.N.M	MOONILAL, ROODAL U.N.C.	Number at each Polling Station	Number at each Polling Station	Number of Names on List by Polling Division
	TOTALS BROUGHT FORWARD	5,434	4,844	67	10,345	15,969
4046	MON REPOS R.C SCHOOL TORRANCE STREET, MON REPOS SAN FERNANDO	293	68	0	361	565
4049	MON REPOS R.C SCHOOL TORRANCE STREET, MON REPOS SAN FERNANDO	123	57	0	180	290
4050	MON REPOS R.C SCHOOL TORRANCE STREET, MON REPOS SAN FERNANDO	200	68	0	268	443
4051	PLEASANTVILLE SENIOR COMP SCHOOL PLEASANTVILLE CIR ROAD PLEASANTVILLE	201	92	0	293	467
4052-01	PLEASANTVILLE SENIOR COMP SCHOOL PLEASANTVILLE CIR ROAD PLEASANTVILLE	259	77	3	339	978
4052-02	PLEASANTVILLE SENIOR COMP SCHOOL PLEASANTVILLE CIR ROAD PLEASANTVILLE	203	104	0	307	
4053	PLEASANTVILLE SENIOR COMP SCHOOL PLEASANTVILLE CIR ROAD PLEASANTVILLE	428	47	3	478	758
4054	PLEASANTVILLE GOVERNMENT SCHOOL PRINCE ALBERT STREET PLEASANTVILLE	89	152	3	244	360
	TOTALS CARRIED FORWARD	7,230	5,509	76	12,815	19,830

Elections to the House of Representatives, 2000
ELECTORAL DISTRICT OF SAN FERNANDO EAST

POLLING DIVISION	POLLING STATION	VOTES CAST FOR EACH CANDIDATE		REJECTED BALLOTS	VOTES CAST	ELECTORAL LIST
Number	Address	MANNING PATRICK P.N.M	MOONILAL, ROODAL U.N.C.	Number at each Polling Station	Number at each Polling Station	Number of Names on List by Polling Division
	TOTALS BROUGHT FORWARD	7,230	5,509	76	12,815	19,830
4055	COFFEE STREET BOYS' A.C. SCHOOL COOPER STREET SAN FERNANDO	270	103	0	373	554
4056	PLEASANTVILLE SENIOR COMP SCHOOL PLEASANTVILLE CIR ROAD PLEASANTVILLE	347	78	1	426	649
*4057-01	PLEASANTVILLE SENIOR COMP SCHOOL PLEASANTVILLE CIR ROAD PLEASANTVILLE	576	117	6	699	868
4057-02	PLEASANTVILLE SENIOR COMP SCHOOL PLEASANTVILLE CIR ROAD PLEASANTVILLE	229	45	0	274	
4058-01	SAN FERNANDO EAST JNR SEC SCHOOL PLEASANTVILLE SAN FERNANDO	252	40	0	292	825
4058-02	SAN FERNANDO EAST JNR SEC SCHOOL PLEASANTVILLE SAN FERNANDO	219	29	1	249	
4059	SAN FERNANDO EAST JNR SEC SCHOOL PLEASANTVILLE SAN FERNANDO	423	45	1	469	700
	TOTALS CARRIED FORWARD	9,546	5,966	85	15,597	23,426

* Polling Station where the ballots of Special Electors were intermixed (Rule 93, of the Election (Amendment) Rules, 1986).

Elections to the House of Representatives, 2000

ELECTORAL DISTRICT OF SAN FERNANDO EAST

POLLING DIVISION	POLLING STATION	VOTES CAST FOR EACH CANDIDATE		REJECTED BALLOTS	VOTES CAST	ELECTORAL LIST
Number	Address	MANNING PATRICK P.N.M	MOONILAL ROODAL U.N.C.	Number at each Polling Station	Number at each Polling Station	Number of Names on List by Polling Division
	TOTALS BROUGHT FORWARD	9,546	5,966	85	15,597	23,426
4060	COFFEE STREET BOYS' A.C. SCHOOL COOPER STREET SAN FERNANDO	98	51	1	150	278
4061	COFFEE STREET BOYS' A.C. SCHOOL COOPER STREET SAN FERNANDO	169	39	0	208	340
4065	ANSTEY MEMORIAL GIRLS' SCHOOL DRAYTON STREET SAN FERNANDO	182	84	1	267	467
4190	SAN FERNANDO GIRLS GOVERNMENT SCHOOL RUSHWORTH STREET SAN FERNANDO	110	147	0	257	442
4191	SAN FERNANDO GIRLS GOVERNMENT SCHOOL RUSHWORTH STREET SAN FERNANDO	159	245	0	404	621
4195	SAN FERNANDO BOYS GOV'T SCHOOL CRICHLLOW STREET SAN FERNANDO	75	94	0	169	260
	TOTALS	10,339	6,626	87	17,052	25,834

I hereby certify that the foregoing is a Statement of the Poll showing the number of votes cast for each Candidate, and do on this 12th day of December, 2000
declare PATRICK MANNING elected.

MERLE BAIRD
Returning Officer
Electoral District of SAN FERNANDO EAST

Appendix 1

Elections to the House of Representatives, 2000

ELECTORAL DISTRICT OF SAN FERNANDO WEST

POLLING DIVISION	POLLING STATION	VOTES CAST FOR EACH CANDIDATE		REJECTED BALLOTS	VOTES CAST	ELECTORAL LIST
Number	Address	BAKSH, SADIQ U.N.C.	ELIAS, ANTHONY P.N.M.	Number at each Polling Station	Number at each Polling Station	Number of Names on List by Polling Division
3766	LA ROMAINE R.C. SCHOOL VICTORIA STREET EXTENSION LA ROMAINE	133	45	1	179	281
3785	LA ROMAINE R.C. SCHOOL VICTORIA STREET EXTENSION LA ROMAINE	171	155	0	326	473
3786	LA ROMAINE R.C. SCHOOL VICTORIA STREET EXTENSION LA ROMAINE	288	190	5	483	711
3787	ST BENEDICT'S COLLEGE SOUTHERN MAIN ROAD LA ROMAINE	176	162	0	338	518
3790-01	CIPERO R.C. SCHOOL CHURCH STREET RAMBERT VILLAGE	287	124	3	414	1,183
3790-02	CIPERO R.C. SCHOOL CHURCH STREET RAMBERT VILLAGE	332	71	2	405	
3791	CIPERO R.C. SCHOOL CHURCH STREET RAMBERT VILLAGE	252	123	1	376	546
	TOTALS CARRIED FORWARD	1,639	870	12	2,521	3,632

Elections to the House of Representatives, 2000

ELECTORAL DISTRICT OF SAN FERNANDO WEST

POLLING DIVISION	POLLING STATION	VOTES CAST FOR EACH CANDIDATE		REJECTED BALLOTS	VOTES CAST	ELECTORAL LIST
Number	Address	BAKSH, SADIQ U.N.C.	ELIAS, ANTHONY P.N.M.	Number at each Polling Station	Number at each Polling Station	Number of Names on List by Polling Division
	TOTALS BROUGHT FORWARD	1,639	870	12	2,521	3,632
3795-01	SOUTHERN ACADEMY OF SDA PALMISTE BRANCH ROAD DUNCAN VILLAGE, LA ROMAIN	279	256	2	537	2,123
3795-02	SOUTHERN ACADEMY OF SDA PALMISTE BRANCH ROAD DUNCAN VILLAGE, LA ROMAIN	351	169	0	520	
3795-03	SOUTHERN ACADEMY OF SDA PALMISTE BRANCH ROAD DUNCAN VILLAGE, LA ROMAIN	303	133	0	436	
3875-01	SAN FERNANDO GOV'T SECONDARY SCHOOL TODD STREET SAN FERNANDO	283	222	1	506	1,504
3875-02	SAN FERNANDO GOV'T SECONDARY SCHOOL TODD STREET SAN FERNANDO	347	205	3	555	
3876-01	SAN FERNANDO GOV'T SECONDARY SCHOOL TODD STREET SAN FERNANDO	304	200	2	506	1,287
3876-02	SAN FERNANDO GOV'T SECONDARY SCHOOL TODD STREET SAN FERNANDO	317	122	1	440	
3877	LA ROMAIN R.C. SCHOOL VICTORIA STREET EXTENSION LA ROMAIN	244	151	3	398	591
	TOTALS CARRIED FORWARD	4,067	2,328	24	6,419	9,137

Elections to the House of Representatives, 2000
ELECTORAL DISTRICT OF SAN FERNANDO WEST

POLLING DIVISION	POLLING STATION	VOTES CAST FOR EACH CANDIDATE		REJECTED BALLOTS	VOTES CAST	ELECTORAL LIST
Number	Address	BAKSH, SADIQ U.N.C.	ELIAS, ANTHONY P.N.M.	Number at each Polling Station	Number at each Polling Station	Number of Names on List by Polling Division
	TOTALS BROUGHT FORWARD	4,067	2,328	24	6,419	9,137
3975	MARABELLA PRESBYTERIAN CHURCH HALL SOUTHERN MAIN ROAD MARABELLA	211	184	2	397	630
3990-01	MARABELLA BOYS E.C. SCHOOL SOUTHERN MAIN ROAD MARABELLA	122	195	0	317	989
3990-02	MARABELLA BOYS E.C. SCHOOL SOUTHERN MAIN ROAD MARABELLA	166	133	2	301	
3991-01	MARABELLA BOYS E.C. SCHOOL SOUTHERN MAIN ROAD MARABELLA	135	176	1	312	1,005
3991-02	MARABELLA BOYS E.C. SCHOOL SOUTHERN MAIN ROAD MARABELLA	186	125	1	312	
3995	MARABELLA BOYS E.C. SCHOOL SOUTHERN MAIN ROAD MARABELLA	102	302	3	407	682
4000	MARABELLA GIRLS E.C. SCHOOL SOUTHERN MAIN ROAD MARABELLA	105	152	0	257	419
	TOTALS CARRIED FORWARD	5,094	3,595	33	8,722	12,862

Elections to the House of Representatives, 2000
ELECTORAL DISTRICT OF SAN FERNANDO WEST

POLLING DIVISION	POLLING STATION	VOTES CAST FOR EACH CANDIDATE		REJECTED BALLOTS	VOTES CAST	ELECTORAL LIST
Number	Address	BAKSH, SADIQ U.N.C.	ELIAS, ANTHONY P.N.M.	Number at each Polling Station	Number at each Polling Station	Number of Names on List by Polling Division
	TOTALS BROUGHT FORWARD	5,094	3,595	33	8,722	12,862
4030	VISTABELLA PRESBYTERIAN SCHOOL CANE STREET VISTABELLA	82	187	0	269	458
4035	VISTABELLA PRESBYTERIAN SCHOOL CANE STREET VISTABELLA	171	156	2	329	452
4070	ANSTEY MEMORIAL GIRLS' SCHOOL DRAYTON STREET SAN FERNANDO	90	102	0	192	315
4075	SAN FERNANDO GIRLS GOVERNMENT SCHOOL RUSHWORTH STREET SAN FERNANDO	106	213	0	319	488
*4080	SAN FERNANDO GIRLS GOVERNMENT SCHOOL RUSHWORTH STREET SAN FERNANDO	235	348	1	584	188
4085	GRANTS MEMORIAL PRESBYTERIAN SCHOOL COFFEE STREET SAN FERNANDO	51	107	0	158	278
4090	GRANTS MEMORIAL PRESBYTERIAN SCHOOL COFFEE STREET SAN FERNANDO	100	167	3	270	434
	TOTALS CARRIED FORWARD	5,929	4,875	39	10,843	15,475

* Polling Station where the ballots of Special Electors were intermixed (Rule 93, of the Election (Amendment) Rules, 1986).

ELECTORAL DISTRICT OF SAN FERNANDO WEST

POLLING DIVISION	POLLING STATION	VOTES CAST FOR EACH CANDIDATE		REJECTED BALLOTS	VOTES CAST	ELECTORAL LIST
Number	Address	BAKSH, SADIQ U.N.C.	ELIAS, ANTHONY P.N.M.	Number at each Polling Station	Number at each Polling Station	Number of Names on List by Polling Division
	TOTALS BROUGHT FORWARD	5,929	4,875	39	10,843	15,475
4100	PRESENTATION COLLEGE CARIB STREET SAN FERNANDO	58	97	1	156	274
4101	PRESENTATION COLLEGE CARIB STREET SAN FERNANDO	106	180	1	287	471
4105	PRESENTATION COLLEGE CARIB STREET SAN FERNANDO	57	71	1	129	222
4110	VISTABELLA PRESBYTERIAN SCHOOL CANE STREET VISTABELLA	191	220	0	411	708
4115	TRINBAGO UNIFIED CALYPSONIANS ORG. CITY CORP. ENG. QUARTERS 64 HUBERT RANCE STREET, SAN FERNANDO	250	185	0	435	631
4120	SAN FERNANDO METHODIST SCHOOL MON CHAGRIN STREET SAN FERNANDO	256	223	4	483	686
4125	SAN FERNANDO METHODIST SCHOOL MON CHAGRIN STREET SAN FERNANDO	160	212	0	372	593
	TOTALS CARRIED FORWARD	7,007	6,063	46	13,116	19,060

Elections to the House of Representatives, 2000
ELECTORAL DISTRICT OF SAN FERNANDO WEST

POLLING DIVISION	POLLING STATION	VOTES CAST FOR EACH CANDIDATE		REJECTED BALLOTS	VOTES CAST	ELECTORAL LIST
Number	Address	BAKSH, SADIQ U.N.C.	ELIAS, ANTHONY P.N.M.	Number at each Polling Station	Number at each Polling Station	Number of Names on List by Polling Division
	TOTALS BROUGHT FORWARD	7,007	6,063	46	13,116	19,060
4130	TRINZUELA SECRETARIAL COLLEGE CHACON STREET SAN FERNANDO	68	127	0	195	295
4135	TRINZUELA SECRETARIAL COLLEGE CHACON STREET SAN FERNANDO	81	133	1	215	350
4140	SAN FERNANDO METHODIST SCHOOL MON CHAGRIN STREET SAN FERNANDO	72	77	0	149	237
4145	SAN FERNANDO BOYS' R.C. SCHOOL HARRIS PROMENADE SAN FERNANDO	19	24	1	44	89
4150	SAN FERNANDO BOYS' R.C. SCHOOL HARRIS PROMENADE SAN FERNANDO	33	43	1	77	115
4151-01	NAPARIMA BOYS' COLLEGE PARADISE PASTURE SAN FERNANDO	104	390	5	499	1,501
4151-02	NAPARIMA BOYS' COLLEGE PARADISE PASTURE SAN FERNANDO	141	381	7	529	
	TOTALS CARRIED FORWARD	7,525	7,238	61	14,824	21,647

Elections to the House of Representatives, 2000
ELECTORAL DISTRICT OF SAN FERNANDO WEST

POLLING DIVISION	POLLING STATION	VOTES CAST FOR EACH CANDIDATE		REJECTED BALLOTS	VOTES CAST	ELECTORAL LIST
Number	Address	BAKSH, SADIQ U.N.C.	ELIAS, ANTHONY P.N.M.	Number at each Polling Station	Number at each Polling Station	Number of Names on List by Polling Division
	TOTALS BROUGHT FORWARD	7,525	7,238	61	14,824	21,647
4155	SAN FERNANDO BOYS' R.C. SCHOOL (NEW) HARRIS PROMENADE SAN FERNANDO	141	92	0	233	379
4160	SAN FERNANDO BOYS' R.C. SCHOOL (NEW) HARRIS PROMENADE SAN FERNANDO	193	102	0	295	458
4165	GRANTS MEMORIAL PRESBYTERIAN SCHOOL COFFEE STREET SAN FERNANDO	123	53	0	176	298
4170	SAN FERNANDO GIRLS GOVERNMENT SCHOOL RUSHWORTH STREET SAN FERNANDO	196	107	0	303	447
4175	SAN FERNANDO SDA PRIMARY SCHOOL POUCHET STREET SAN FERNANDO	195	70	2	267	399
4180	SAN FERNANDO SNR COMPREHENSIVE SCHOOL FARAH STREET SAN FERNANDO	84	64	2	150	261
	TOTALS CARRIED FORWARD	8,457	7,726	65	16,248	23,889

Elections to the House of Representatives, 2000

ELECTORAL DISTRICT OF SAN FERNANDO WEST

POLLING DIVISION	POLLING STATION	VOTES CAST FOR EACH CANDIDATE		REJECTED BALLOTS	VOTES CAST	ELECTORAL LIST
Number	Address	BAKSH, SADIQ U.N.C.	ELIAS, ANTHONY P.N.M.	Number at each Polling Station	Number at each Polling Station	Number of Names on List by Polling Division
	TOTALS BROUGHT FORWARD	8,457	7,726	65	16,248	23,889
4181	SAN FERNANDO SNR COMPREHENSIVE SCH FARAH STREET SAN FERNANDO	201	276	0	477	795
4182	SAN FERNANDO SNR COMPREHENSIVE SCHOOL FARAH STREET SAN FERNANDO	158	101	0	259	424
4185	SAN FERNANDO ASJA PRIMARY SCHOOL PARK STREET SAN FERNANDO	210	76	0	286	415
4186	SAN FERNANDO ASJA PRIMARY SCHOOL PARK STREET SAN FERNANDO	150	54	0	204	395
	TOTALS	9,176	8,233	65	17,474	25,828

I hereby certify that the foregoing is a Statement of the Poll showing the number of votes cast for each Candidate, and do on this 11th day of December, 2000 declare SADIQ BAKSH elected.

JOSHUA SAMM
Returning Officer
Electoral District of SAN FERNANDO WEST

Elections to the House of Representatives, 2000

ELECTORAL DISTRICT OF SIPARIA

POLLING DIVISION	POLLING STATION	VOTES CAST FOR EACH CANDIDATE		REJECTED BALLOTS	VOTES CAST	ELECTORAL LIST
Number	Address	KOVLASS, CECIL P.N.M.	PERSAD-BISSESSAR, KAMLA U.N.C.	Number at each Polling Station	Number at each Polling Station	Number of Names on List by Polling Division
3710-01	MOHESS ROAD HINDU SCHOOL FANOO TRACE DEBE	10	385	1	396	1,267
3710-02	MOHESS ROAD HINDU SCHOOL FANOO TRACE DEBE	8	479	0	487	
3715-01	MONKEY TOWN GOVERNMENT SCHOOL PAPOURIE ROAD MONKEY TOWN	17	334	2	353	986
3715-02	MONKEY TOWN GOVERNMENT SCHOOL PAPOURIE ROAD MONKEY TOWN	7	266	2	275	
3720-01	RAMAI TRACE HINDU SCHOOL CONGO VILLAGE TRACE DEBE	2	363	1	366	1,043
3720-02	RAMAI TRACE HINDU SCHOOL CONGO VILLAGE TRACE DEBE	2	334	2	338	
3725-01	RAMAI TRACE HINDU SCHOOL CONGO VILLAGE TRACE DEBE	10	543	2	555	1,539
	TOTALS CARRIED FORWARD	56	2,704	10	2,770	4,835

Elections to the House of Representatives, 2000

ELECTORAL DISTRICT OF SIPARIA

POLLING DIVISION	POLLING STATION	VOTES CAST FOR EACH CANDIDATE		REJECTED BALLOTS	VOTES CAST	ELECTORAL LIST
Number	Address	KOVLASS, CECIL P.N.M.	PERSAD-BISSESSAR, KAMLA U.N.C.	Number at each Polling Station	Number at each Polling Station	Number of Names on List by Polling Division
	TOTALS BROUGHT FORWARD	56	2,704	10	2,770	4,835
3725-02	RAMAJ TRACE HINDU SCHOOL CONGO VILLAGE TRACE DEBE	6	519	3	528	
4230-01	PENAL GOVERNMENT PRIMARY SCHOOL SAN FERNANDO-SIPARIA-ERIN ROAD PENAL	6	267	4	277	1,010
4230-02	PENAL GOVERNMENT PRIMARY SCHOOL SAN FERNANDO-SIPARIA-ERIN ROAD PENAL	3	365	7	375	
4235-01	PENAL JUNIOR SECONDARY SCHOOL OLIVIERRE DRIVE PENAL	18	289	0	307	1,605
4235-02	PENAL JUNIOR SECONDARY SCHOOL OLIVIERRE DRIVE PENAL	24	236	3	263	
4235-03	PENAL JUNIOR SECONDARY SCHOOL OLIVIERRE DRIVE PENAL	24	414	2	440	
4240-01	CLARKE ROAD HINDU SCHOOL CLARKE ROAD PENAL	4	413	3	420	1,155
	TOTALS CARRIED FORWARD	141	5,207	32	5,380	8,605

Elections to the House of Representatives, 2000

ELECTORAL DISTRICT OF SIPARIA

POLLING DIVISION	POLLING STATION	VOTES CAST FOR EACH CANDIDATE		REJECTED BALLOTS	VOTES CAST	ELECTORAL LIST
Number	Address	KOYLASS, CECIL P.N.M.	PERSAD-BISSESSAR, KAMLA U.N.C.	Number at each Polling Station	Number at each Polling Station	Number of Names on List by Polling Division
	TOTALS BROUGHT FORWARD	141	5,207	32	5,380	8,605
4240-02	CLARKE ROAD HINDU SCHOOL CLARKE ROAD PENAL	8	389	3	400	
4245-01	CLARKE ROCHARD GOV'T PRIMARY SCHOOL CLARKE ROAD PENAL	7	252	1	260	1,557
4245-02	CLARKE ROCHARD GOV'T PRIMARY SCHOOL CLARKE ROAD PENAL	2	361	4	367	
4245-03	CLARKE ROCHARD GOV'T PRIMARY SCHOOL CLARKE ROAD PENAL	10	456	1	467	
4250-01	CLARKE ROCHARD GOV'T PRIMARY SCHOOL CLARKE ROAD PENAL	27	227	1	255	1,549
4250-02	CLARKE ROCHARD GOV'T PRIMARY SCHOOL CLARKE ROAD PENAL	20	245	1	266	
4250-03	CLARKE ROCHARD GOV'T PRIMARY SCHOOL CLARKE ROAD PENAL	13	433	2	448	
	TOTALS CARRIED FORWARD	228	7,570	45	7,843	11,711

Elections to the House of Representatives, 2000

ELECTORAL DISTRICT OF SIPARIA

POLLING DIVISION	POLLING STATION	VOTES CAST FOR EACH CANDIDATE		REJECTED BALLOTS	VOTES CAST	ELECTORAL LIST
Number	Address	KOVLASS, CECIL P.N.M.	PERSAD-BISSESSAR, KAMLA U.N.C.	Number at each Polling Station	Number at each Polling Station	Number of Names on List by Polling Division
	TOTALS BROUGHT FORWARD	228	7,570	45	7,843	11,711
4255-01	PENAL ROCK ROAD R.C. SCHOOL 8MM PENAL ROCK ROAD PENAL	65	293	2	360	1,248
4255-02	PENAL ROCK ROAD R.C. SCHOOL 8MM PENAL ROCK ROAD PENAL	76	411	3	490	
4260-01	PENAL ROCK ROAD HINDU SCHOOL PENAL ROCK ROAD PENAL	12	221	1	234	779
4260-02	PENAL ROCK ROAD HINDU SCHOOL PENAL ROCK ROAD PENAL	9	263	1	273	
4265-01	PENAL ROCK ROAD HINDU SCHOOL PENAL ROCK ROAD PENAL	10	276	4	290	959
4265-02	PENAL ROCK ROAD HINDU SCHOOL PENAL ROCK ROAD PENAL	9	344	1	354	
4270-01	CLARKE ROCHARD GOV'T PRIMARY SCHOOL CLARKE ROAD PENAL	39	276	6	321	1,095
	TOTALS CARRIED FORWARD	448	9,654	63	10,165	15,792

Elections to the House of Representatives, 2000

ELECTORAL DISTRICT OF SIPARIA

POLLING DIVISION	POLLING STATION	VOTES CAST FOR EACH CANDIDATE		REJECTED BALLOTS	VOTES CAST	ELECTORAL LIST
Number	Address	KOYLASS, CECIL P.N.M.	PERSAD-BISSESSAR, KAMLA U.N.C.	Number at each Polling Station	Number at each Polling Station	Number of Names on List by Polling Division
	TOTALS BROUGHT FORWARD	448	9,654	63	10,165	15,792
4270-02	CLARKE ROCHARD GOV'T PRIMARY SCHOOL CLARKE ROAD PENAL	10	374	2	386	
4275-01	CLARKE ROAD HINDU SCHOOL CLARKE ROAD PENAL	4	272	0	276	776
4275-02	CLARKE ROAD HINDU SCHOOL CLARKE ROAD PENAL	4	289	1	294	
4280-01	PENAL JUNIOR SECONDARY SCHOOL OLIVIERRE DRIVE PENAL	103	118	0	221	820
4280-02	PENAL JUNIOR SECONDARY SCHOOL OLIVIERRE DRIVE PENAL	70	174	1	245	
4285-01	PENAL JUNIOR SECONDARY SCHOOL OLIVIERRE DRIVE PENAL	167	81	0	248	803
4285-02	PENAL JUNIOR SECONDARY SCHOOL OLIVIERRE DRIVE PENAL	133	124	0	257	
	TOTALS CARRIED FORWARD	939	11,086	67	12,092	18,191

Elections to the House of Representatives, 2000

ELECTORAL DISTRICT OF SIPARIA

POLLING DIVISION	POLLING STATION	VOTES CAST FOR EACH CANDIDATE		REJECTED BALLOTS	VOTES CAST	ELECTORAL LIST
Number	Address	KOYLASS, CECIL P.N.M.	PERSAD-BISSESSAR, KAMLA U.N.C.	Number at each Polling Station	Number at each Polling Station	Number of Names on List by Polling Division
	TOTALS BROUGHT FORWARD	939	11,086	67	12,092	18,191
4290-01	PENAL JUNIOR SECONDARY SCHOOL OLIVIERRE DRIVE PENAL	38	286	0	324	985
4290-02	PENAL JUNIOR SECONDARY SCHOOL OLIVIERRE DRIVE PENAL	26	305	0	331	
4295-01	PENAL ROCK ROAD PRESBYTERIAN SCHOOL PENAL ROCK ROAD PENAL	16	255	1	272	874
4295-02	PENAL ROCK ROAD PRESBYTERIAN SCHOOL PENAL ROCK ROAD PENAL	5	244	0	249	
4300-01	PENAL ROCK ROAD PRESBYTERIAN SCHOOL PENAL ROCK ROAD PENAL	48	239	0	287	907
4300-02	PENAL ROCK ROAD PRESBYTERIAN SCHOOL PENAL ROCK ROAD PENAL	58	240	0	298	
4305	MORNE DIABLO R.C. SCHOOL SCOTTS ROAD MORNE DIABLO	186	79	1	266	483
	TOTALS CARRIED FORWARD	1,316	12,734	69	14,119	21,440

Elections to the House of Representatives, 2000

ELECTORAL DISTRICT OF SIPARIA

POLLING DIVISION	POLLING STATION	VOTES CAST FOR EACH CANDIDATE		REJECTED BALLOTS	VOTES CAST	ELECTORAL LIST
Number	Address	KOYLASS, CECIL P.N.M.	PERSAD-BISSESSAR, KAMLA U.N.C.	Number at each Polling Station	Number at each Polling Station	Number of Names on List by Polling Division
	TOTALS BROUGHT FORWARD	1,316	12,734	69	14,119	21,440
4310	MORNE DIABLO R.C. SCHOOL SCOTT'S ROAD MORNE DIABLO	108	310	1	419	648
4315	MORNE DIABLO R.C. SCHOOL SCOTT'S ROAD MORNE DIABLO	99	376	1	476	722
4320-01	DAYANAND MEMORIAL VEDIC PRIMARY SCHOOL RAMJOHN AVENUE PENAL	82	185	2	269	864
4320-02	DAYANAND MEMORIAL VEDIC PRIMARY SCHOOL RAMJOHN AVENUE PENAL	68	191	2	261	
4325	PENAL JUNIOR SECONDARY SCHOOL OLIVIERRE DRIVE PENAL	140	185	1	326	577
4350	POWER GEN SPORTS CLUB SYNE VILLAGE PENAL	74	338	3	415	589
4351	ST. CHRISTOPHER'S A.C. SCHOOL HIGH STREET SIPARIA	162	226	1	389	648
	TOTALS CARRIED FORWARD	2,049	14,545	80	16,674	25,488

Elections to the House of Representatives, 2000

ELECTORAL DISTRICT OF SIPARIA

POLLING DIVISION	POLLING STATION	VOTES CAST FOR EACH CANDIDATE		REJECTED BALLOTS	VOTES CAST	ELECTORAL LIST
Number	Address	KOYLASS, CECIL P.N.M.	PERSAD-BISSESSAR, KAMLA U.N.C.	Number at each Polling Station	Number at each Polling Station	Number of Names on List by Polling Division
	TOTALS BOUGHT FORWARD	2,049	14,545	80	16,674	25,488
4360-01	ST CHRISTOPHER'S A.C. SCHOOL HIGH STREET SIPARIA.	222	146	3	371	1,279
4360-02	ST CHRISTOPHER'S A.C. SCHOOL HIGH STREET SIPARIA.	192	225	1	418	
4455	SIPARIA BOYS R.C. SCHOOL MARY STREET SIPARIA.	129	82	0	211	342
*4460	SIPARIA BOYS R.C. SCHOOL MARY STREET SIPARIA.	241	272	1	514	342
	TOTALS	2,833	15,270	85	18,188	27,451

* Polling station where the ballots of Special Electors were intermixed (Rule 93, of the Election (Amendment) Rules, 1986).

I hereby certify that the foregoing is a Statement of the Poll showing the number of votes cast for each Candidate, and do on this 12th day of December, 2000 declare KAMLA PERSAD-BISSESSAR elected.

PATRICK PHILLIP
Returning Officer
Electoral District of SIPARIA

ELECTORAL DISTRICT OF ST. ANNS EAST

POLLING DIVISION	POLLING STATION	VOTES CAST FOR EACH CANDIDATE		REJECTED BALLOTS	VOTES CAST	ELECTORAL LIST
Number	Address	CHERRIE-ROCKE, JOAN M. U.N.C.	JOSEPH MARTIN P.N.M.	Number at each Polling Station	Number at each Polling Station	Number of Names on List by Polling Division
0920-01	SANTA CRUZ R.C. PRIMARY SCHOOL SADDLE ROAD SANTA CRUZ	68	223	1	292	1,791
0920-02	SANTA CRUZ R.C. PRIMARY SCHOOL SADDLE ROAD SANTA CRUZ	91	293	5	389	
0920-03	SANTA CRUZ R.C. PRIMARY SCHOOL SADDLE ROAD SANTA CRUZ	71	286	1	358	
0925-01	LA PASTORA GOVERNMENT SCHOOL LA PASTORA MAIN ROAD SANTA CRUZ	216	213	1	430	1,504
0925-02	LA PASTORA GOVERNMENT SCHOOL LA PASTORA MAIN ROAD SANTA CRUZ	286	150	0	436	
0930	TIDCO TOURISM OFFICE NORTH COAST ROAD MARACAS BAY, MARACAS	85	72	0	157	306
0935-01	LA PASTORA COMMUNITY CENTRE COR.CAPRIATA & LA PASTORA MAIN RDS SANTA CRUZ	66	200	2	268	932
	TOTALS CARRIED FORWARD	883	1,437	10	2,330	4,533

Elections to the House of Representatives, 2000

ELECTORAL DISTRICT OF ST. ANNS EAST

POLLING DIVISION	POLLING STATION	VOTES CAST FOR EACH CANDIDATE		REJECTED BALLOTS	VOTES CAST	ELECTORAL LIST
Number	Address	CHERRIE-ROCKE, JOAN M. U.N.C.	JOSEPH MARTIN P.N.M.	Number at each Polling Station	Number at each Polling Station	Number of Names on List by Polling Division
	TOTALS BROUGHT FORWARD	883	1,437	10	2,330	4,533
0935-02	LA PASTORA COMMUNITY CENTRE COR. CAPRIATA & LA PASTORA MAIN RDS SANTA CRUZ	116	167	0	283	
0940	SANTA CRUZ R.C. PRIMARY SCHOOL SADDLE ROAD SANTA CRUZ	178	303	0	481	772
0945-01	SANTA CRUZ R.C. PRIMARY SCHOOL SADDLE ROAD SANTA CRUZ	99	294	5	398	1,672
0945-02	SANTA CRUZ R.C. PRIMARY SCHOOL SADDLE ROAD SANTA CRUZ	61	210	1	272	
0945-03	SANTA CRUZ R.C. PRIMARY SCHOOL SADDLE ROAD SANTA CRUZ	76	253	0	329	
0950-01	SCHOOL FOR THE BLIND SADDLE ROAD SANTA CRUZ	107	305	1	413	2,254
0950-02	SCHOOL FOR THE BLIND SADDLE ROAD SANTA CRUZ	159	283	0	442	
	TOTALS CARRIED FORWARD	1,679	3,252	17	4,948	9,231

ELECTORAL DISTRICT OF ST. ANNS EAST

POLLING DIVISION	POLLING STATION	VOTES CAST FOR EACH CANDIDATE		REJECTED BALLOTS	VOTES CAST	ELECTORAL LIST
Number	Address	CHERRIE-ROCKE, JOAN M. U.N.C.	JOSEPH MARTIN P.N.M.	Number at each Polling Station	Number at each Polling Station	Number of Names on List by Polling Division
	TOTALS BROUGHT FORWARD	1,679	3,252	17	4,948	9,231
0950-03	SCHOOL FOR THE BLIND SADDLE ROAD SANTA CRUZ	145	254	5	404	
1010-01	SAN JUAN SENIOR COMP. SCHOOL BOURG MULATRESSE SAN JUAN	38	346	1	385	2,155
1010-02	SAN JUAN SENIOR COMP. SCHOOL BOURG MULATRESSE SAN JUAN	54	341	0	395	
1010-03	SAN JUAN SENIOR COMP. SCHOOL BOURG MULATRESSE SAN JUAN	47	329	6	382	
1015-01	SAN JUAN SENIOR COMP. SCHOOL BOURG MULATRESSE SAN JUAN	73	306	3	382	2,567
1015-02	SAN JUAN SENIOR COMP. SCHOOL BOURG MULATRESSE SAN JUAN	71	312	2	385	
1015-03	SAN JUAN SENIOR COMP. SCHOOL BOURG MULATRESSE SAN JUAN	101	265	2	368	
	TOTALS CARRIED FORWARD	2,208	5,405	36	7,649	13,953

Elections to the House of Representatives, 2000

ELECTORAL DISTRICT OF ST. ANNS EAST

POLLING DIVISION	POLLING STATION	VOTES CAST FOR EACH CANDIDATE		REJECTED BALLOTS	VOTES CAST	ELECTORAL LIST
Number	Address	CHERRIE-ROCKE, JOAN M. U.N.C.	JOSEPH MARTIN P.N.M.	Number at each Polling Station	Number at each Polling Station	Number of Names on List by Polling Division
	TOTALS BROUGHT FORWARD	2,208	5,405	36	7,649	13,953
1015-04	SAN JUAN SENIOR COMP. SCHOOL BOURG MULATRESSE SAN JUAN	92	230	0	322	
1020-01	BOURG MULATRESSE R.C. SCHOOL BOURG MULATRESSE SAN JUAN	100	268	1	369	1,327
1020-02	BOURG MULATRESSE R.C. SCHOOL BOURG MULATRESSE SAN JUAN	101	234	3	338	
1025-01	BOURG MULATRESSE R.C. SCHOOL BOURG MULATRESSE SAN JUAN	94	251	1	346	1,311
1025-02	BOURG MULATRESSE R.C. SCHOOL BOURG MULATRESSE SAN JUAN	101	232	0	333	
1045-01	FORMER SAN JUAN PRIVATE SEC. SCHOOL BUILDING CALVARY HILL SAN JUAN	38	237	0	275	976
1045-02	FORMER SAN JUAN PRIVATE SEC. SCHOOL BUILDING CALVARY HILL SAN JUAN	54	226	2	282	
	TOTALS CARRIED FORWARD	2,788	7,083	43	9,914	17,567

ELECTORAL DISTRICT OF ST. ANNS EAST

POLLING DIVISION	POLLING STATION	VOTES CAST FOR EACH CANDIDATE		REJECTED BALLOTS	VOTES CAST	ELECTORAL LIST
Number	Address	CHERRIE-ROCKE, JOAN M. U.N.C.	JOSEPH MARTIN P.N.M.	Number at each Polling Station	Number at each Polling Station	Number of Names on List by Polling Division
	TOTALS BROUGHT FORWARD	2,788	7,083	43	9,914	17,567
1060-01	FORMER SAN JUAN PRIVATE SEC. SCHOOL BUILDING CALVARY HILL SAN JUAN	36	238	0	274	989
1060-02	FORMER SAN JUAN PRIVATE SEC. SCHOOL BUILDING CALVARY HILL SAN JUAN	48	246	5	299	
1065-01	PAMBERI PANYARD SANTA CRUZ OLD ROAD SAN JUAN	39	155	1	195	820
1065-02	PAMBERI PANYARD SANTA CRUZ OLD ROAD SAN JUAN	52	210	0	262	
* 1090	SAN JUAN GOVERNMENT SECONDARY SCHOOL MOREAU ROAD VIA SADDLE ROAD SAN JUAN	273	431	2	706	716
1140-01	SAN JUAN GOVERNMENT SECONDARY SCHOOL MOREAU ROAD VIA SADDLE ROAD SAN JUAN	62	375	1	438	1,507
1140-02	SAN JUAN GOVERNMENT SECONDARY SCHOOL MOREAU ROAD VIA SADDLE ROAD SAN JUAN	65	317	2	384	
	TOTALS CARRIED FORWARD	3,363	9,055	54	12,472	21,599

* Polling Station where the ballots of Special Electors were intermixed (Rule 93, of the Election (Amendment) Rules, 1986).

Elections to the House of Representatives, 2000

ELECTORAL DISTRICT OF ST. ANNS EAST

POLLING DIVISION	POLLING STATION	VOTES CAST FOR EACH CANDIDATE		REJECTED BALLOTS	VOTES CAST	ELECTORAL LIST
Number	Address	CHERRIE-ROCKE, JOAN M. U.N.C.	JOSEPH MARTIN P.N.M.	Number at each Polling Station	Number at each Polling Station	Number of Names on List by Polling Division
	TOTALS BROUGHT FORWARD	3,363	9,055	54	12,472	21,599
1880-01	MARACAS PRESBYTERIAN SCHOOL, ACONO ROAD MARACAS	108	238	0	346	1,333
1880-02	MARACAS PRESBYTERIAN SCHOOL, ACONO ROAD MARACAS	193	219	5	417	
1885-01	MARACAS R.C. SCHOOL, ROYAL ROAD MARACAS	102	285	1	388	1,382
1885-02	MARACAS R.C. SCHOOL, ROYAL ROAD MARACAS	108	239	3	350	
1890-01	MARACAS COMMUNITY CENTRE, ROYAL ROAD MARACAS	102	270	2	374	1,182
1890-02	MARACAS COMMUNITY CENTRE, ROYAL ROAD MARACAS	110	230	4	344	
1895-01	MARACAS COMMUNITY CENTRE, ROYAL ROAD MARACAS	88	206	3	297	971
	TOTALS CARRIED FORWARD	4,174	10,742	72	14,988	26,467

POLLING DIVISION	POLLING STATION	VOTES CAST FOR EACH CANDIDATE		REJECTED BALLOTS	VOTES CAST	ELECTORAL LIST
Number	Address	CHERRIE-ROCKE, JOAN M. U.N.C.	JOSEPH MARTIN P.N.M.	Number at each Polling Station	Number at each Polling Station	Number of Names on List by Polling Division
	TOTALS BROUGHT FORWARD	4,174	10,742	72	14,988	26,467
1895-02	MARACAS COMMUNITY CENTRE ROYAL ROAD MARACAS	79	210	3	292	
1905	LAS CUEVAS GOVERNMENT SCHOOL LAS CUEVAS	79	177	1	257	470
	TOTALS	4,332	11,129	76	15,537	26,937

I hereby certify that the foregoing is a Statement of the Poll showing the number of votes cast for each Candidate, and do on this 12th day of December 2000, declare MARTIN JOSEPH elected.

IVOR ALLUM
Returning Officer
Electoral District of ST. ANNS EAST

Elections to the House of Representatives, 2000

ELECTORAL DISTRICT OF ST. AUGUSTINE

POLLING DIVISION	POLLING STATION	VOTES CAST FOR EACH CANDIDATE		REJECTED BALLOTS	VOTES CAST	ELECTORAL LIST
Number	Address	HUMPHREY, JOHN D. U.N.C.	MAHARAJ MERU P.N.M.	Number at each Polling Station	Number at each Polling Station	Number of Names on List by Polling Division
1545	CUREPE ANGLICAN SCHOOL BELLE SMYTHE STREET CUREPE.	183	99	0	282	457
1550	CUREPE ANGLICAN SCHOOL BELLE SMYTHE STREET CUREPE.	80	186	0	266	439
1555	FATIMA R.C. SCHOOL BUSHE STREET CUREPE	306	162	1	469	730
1560	FATIMA R.C. SCHOOL BUSHE STREET CUREPE	207	111	2	320	528
1565-01	CUREPE PRESBYTERIAN SCHOOL LYNDON STREET CUREPE	288	79	0	367	1,136
1565-02	CUREPE PRESBYTERIAN SCHOOL LYNDON STREET CUREPE	290	52	2	344	
1570-01	CUREPE PRESBYTERIAN SCHOOL LYNDON STREET CUREPE	186	72	1	259	814
	TOTALS CARRIED FORWARD	1,540	761	6	2,307	4,104

ELECTORAL DISTRICT OF ST. AUGUSTINE

POLLING DIVISION	POLLING STATION	VOTES CAST FOR EACH CANDIDATE		REJECTED BALLOTS	VOTES CAST	ELECTORAL LIST
Number	Address	HUMPHREY, JOHN D. U.N.C.	MAHARAJ MERU P.N.M.	Number at each Polling Station	Number at each Polling Station	Number of Names on List by Polling Division
	TOTALS BROUGHT FORWARD	1,540	761	6	2,307	4,104
1570-02	CUREPE PRESBYTERIAN SCHOOL LYNDON STREET CUREPE	249	54	1	304	
1575-01	ST AUGUSTINE GIRLS' HIGH SCHOOL EVANS STREET CUREPE	232	156	0	388	1,153
1575-02	ST AUGUSTINE GIRLS' HIGH SCHOOL EVANS STREET CUREPE	293	99	1	393	
1580-01	ST AUGUSTINE GIRLS' HIGH SCHOOL EVANS STREET CUREPE	231	48	2	281	881
1580-02	ST AUGUSTINE GIRLS' HIGH SCHOOL EVANS STREET CUREPE	277	21	0	298	
1585-01	ST AUGUSTINE GIRLS' HIGH SCHOOL EVANS STREET CUREPE	255	14	2	271	991
1585-02	ST AUGUSTINE GIRLS' HIGH SCHOOL EVANS STREET CUREPE	357	16	0	373	
	TOTALS CARRIED FORWARD	3,434	1,169	12	4,615	7,129

Elections to the House of Representatives, 2000

ELECTORAL DISTRICT OF ST. AUGUSTINE

POLLING DIVISION	POLLING STATION	VOTES CAST FOR EACH CANDIDATE		REJECTED BALLOTS	VOTES CAST	ELECTORAL LIST
Number	Address	HUMPHREY, JOHN D. U.N.C.	MAHARAJ MERU P.N.M.	Number at each Polling Station	Number at each Polling Station	Number of Names on List by Polling Division
	TOTALS BROUGHT FORWARD	3,434	1,169	12	4,615	7,129
1590-01	ST AUGUSTINE COMMUNITY CENTRE FREEMAN ROAD ST AUGUSTINE (SOUTH)	505	28	7	540	1,349
1590-02	ST AUGUSTINE COMMUNITY CENTRE FREEMAN ROAD ST AUGUSTINE (SOUTH)	467	10	3	480	
1600-01	SIMBHONATH CAPILDEO T/PUNA HINDU SCHOOL PASEA EXTENSION ROAD TUNAPUNA	467	23	0	490	1,680
1600-02	SIMBHONATH CAPILDEO T/PUNA HINDU SCHOOL PASEA EXTENSION ROAD TUNAPUNA	477	16	3	496	
1600-03	SIMBHONATH CAPILDEO T/PUNA HINDU SCHOOL PASEA EXTENSION ROAD TUNAPUNA	212	9	1	222	
*1605	WORKS DEPARTMENT U.W.I. ST AUGUSTINE	244	238	0	482	386
1650	LUCIA'S PRIVATE SCHOOL ST. AUGUSTINE CIRCULAR ROAD ST AUGUSTINE	123	177	0	300	531
	TOTALS CARRIED FORWARD	5,929	1,670	26	7,625	11,075

* Polling Station where the ballots of Special Electors were intermixed (Rule 93, of the Election (Amendment) Rules, 1986).

ELECTORAL DISTRICT OF ST. AUGUSTINE

POLLING DIVISION	POLLING STATION	VOTES CAST FOR EACH CANDIDATE		REJECTED BALLOTS	VOTES CAST	ELECTORAL LIST
Number	Address	HUMPHREY, JOHN D. U.N.C.	MAHARAJ MERU P.N.M.	Number at each Polling Station	Number at each Polling Station	Number of Names on List by Polling Division
	TOTALS BROUGHT FORWARD	5,929	1,670	26	7,625	11,075
1655	TUNAPUNA COMMUNITY CENTRE CENTENARY STREET TUNAPUNA	268	108	1	377	602
1660-01	TUNAPUNA GOVERNMENT SCHOOL PASEA MAIN ROAD TUNAPUNA	340	54	0	394	1,013
1660-02	TUNAPUNA GOVERNMENT SCHOOL PASEA MAIN ROAD TUNAPUNA	289	24	1	314	
1665-01	TUNAPUNA GOVERNMENT SCHOOL PASEA MAIN ROAD TUNAPUNA	313	43	0	356	955
1665-02	TUNAPUNA GOVERNMENT SCHOOL PASEA MAIN ROAD TUNAPUNA	270	24	0	294	
1720	TUNAPUNA COMMUNITY CENTRE CENTENARY STREET TUNAPUNA	183	125	4	312	481
1725-01	TUNAPUNA BOYS' R.C. SCHOOL PICKTON STREET TUNAPUNA	297	117	1	415	1,073
	TOTALS CARRIED FORWARD	7,889	2,165	33	10,087	15,199

Elections to the House of Representatives, 2000
ELECTORAL DISTRICT OF ST. AUGUSTINE

POLLING DIVISION	POLLING STATION	VOTES CAST FOR EACH CANDIDATE		REJECTED BALLOTS	VOTES CAST	ELECTORAL LIST
Number	Address	HUMPHREY, JOHN D. U.N.C.	MAHARAJ MERU P.N.M.	Number at each Polling Station	Number at each Polling Station	Number of Names on List by Polling Division
	TOTALS BROUGHT FORWARD	7,889	2,165	33	10,087	15,199
1725-02	TUNAPUNA BOYS' R.C. SCHOOL PICTON STREET TUNAPUNA	244	68	0	312	
1730	EL DORADO SOUTH HINDU SCHOOL WILKINSON STREET EL DORADO	200	114	1	315	473
1731-01	TUNAPUNA BOYS' R.C. SCHOOL PICTON STREET TUNAPUNA	27	203	0	230	777
1731-02	TUNAPUNA BOYS' R.C. SCHOOL PICTON STREET TUNAPUNA	48	184	2	234	
1735	EL DORADO SOUTH HINDU SCHOOL WILKINSON STREET EL DORADO	330	91	1	422	636
1740-01	ST MARY'S AC SCHOOL EASTERN MAIN ROAD TACARIGUA	67	187	0	254	790
1740-02	ST MARY'S AC SCHOOL EASTERN MAIN ROAD TACARIGUA	90	161	0	251	
	TOTALS CARRIED FORWARD	8,895	3,173	37	12,105	17,875

POLLING DIVISION	POLLING STATION	VOTES CAST FOR EACH CANDIDATE		REJECTED BALLOTS	VOTES CAST	ELECTORAL LIST
Number	Address	HUMPHREY, JOHN D. U.N.C.	MAHARAJ MERU P.N.M.	Number at each Polling Station	Number at each Polling Station	Number of Names on List by Polling Division
	TOTALS BROUGHT FORWARD	8,895	3,173	37	12,105	17,875
1741-01	ST MARY'S AC SCHOOL EASTERN MAIN ROAD TACARIGUA	231	227	2	460	1,354
1741-02	ST MARY'S AC SCHOOL EASTERN MAIN ROAD TACARIGUA	321	155	2	478	
1745-01	EL DORADO SOUTH HINDU SCHOOL WILKINSON STREET EL DORADO	253	26	0	279	819
1745-02	EL DORADO SOUTH HINDU SCHOOL WILKINSON STREET EL DORADO	317	15	0	332	
1746	TACARIGUA HIGH LIFT STATION MACOYA GARDENS PHASE 3 TUNAPUNA	41	323	0	364	533
1785-01	TACARIGUA PRESBYTERIAN SCHOOL EASTERN MAIN ROAD TACARIGUA	162	286	2	450	2,133
1785-02	TACARIGUA PRESBYTERIAN SCHOOL EASTERN MAIN ROAD TACARIGUA	219	299	2	520	
	TOTALS CARRIED FORWARD	10,439	4,504	45	14,988	22,714

Elections to the House of Representatives, 2000

ELECTORAL DISTRICT OF ST. AUGUSTINE

POLLING DIVISION	POLLING STATION	VOTES CAST FOR EACH CANDIDATE		REJECTED BALLOTS	VOTES CAST	ELECTORAL LIST
Number	Address	HUMPHREY, JOHN D. U.N.C.	MAHARAJ MERU P.N.M.	Number at each Polling Station	Number at each Polling Station	Number of Names on List by Polling Division
	TOTALS BROUGHT FORWARD	10,439	4,504	45	14,988	22,714
1785-03	TACARIGUA PRESBYTERIAN SCHOOL EASTERN MAIN ROAD TACARIGUA	236	287	2	525	
1787-01	DINSLEY/TRINCITY GOVT. PRIMARY SCHOOL COR. MONTAGUE AVE & TRINCITY BOULEVARD - TRINCITY	111	380	0	491	1,389
1787-02	DINSLEY/TRINCITY GOVT. PRIMARY SCHOOL COR. MONTAGUE AVE & TRINCITY BOULEVARD - TRINCITY	114	396	0	510	
1795-01	ST HELENA PRESBYTERIAN SCHOOL ST HELENA	295	33	3	331	1,098
1795-02	ST HELENA PRESBYTERIAN SCHOOL ST HELENA	392	18	2	412	
	TOTALS	11,587	5,618	52	17,257	25,201

I hereby certify that the foregoing is a Statement of the Poll showing the number of votes cast for each Candidate, and do on this 19th day of December, 2000 declare JOHN D. HUMPHREY elected.

FRANK PHILLIPS
Returning Officer
Electoral District of ST. AUGUSTINE

Elections to the House of Representatives, 2000

ELECTORAL DISTRICT OF ST. JOSEPH

POLLING DIVISION	POLLING STATION	VOTES CAST FOR EACH CANDIDATE		REJECTED BALLOTS	VOTES CAST	ELECTORAL LIST
Number	Address	CARTER DONNA M. P.N.M.	JOHN CARLOS L.R. U.N.C.	Number at each Polling Station	Number at each Polling Station	Number of Names on List by Polling Division
1030	W.A.S.A. CENTRE FOR MANPOWER DEV. FARM ROAD ST JOSEPH	232	115	3	350	542
1031-01	MOUNT D'OR GOVERNMENT SCHOOL MOUNT D'OR ROAD CHAMPS FLEURS	249	60	1	310	1,128
1031-02	MOUNT D'OR GOVERNMENT SCHOOL MOUNT D'OR ROAD CHAMPS FLEUR	259	79	2	340	
1035-01	WEST INDIAN TOBACCO SPORTS CLUB CHAMPS FLEUR	298	115	1	414	1,457
1035-02	WEST INDIAN TOBACCO SPORTS CLUB CHAMPS FLEUR	275	161	1	437	
1040-01	MT LAMBERT/MT HOPE COMMUNITY CENTRE COMMUNITY DRIVE, MT. HOPE	160	76	2	238	905
1040-02	MT LAMBERT/MT HOPE COMMUNITY CENTRE COMMUNITY DRIVE, MT. HOPE	186	110	0	296	
	TOTALS CARRIED FORWARD	1,659	716	10	2,385	4,032

Elections to the House of Representatives, 2000

ELECTORAL DISTRICT OF ST. JOSEPH

POLLING DIVISION	POLLING STATION	VOTES CAST FOR EACH CANDIDATE		REJECTED BALLOTS	VOTES CAST	ELECTORAL LIST
Number	Address	CARTER DONNA M. P.N.M.	JOHN CARLOS L.R. U.N.C.	Number at each Polling Station	Number at each Polling Station	Number of Names on List by Polling Division
	TOTALS BROUGHT FORWARD	1,659	716	10	2,385	4,032
1041-01	MT HOPE JUNIOR SECONDARY SCHOOL MAINGOT STREET MT HOPE	261	31	1	293	827
1041-02	MT HOPE JUNIOR SECONDARY SCHOOL MAINGOT STREET MT HOPE	217	38	0	255	
1042	MT LAMBERT/MT HOPE COMMUNITY CENTRE COMMUNITY DRIVE, MT. HOPE	294	84	1	379	668
1046	MT HOPE JUNIOR SECONDARY SCHOOL MAINGOT STREET MT HOPE	341	75	4	420	665
1050	FORMER SAN JUAN PRIVATE SEC. SCHOOL BUILDING CALVARY HILL SAN JUAN	179	33	0	212	358
1055	HARMONY FRIENDLY SOCIETY HALL BROOME STREET NORTH PETIT HOUFG, SAN JUAN	274	110	0	384	639
1070	ST JOHN THE BAPTIST RC CHURCH HALL ST JOSEPH STREET SAN JUAN	214	155	2	371	636
	TOTALS CARRIED FORWARD	3,439	1,242	18	4,699	7,825

Elections to the House of Representatives, 2000
ELECTORAL DISTRICT OF ST. JOSEPH

POLLING DIVISION	POLLING STATION	VOTES CAST FOR EACH CANDIDATE		REJECTED BALLOTS	VOTES CAST	ELECTORAL LIST
Number	Address	CARTER DONNA M. P.N.M.	JOHN CARLOS L.R. U.N.C.	Number at each Polling Station	Number at each Polling Station	Number of Names on List by Polling Division
	TOTALS BROUGHT FORWARD	3,439	1,242	18	4,699	7,825
1075	SAN JUAN BOYS' R.C. SCHOOL CEMETERY STREET SAN JUAN	107	81	0	188	324
1080	SAN JUAN BOYS' R.C. SCHOOL CEMETERY STREET SAN JUAN	127	177	1	305	506
1085	SAN JUAN GIRLS' R.C. SCHOOL SAN JUAN STREET SAN JUAN	62	339	0	401	589
1450	GHANDI MEMORIAL VEDIC SCHOOL ARANGUEZ MAIN ROAD ARANGUEZ	126	289	2	417	623
1455	GHANDI MEMORIAL VEDIC SCHOOL ARANGUEZ MAIN ROAD ARANGUEZ	20	211	1	232	344
1460-01	ARANGUEZ GOVERNMENT SCHOOL MARY STREET ARANGUEZ	60	288	3	351	1,163
1460-02	ARANGUEZ GOVERNMENT SCHOOL MARY STREET ARANGUEZ	29	401	3	433	
	TOTALS CARRIED FORWARD	3,970	3,028	28	7,026	11,374

Elections to the House of Representatives, 2000

ELECTORAL DISTRICT OF ST. JOSEPH

POLLING DIVISION	POLLING STATION	VOTES CAST FOR EACH CANDIDATE		REJECTED BALLOTS	VOTES CAST	ELECTORAL LIST
Number	Address	CARTER DONNA M. P.N.M.	JOHN CARLOS L.R. U.N.C.	Number at each Polling Station	Number at each Polling Station	Number of Names on List by Polling Division
	TOTALS BROUGHT FORWARD	3,970	3,028	28	7,026	11,374
1465-01	ARANGUEZ JUNIOR SECONDARY SCHOOL BOUNDARY ROAD EXTENSION ARANGUEZ	36	371	1	408	1,729
1465-02	ARANGUEZ JUNIOR SECONDARY SCHOOL BOUNDARY ROAD EXTENSION ARANGUEZ	11	354	5	370	
1465-03	ARANGUEZ JUNIOR SECONDARY SCHOOL BOUNDARY ROAD EXTENSION ARANGUEZ	20	467	9	496	
1470	ARANGUEZ HINDU SCHOOL CHOOTOO STREET ARANGUEZ	4	476	0	480	654
1475	ARANGUEZ HINDU SCHOOL CHOOTOO STREET ARANGUEZ	9	240	0	249	340
1480	MT LAMBERT R.C. SCHOOL 8TH STREET MT LAMBERT	232	93	1	326	539
1485	MT LAMBERT R.C. SCHOOL 8TH STREET MT LAMBERT	195	148	1	344	534
	TOTALS CARRIED FORWARD	4,477	5,177	45	9,699	15,170

Elections to the House of Representatives, 2000

ELECTORAL DISTRICT OF ST. JOSEPH

POLLING DIVISION	POLLING STATION	VOTES CAST FOR EACH CANDIDATE		REJECTED BALLOTS	VOTES CAST	ELECTORAL LIST
Number	Address	CARTER DONNA M. P.N.M.	JOHN CARLOS L.R. U.N.C.	Number at each Polling Station	Number at each Polling Station	Number of Names on List by Polling Division
	TOTALS BROUGHT FORWARD	4,477	5,177	45	9,699	15,170
1490	MT LAMBERT R.C. SCHOOL 8TH STREET MT LAMBERT	187	94	3	284	445
1495	MT LAMBERT R.C. SCHOOL 8TH STREET MT LAMBERT	220	116	1	337	550
1496	CIPRIANI LABOUR COLLEGE VALSAYN NORTH VALSAYN	109	172	1	282	428
1500	BAMBOO GROVE PRESBYTERIAN SCHOOL BAMBOO SETTLEMENT NO 1 URIAH BUTLER HIGHWAY	11	501	8	520	676
1501	BAMBOO GROVE PRESBYTERIAN SCHOOL BAMBOO SETTLEMENT NO 1 URIAH BUTLER HIGHWAY	19	570	2	591	756
1505-01	VALSAYN TEACHERS' COLLEGE SOUTHERN MAIN ROAD CUREPE	114	260	2	376	2,419
1505-02	VALSAYN TEACHERS' COLLEGE SOUTHERN MAIN ROAD CUREPE	158	252	0	410	
	TOTALS CARRIED FORWARD	5,295	7,142	62	12,499	20,444

Elections to the House of Representatives, 2000

ELECTORAL DISTRICT OF ST. JOSEPH

POLLING DIVISION	POLLING STATION	VOTES CAST FOR EACH CANDIDATE		REJECTED BALLOTS	VOTES CAST	ELECTORAL LIST
Number	Address	CARTER DONNA M. P.N.M.	JOHN CARLOS L.R. U.N.C.	Number at each Polling Station	Number at each Polling Station	Number of Names on List by Polling Division
	TOTALS BROUGHT FORWARD	5,295	7,142	62	12,499	20,444
1505-03	VALSAYN TEACHERS' COLLEGE SOUTHERN MAIN ROAD CUREPE	85	324	0	409	
1505-04	VALSAYN TEACHERS' COLLEGE SOUTHERN MAIN ROAD CUREPE	155	364	1	520	
*1506-01	CIPRIANI LABOUR COLLEGE VALSAYN NORTH VALSAYN	313	336	2	651	1,743
1506-02	CIPRIANI LABOUR COLLEGE VALSAYN NORTH VALSAYN	120	245	1	366	
1506-03	CIPRIANI LABOUR COLLEGE VALSAYN NORTH VALSAYN	126	322	4	452	
1510-01	W.A.S.A. CENTRE FOR MANPOWER DEV. FARM ROAD ST JOSEPH	162	177	4	343	877
1510-02	W.A.S.A. CENTRE FOR MANPOWER DEV. FARM ROAD ST JOSEPH	130	121	0	251	
	TOTALS	6,386	9,031	74	15,491	23,064

* Polling Station where the ballots of Special Electors were intermixed (Rule 93, of the Election (Amendment) Rules, 1986).

Elections to the House of Representatives, 2000

ELECTORAL DISTRICT OF ST. JOSEPH

POLLING DIVISION	POLLING STATION	VOTES CAST FOR EACH CANDIDATE		REJECTED BALLOTS	VOTES CAST	ELECTORAL LIST
Number	Address	CARTER DONNA M. P.N.M.	JOHN CARLOS L.R. U.N.C.	Number at each Polling Station	Number at each Polling Station	Number of Names on List by Polling Division
	TOTALS BOUGHT FORWARD	6,386	9,031	74	15,491	23,064
1515-01	ST JOSEPH COLLEGE RICHMOND STREET ST JOSEPH	169	140	2	311	961
1515-02	ST JOSEPH COLLEGE RICHMOND STREET ST JOSEPH	167	159	0	326	
1520	ST JOSEPH GIRLS' R.C. SCHOOL RICHMOND STREET ST JOSEPH	293	164	1	458	670
1525	ST JOSEPH GIRLS' R.C. SCHOOL RICHMOND STREET ST JOSEPH	167	154	0	321	486
1530	ST JOSEPH GIRLS' R.C. SCHOOL RICHMOND STREET ST JOSEPH	205	105	1	311	459
	TOTALS	7,387	9,753	78	17,218	25,640

I hereby certify that the foregoing is a Statement of the Poll showing the number of votes cast for each Candidate, and do on this 12th day of December, 2000 declare CARLOS L.R. JOHN elected.

GENET PILGRIM-SIMMONS
Returning Officer
Electoral District of ST. JOSEPH

Elections to the House of Representatives, 2000

ELECTORAL DISTRICT OF TABAQUITE

POLLING DIVISION	POLLING STATION	VOTES CAST FOR EACH CANDIDATE			REJECTED BALLOTS	VOTES CAST	ELECTORAL LIST
Number	Address	JAEN NOE INDEP.	NANAN ADESH C. U.N.C.	SAHAI JAIMUNGAL P. P.N.M.	Number at each Polling Station	Number at each Polling Station	Number of Names on List by Polling Division
2640	TORRIB TRACE PRESBYTERIAN SCHOOL TORRIB TABAQUITE ROAD TORRIB TRACE	5	350	120	0	475	705
2641	TABAQUITE COMPOSITE SCHOOL MANUEL JUNCTION, GUARACARA TABAQUITE ROAD, TABAQUITE	8	225	188	4	425	709
2645-01	TABAQUITE R.C. SCHOOL SAND HILL ROAD TABAQUITE	12	95	116	1	224	821
2645-02	TABAQUITE R.C. SCHOOL SAND HILL ROAD TABAQUITE	12	167	86	0	265	
2650	TABAQUITE EARLY CHILDHOOD EDUCATION BOARD GUARACARA TABAQUITE ROAD TABAQUITE	2	148	101	1	252	406
2655	FLANAGIN TOWN R.C. SCHOOL BRASSO-CAPARO VALLEY ROAD FLANAGIN TOWN	1	190	116	2	309	538
3025-01	TABAQUITE COMPOSITE SCHOOL MANUEL JUNCTION, GUARACARA TABAQUITE ROAD, TABAQUITE	4	177	77	0	258	856
	TOTALS CARRIED FORWARD	44	1,352	804	8	2,208	4,035

Elections to the House of Representatives, 2000

ELECTORAL DISTRICT OF TABAQUITE

POLLING DIVISION	POLLING STATION	VOTES CAST FOR EACH CANDIDATE			REJECTED BALLOTS	VOTES CAST	ELECTORAL LIST
Number	Address	JAEN NOE INDEP.	NANAN ADESH C. U.N.C.	SAHAI JAIMUNGAL P. P.N.M.	Number at each Polling Station	Number at each Polling Station	Number of Names on List by Polling Division
	TOTALS BROUGHT FORWARD	44	1,352	804	8	2,208	4,035
3025-02	TABAQUITE COMPOSITE SCHOOL MANUEL JUNCTION, GUARACARA TABAQUITE ROAD, TABAQUITE	2	221	73	1	297	
3030	GRAN COUVA R.C. SCHOOL MAIN ROAD, PEPPER VILLAGE GRAN COUVA	0	193	34	0	227	401
3075	COUVA/TABAQUITE/TALPARO CORP. OFFICE MAIN ROAD GRAN COUVA	4	115	47	1	167	304
3080	TORTUGA GOVERNMENT SCHOOL CEDAR HILL ROAD TORTUGA	25	279	65	0	369	607
3240	MT PLEASANT GOVERNMENT SCHOOL SOLEDAD ROAD NORTH CLAXTON BAY	2	330	34	1	367	511
3245-01	FORRES PARK SERVOL LIFE CENTRE CEDAR HILL ROAD FORRES PARK	2	274	16	1	293	909
3245-02	FORRES PARK SERVOL LIFE CENTRE CEDAR HILL ROAD FORRES PARK	4	344	9	2	359	
	TOTALS CARRIED FORWARD	83	3,108	1,082	14	4,287	6,767

Elections to the House of Representatives, 2000

ELECTORAL DISTRICT OF TABAQUITE

POLLING DIVISION	POLLING STATION	VOTES CAST FOR EACH CANDIDATE			REJECTED BALLOTS	VOTES CAST	ELECTORAL LIST
Number	Address	JAEN NOE INDEP.	NANAN ADESH C. U.N.C.	SAHAI JAIMUNGAL P. P.N.M.	Number at each Polling Station	Number at each Polling Station	Number of Names on List by Polling Division
	TOTALS BROUGHT FORWARD	83	3,108	1,082	14	4,287	6,767
3250-01	MAYO R.C. SCHOOL MAYO VILLAGE	2	207	88	3	300	1,001
3250-02	MAYO R.C. SCHOOL MAYO VILLAGE	11	262	33	0	306	
3255	GUARACARA HINDU SCHOOL GUARACARA JUNCTION GUARACARA	28	264	48	4	344	539
3260	PIPARO PRESBYTERIAN SCHOOL PASCUAL ROAD PIPARO	7	369	48	3	427	720
3261	PIPARO PRESBYTERIAN SCHOOL PASCUAL ROAD PIPARO	4	427	37	3	471	734
3265-01	RIVERSDALE PRESBYTERIAN SCHOOL GUARACARA TABAQUITE ROAD RIVERSDALE, WILLIAMSVILLE	9	230	62	1	302	889
3265-02	RIVERSDALE PRESBYTERIAN SCHOOL GUARACARA TABAQUITE ROAD RIVERSDALE, WILLIAMSVILLE	10	229	31	2	272	
	TOTALS CARRIED FORWARD	154	5,096	1,429	30	6,709	10,650

ELECTORAL DISTRICT OF TABAQUITE

POLLING DIVISION	POLLING STATION	VOTES CAST FOR EACH CANDIDATE			REJECTED BALLOTS	VOTES CAST	ELECTORAL LIST
Number	Address	JAEN NOE INDEP.	NANAN ADESH C. U.N.C.	SAHAI JAIMUNGAL P. P.N.M.	Number at each Polling Station	Number at each Polling Station	Number of Names on List by Polling Division
	TOTALS BROUGHT FORWARD	154	5,096	1,429	30	6,709	10,650
3266	RIVERSDALE PRESBYTERIAN SCHOOL GUARACARA TABAQUITE ROAD RIVERSDALE, WILLIAMSVILLE	11	232	92	1	336	521
3270-01	BONNE AVENTURE PRESBYTERIAN SCHOOL SCHOOL TRACE BONNE AVENTURE	11	270	125	3	409	1,203
3270-02	BONNE AVENTURE PRESBYTERIAN SCHOOL SCHOOL TRACE BONNE AVENTURE	7	351	42	3	403	
3275-01	BONNE AVENTURE PRESBYTERIAN SCHOOL SCHOOL TRACE BONNE AVENTURE	5	220	118	0	343	988
3275-02	BONNE AVENTURE PRESBYTERIAN SCHOOL SCHOOL TRACE BONNE AVENTURE	6	275	37	0	318	
3280-01	BONNE AVENTURE PRESBYTERIAN SCHOOL SCHOOL TRACE BONNE AVENTURE	4	231	226	2	463	1,424
3280-02	BONNE AVENTURE PRESBYTERIAN SCHOOL SCHOOL TRACE BONNE AVENTURE	8	330	157	3	498	
	TOTALS CARRIED FORWARD	206	7,005	2,226	42	9,479	14,786

Elections to the House of Representatives, 2000
ELECTORAL DISTRICT OF TABAQUITE

POLLING DIVISION	POLLING STATION	VOTES CAST FOR EACH CANDIDATE			REJECTED BALLOTS	VOTES CAST	ELECTORAL LIST
Number	Address	JAEN NOE INDEP.	NANAN ADESH C. U.N.C.	SAHAI JAIMUNGAL P. P.N.M.	Number at each Polling Station	Number at each Polling Station	Number of Names on List by Polling Division
	TOTALS BROUGHT FORWARD	206	7,005	2,226	42	9,479	14,786
3350-01	GASPARILLO HINDU SCHOOL RAMSAWAK MAHARAJ TRACE GASPARILLO	7	185	88	0	280	829
*3350-02	GASPARILLO HINDU SCHOOL RAMSAWAK MAHARAJ TRACE GASPARILLO	34	382	212	0	628	
3351-01	GASPARILLO COMPOSITE SCHOOL BONNE AVENTURE ROAD HAPPY HILL, GASPARILLO	5	124	130	0	259	807
3351-02	GASPARILLO COMPOSITE SCHOOL BONNE AVENTURE ROAD HAPPY HILL, GASPARILLO	4	148	94	1	247	
3352	GASPARILLO GOVERNMENT SCHOOL CHURCH STREET GASPARILLO	11	347	112	0	470	679
3353-01	GASPARILLO COMPOSITE SCHOOL BONNE AVENTURE ROAD HAPPY HILL, GASPARILLO	5	143	143	1	292	934
3353-02	GASPARILLO COMPOSITE SCHOOL BONNE AVENTURE ROAD HAPPY HILL, GASPARILLO	6	172	89	2	269	
	TOTALS CARRIED FORWARD	278	8,506	3,094	46	11,924	18,035

* Polling Station where the ballots of Special Electors were intermixed (Rule 93, of the Election (Amendment) Rules, 1986).

ELECTORAL DISTRICT OF TABAQUITE

POLLING DIVISION	POLLING STATION	VOTES CAST FOR EACH CANDIDATE			REJECTED BALLOTS	VOTES CAST	ELECTORAL LIST
Number	Address	JAEN NOE INDEP.	NANAN ADESH C, U.N.C.	SAHAI JAIMUNGAL P. P.N.M.	Number at each Polling Station	Number at each Polling Station	Number of Names on List by Polling Division
	TOTALS BROUGHT FORWARD	278	8,506	3,094	46	11,924	18,035
3355-01	HAPPY HILL HINDU SCHOOL BONNE AVENTURE ROAD GASPARILLO	7	213	184	0	404	1,172
3355-02	HAPPY HILL HINDU SCHOOL BONNE AVENTURE ROAD GASPARILLO	6	196	104	1	307	
3360-01	GASPARILLO COMPOSITE SCHOOL BONNE AVENTURE ROAD HAPPY HILL, GASPARILLO	10	329	85	1	425	1,159
3360-02	GASPARILLO COMPOSITE SCHOOL BONNE AVENTURE ROAD HAPPY HILL, GASPARILLO	16	338	40	0	394	
3365-01	WHITELAND COMMUNITY CENTRE COROSAL ROAD WHITELAND	6	357	158	1	522	1,415
3365-02	WHITELAND COMMUNITY CENTRE COROSAL ROAD WHITELAND	6	374	60	1	441	
3374	PALMYRA (S.D.M.S.) HINDU SCHOOL NAPARIMA-MAYARO ROAD PALMYRA VILLAGE	2	262	30	0	294	483
	TOTALS CARRIED FORWARD	331	10,575	3,755	50	14,711	22,264

Elections to the House of Representatives, 2000

ELECTORAL DISTRICT OF TABAQUITE

POLLING DIVISION	POLLING STATION	VOTES CAST FOR EACH CANDIDATE			REJECTED BALLOTS	VOTES CAST	ELECTORAL LIST
Number	Address	JAEN NOE INDEP.	NANAN ADESH C. U.N.C.	SAHAI JAIMUNGAL P. P.N.M.	Number at each Polling Station	Number at each Polling Station	Number of Names on List by Polling Division
	TOTALS BROUGHT FORWARD	331	10,575	3,755	50	14,711	22,264
3375-01	REFORM PRESBYTERIAN SCHOOL GUARACARA-TABAQUITE ROAD REFORM VILLAGE	11	278	39	1	329	1,226
3375-02	REFORM PRESBYTERIAN SCHOOL GUARACARA-TABAQUITE ROAD REFORM VILLAGE	11	452	25	3	491	
3380-01	WILLIAMSVILLE JUNIOR SEC SCHOOL GUARACARA-TABAQUITE ROAD WILLIAMSVILLE	2	178	7	0	187	763
3380-02	WILLIAMSVILLE JUNIOR SEC SCHOOL GUARACARA-TABAQUITE ROAD WILLIAMSVILLE	4	322	10	0	336	
3385	IERE VILLAGE GOVERNMENT SCHOOL NAPARIMA-MAYARO ROAD IERE VILLAGE	5	302	36	1	344	505
3386-01	IERE VILLAGE GOVERNMENT SCHOOL NAPARIMA-MAYARO ROAD IERE VILLAGE	3	273	38	0	314	1,101
3386-02	IERE VILLAGE GOVERNMENT SCHOOL NAPARIMA-MAYARO ROAD IERE VILLAGE	4	357	41	1	403	
	TOTALS CARRIED FORWARD	371	12,737	3,951	56	17,115	25,859

ELECTORAL DISTRICT OF TABAQUITE

POLLING DIVISION	POLLING STATION	VOTES CAST FOR EACH CANDIDATE			REJECTED BALLOTS	VOTES CAST	ELECTORAL LIST
Number	Address	JAEN NOE INDEP.	NANAN ADESH C. U.N.C.	SAHAI JAIMUNGAL P. P.N.M.	Number at each Polling Station	Number at each Polling Station	Number of Names on List by Polling Division
	TOTALS BROUGHT FORWARD	371	12,737	3,951	56	17,115	25,859
3625-01	IERE VILLAGE GOVERNMENT SCHOOL NAPARIMA-MAYARO ROAD IERE VILLAGE	3	261	55	3	322	995
3625-02	IERE VILLAGE GOVERNMENT SCHOOL NAPARIMA-MAYARO ROAD IERE VILLAGE	7	284	23	3	317	
	TOTALS	381	13,282	4,029	62	17,754	26,854

I hereby certify that the foregoing is a Statement of the Poll showing the number of votes cast for each Candidate, and do on this 19th day of December, 2000
declare ADESH CURTIS NANAN elected.

HUGH ANDREWS
Returning Officer
Electoral District of TABAQUITE

Elections to the House of Representatives, 2000
ELECTORAL DISTRICT OF TOBAGO EAST

POLLING STATION	POLLING STATION	VOTES CAST FOR EACH CANDIDATE			REJECTED BALLOTS	VOTES CAST	ELECTORAL LIST
Number	Address	JOB, EUDINE P.N.M.	MC LETCHIE, KESTON A. P.E.P.	MOORE, NATHANIEL N.A.R.	Number at each Polling Station	Number at each Polling Station	Number of Names on List by Polling Division
4905-01	MT GRACE COMMUNITY CENTRE COR. MT GRACE TRACE & PROVIDENCE ROAD MT GRACE	144	10	81	1	236	1,034
4905-02	MT GRACE COMMUNITY CENTRE COR. MT GRACE TRACE & PROVIDENCE ROAD MT GRACE	112	12	101	2	227	
4910-01	ST ANDREWS ANGLICAN SCHOOL CALDER HALL ROAD CALDER HALL	127	11	62	0	200	870
4910-02	ST ANDREWS ANGLICAN SCHOOL CALDER HALL ROAD CALDER HALL	110	9	50	0	169	
4915	SCARBOROUGH METHODIST SCHOOL PICTON STREET SCARBOROUGH	85	10	48	0	143	293
*4920-01	SCARBOROUGH R.C. SCHOOL BACOLET STREET SCARBOROUGH	300	36	180	0	516	1,215
4920-02	SCARBOROUGH R.C. SCHOOL BACOLET STREET SCARBOROUGH	156	21	106	1	284	
	TOTALS CARRIED FORWARD	1,034	109	628	4	1,775	3,412

* Polling Station where the ballots of Special Electors were intermixed (Rule 93, of the Election (Amendment) Rules, 1986).

Elections to the House of Representatives, 2000

ELECTORAL DISTRICT OF TOBAGO EAST

POLLING STATION	POLLING STATION	VOTES CAST FOR EACH CANDIDATE			REJECTED BALLOTS	VOTES CAST	ELECTORAL LIST
Number	Address	JOB, EUDINE P.N.M.	MC LETCHIE KESTON A. P.E.P.	MOORE NATHANIEL N.A.R.	Number at each Polling Station	Number at each Polling Station	Number of Names on List by Polling Division
	TOTALS BROUGHT FORWARD	1,034	109	628	4	1,775	3,412
4925	HOPE ANGLICAN PRIMARY SCHOOL SCHOOL ROAD HOPE VILLAGE	84	23	162	0	269	561
4930	MT ST GEORGE METHODIST PRIMARY SCHOOL NO. 2 VILLAGE STREET MT ST GEORGE	94	26	126	0	246	551
4935	MT ST GEORGE METHODIST PRIMARY SCHOOL NO 2 VILLAGE STREET MT ST GEORGE	171	60	118	1	350	734
4940-01	MASON HALL GOV'T PRIMARY SCHOOL NORTHSIDE ROAD MASON HALL	84	6	138	1	229	917
4940-02	MASON HALL GOV'T PRIMARY SCHOOL NORTHSIDE ROAD MASON HALL	64	16	132	0	212	
4945-01	ST. ANDREWS ANGLICAN SCHOOL CALDER HALL ROAD CALDER HALL	63	10	84	0	157	784
4945-02	ST. ANDREWS ANGLICAN SCHOOL CALDER HALL ROAD CALDER HALL	102	11	67	1	181	
	TOTALS CARRIED FORWARD	1,696	261	1,455	7	3,419	6,959

Elections to the House of Representatives, 2000

ELECTORAL DISTRICT OF TOBAGO EAST

POLLING STATION	POLLING STATION	VOTES CAST FOR EACH CANDIDATE			REJECTED BALLOTS	VOTES CAST	ELECTORAL LIST
Number	Address	JOB, EUDINE P.N.M.	MC LETCHIE KESTON A. P.E.P.	MOORE NATHANIEL N.A.R.	Number at each Polling Station	Number at each Polling Station	Number of Names on List by Polling Division
	TOTALS BROUGHT FORWARD	1,696	261	1,455	7	3,419	6,959
4946	MASON HALL GOV'T PRIMARY SCHOOL NORTHSIDE ROAD MASON HALL	155	25	173	1	354	718
4975	MORIAH COMMUNITY CENTRE NORTHSIDE ROAD MORIAH	181	9	134	3	327	673
4976	MORIAH COMMUNITY CENTRE NORTHSIDE ROAD MORIAH	62	4	46	2	114	232
4980	DES VIGNES ROAD GOV'T PRIMARY SCHOOL DES VIGNES ROAD	63	5	109	1	178	392
4985	CASTARA GOVERNMENT PRIMARY SCHOOL NORTHSIDE ROAD CASTARA	55	2	113	2	172	412
4990	PARLATUVIER ANGLICAN SCHOOL NORTHSIDE ROAD PARLATUVIER	64	1	71	0	136	244
4995-01	BLOODY BAY COMMUNITY CENTRE NORTHSIDE ROAD BLOODY BAY	27	3	27	0	57	262
	TOTALS CARRIED FORWARD	2,303	310	2,128	16	4,757	9,892

ELECTORAL DISTRICT OF TOBAGO EAST

POLLING STATION	POLLING STATION	VOTES CAST FOR EACH CANDIDATE			REJECTED BALLOTS	VOTES CAST	ELECTORAL LIST
Number	Address	JOB, EUDINE P.N.M.	MC LETCHIE KESTON A. P.E.P.	MOORE NATHANIEL N.A.R.	Number at each Polling Station	Number at each Polling Station	Number of Names on List by Polling Division
	TOTALS BROUGHT FORWARD	2,303	310	2,128	16	4,757	9,892
4995-02	L'ANSE FOURMI METHODIST SCHOOL L'ANSE FOURMI	25	3	67	0	95	
5000	CHARLOTTEVILLE METHODIST PRIMARY SCHOOL SPRING STREET CHARLOTTEVILLE	54	10	72	0	136	327
5005	CHARLOTTEVILLE METHODIST PRIMARY SCHOOL SPRING STREET CHARLOTTEVILLE	188	15	93	1	297	642
5010-01	ST JOHN'S ANGLICAN SCHOOL WINDWARD ROAD SPEYSIDE	69	32	75	1	177	805
5010-02	ST JOHN'S ANGLICAN SCHOOL WINDWARD ROAD SPEYSIDE	55	13	78	0	146	
5020	DELA FORD ROMAN CATHOLIC PRIMARY SCHOOL WINDWARD ROAD DELA FORD	99	8	83	0	190	386
5025	DELA FORD COMMUNITY CENTRE WINDWARD ROAD DELA FORD	46	8	99	0	153	299
	TOTALS CARRIED FORWARD	2,839	399	2,695	18	5,951	12,351

Elections to the House of Representatives, 2000

ELECTORAL DISTRICT OF TOBAGO EAST

POLLING STATION	POLLING STATION	VOTES CAST FOR EACH CANDIDATE			REJECTED BALLOTS	VOTES CAST	ELECTORAL LIST
Number	Address	JOB, EUDINE P.N.M.	MC LETCHIE KESTON A. P.E.P.	MOORE NATHANIEL N.A.R.	Number at each Polling Station	Number at each Polling Station	Number of Names on List by Polling Division
	TOTALS BROUGHT FORWARD	2,839	399	2,695	18	5,951	12,351
5030	ST. PAUL'S ANGLICAN SCHOOL WINDWARD ROAD DELA FORD	83	14	130	3	230	468
5035-01	EBENEZER METHODIST PRIMARY SCHOOL WINDWARD ROAD BETSY'S HOPE	55	23	130	2	210	940
5035-02	EBENEZER METHODIST PRIMARY SCHOOL WINDWARD ROAD BETSY'S HOPE	69	34	108	1	212	
5040-01	ST BARNABAS ANGLICAN SCHOOL UNION STREET ROXBOROUGH	51	20	94	2	167	784
5040-02	ST BARNABAS ANGLICAN SCHOOL UNION STREET ROXBOROUGH	38	29	87	0	154	
5045	BELLE GARDEN COMMUNITY CENTRE WINDWARD ROAD BELLE GARDEN	73	31	114	3	221	558
5050	ST EDWARD'S ANGLICAN PRIMARY SCHOOL WINDWARD ROAD BELLE GARDEN	96	52	110	1	259	565
	TOTALS CARRIED FORWARD	3,304	602	3,468	30	7,404	15,666

ELECTORAL DISTRICT OF TOBAGO EAST

POLLING STATION	POLLING STATION	VOTES CAST FOR EACH CANDIDATE			REJECTED BALLOTS	VOTES CAST	ELECTORAL LIST
Number	Address	JOB, EUDINE P.N.M.	MC LETCHIE KESTON A. P.E.P.	MOORE NATHANIEL N.A.R.	Number at each Polling Station	Number at each Polling Station	Number of Names on List by Polling Division
	TOTALS BROUGHT FORWARD	3,304	602	3,468	30	7,404	15,666
5055	JOHN ROBERTS S.D.A PRIMARY SCHOOL. BUSHY PARK TRACE GLAMORGAN	49	29	114	2	194	471
5060-01	ST MARY'S ANGLICAN PRIMARY SCHOOL. WINDWARD ROAD PEMBROKE	65	21	87	2	175	769
5060-02	ST MARY'S ANGLICAN PRIMARY SCHOOL. WINDWARD ROAD PEMBROKE	68	15	78	3	164	
5065-01	GOODWOOD METHODIST PRIMARY SCHOOL. WINDWARD ROAD GOODWOOD	74	19	74	1	168	854
5065-02	GOODWOOD METHODIST PRIMARY SCHOOL. WINDWARD ROAD GOODWOOD	72	34	100	0	206	
	TOTALS	3,632	720	3,921	38	8,311	17,760

I hereby certify that the foregoing is a Statement of the Poll showing the number of votes cast for each Candidate, and do on this 12th day of December, 2000
declare NATHANIEL MOORE elected.

MICHAEL ROBLEY
Returning Officer
Electoral District of TOBAGO EAST

Elections to the House of Representatives, 2000
ELECTORAL DISTRICT OF TOBAGO WEST

POLLING DIVISION	POLLING STATION	VOTES CAST FOR EACH CANDIDATE			REJECTED BALLOTS	VOTES CAST	ELECTORAL LIST
Number	Address	ARNOLD, LOUIS P. N.A.R.	CALLENDER STANFORD P.N.M.	ROBERTS-HENRY UMILTA L. P.E.P.	Number at each Polling Station	Number at each Polling Station	Number of Names on List by Polling Division
4845	BON ACCORD GOV'T PRIMARY SCHOOL MILFORD ROAD BON ACCORD	79	202	35	1	317	593
4846	BON ACCORD GOV'T PRIMARY SCHOOL MILFORD ROAD BON ACCORD	183	135	25	2	345	704
4847-01	BON ACCORD SECONDARY CENTRE MILFORD ROAD BON ACCORD	98	61	21	0	180	801
4847-02	BON ACCORD SECONDARY CENTRE MILFORD ROAD BON ACCORD	94	65	19	0	178	
4850	BON ACCORD SECONDARY CENTRE MILFORD ROAD BON ACCORD	123	175	48	2	348	734
4851	BON ACCORD SECONDARY CENTRE MILFORD ROAD BON ACCORD	102	140	24	0	266	525
4855-01	ST PATRICK ANGLICAN PRIMARY SCHOOL ST PATRICK CHURCH ROAD MT PLEASANT	43	166	43	1	253	1,024
	TOTALS CARRIED FORWARD	722	944	215	6	1,887	4,381

ELECTORAL DISTRICT OF TOBAGO WEST

POLLING DIVISION	POLLING STATION	VOTES CAST FOR EACH CANDIDATE			REJECTED BALLOTS	VOTES CAST	ELECTORAL LIST
Number	Address	ARNOLD, LOUIS P. N.A.R.	CALLENDER STANFORD P.N.M.	ROBERTS-HENRY UMILTA I. P.E.P.	Number at each Polling Station	Number at each Polling Station	Number of Names on List by Polling Division
	TOTALS BROUGHT FORWARD	722	944	215	6	1,887	4,381
4855-02	ST PATRICK ANGLICAN PRIMARY SCHOOL, ST PATRICK CHURCH ROAD MT PLEASANT	49	157	37	0	243	
4856	ST PATRICK ANGLICAN PRIMARY SCHOOL, ST PATRICK CHURCH ROAD MT PLEASANT	68	219	85	2	374	681
4857	BUCCOO GOVERNMENT PRIMARY SCHOOL, BUCCOO ROAD BUCCOO POINT	36	109	9	0	154	300
4860	BUCCOO GOVERNMENT PRIMARY SCHOOL, BUCCOO ROAD BUCCOO POINT	29	159	23	0	211	402
4865-01	BETHEL COMMUNITY CENTRE BETHEL/HOPETON ROAD BETHEL	163	25	88	0	276	1,110
4865-02	BETHEL COMMUNITY CENTRE BETHEL/HOPETON ROAD BETHEL	172	53	94	11	330	
4870-01	BLACK ROCK GOV'T PRIMARY SCHOOL, HOPETON TRACE BLACK ROCK	62	181	44	1	288	1,054
	TOTALS CARRIED FORWARD	1,301	1,847	595	20	3,763	7,928

Elections to the House of Representatives, 2000
ELECTORAL DISTRICT OF TOBAGO WEST

POLLING DIVISION	POLLING STATION	VOTES CAST FOR EACH CANDIDATE			REJECTED BALLOTS	VOTES CAST	ELECTORAL LIST
Number	Address	ARNOLD, LOUIS P. N.A.R.	CALLENDER STANFORD P.N.M.	ROBERTS-HENRY UMILTA I. P.E.P	Number at each Polling Station	Number at each Polling Station	Number of Names on List by Polling Division
	TOTALS BROUGHT FORWARD	1,301	1,847	595	20	3,763	7,928
4876-02	BLACK ROCK GOV'T PRIMARY SCHOOL HOPEYON TRACE BLACK ROCK	60	145	66	6	277	
4875-01	MT GOMERY GOVERNMENT PRIMARY SCHOOL MT GOMERY LOCAL ROAD BETHEL	101	165	88	3	357	1,356
4875-02	MT GOMERY GOVERNMENT PRIMARY SCHOOL MT GOMERY LOCAL ROAD BETHEL	114	144	74	1	333	
4880-01	SIGNAL HILL SENIOR COMP. SCHOOL SIGNAL HILL ROAD SIGNAL HILL	123	87	21	1	232	868
4880-02	SIGNAL HILL SENIOR COMP. SCHOOL SIGNAL HILL ROAD SIGNAL HILL	67	91	26	2	186	
4881-01	PATIENCE HILL GOV'T PRIMARY SCHOOL WINCHESTER TRACE PATIENCE HILL	77	126	17	1	221	789
4881-02	PATIENCE HILL GOV'T PRIMARY SCHOOL WINCHESTER TRACE PATIENCE HILL	46	121	24	2	193	
	TOTALS CARRIED FORWARD	1,889	2,726	911	36	5,562	10,941

ELECTORAL DISTRICT OF TOBAGO WEST

POLLING DIVISION	POLLING STATION	VOTES CAST FOR EACH CANDIDATE			REJECTED BALLOTS	VOTES CAST	ELECTORAL LIST
Number	Address	ARNOLD, LOUIS P. N.A.R.	CALLENDER STANFORD P.N.M.	ROBERTS-HENRY UMILTA I. P.E.P.	Number at each Polling Station	Number at each Polling Station	Number of Names on List by Polling Division
	TOTALS BROUGHT FORWARD	1,889	2,726	911	36	5,562	10,941
4885-01	LAMBEAU ANGLICAN PRIMARY SCHOOL LAMBEAU VILLAGE STREET LAMBEAU	41	141	28	2	212	1,033
4885-02	LAMBEAU ANGLICAN PRIMARY SCHOOL LAMBEAU VILLAGE STREET LAMBEAU	66	166	32	0	264	
*4886	LAMBEAU ANGLICAN PRIMARY SCHOOL LAMBEAU VILLAGE STREET LAMBEAU	87	253	46	1	387	162
4890	BISHOP'S HIGH SCHOOL MT MARIE ROAD SCARBOROUGH	64	142	35	3	244	526
4891	BISHOP'S HIGH SCHOOL MT MARIE ROAD SCARBOROUGH	106	194	29	2	331	711
4895-01	WHIM COMMUNITY CENTRE PLYMOUTH ROAD UNION VILLAGE	141	159	41	2	343	1,269
4895-02	WHIM COMMUNITY CENTRE PLYMOUTH ROAD UNION VILLAGE	91	134	27	0	252	
	TOTALS CARRIED FORWARD	2,485	3,915	1,149	46	7,595	14,642

* Polling station where the ballots of Special Electors were intermixed (Rule 93 of the Election (Amendment) Rules, 1986)

ELECTORAL DISTRICT OF TOBAGO WEST

POLLING DIVISION	POLLING STATION	VOTES CAST FOR EACH CANDIDATE			REJECTED BALLOTS	VOTES CAST	ELECTORAL LIST
Number	Address	ARNOLD, LOUIS F. N.A.R.	CALLENDER STANFORD P.N.M.	ROBERTS-HENRY UMILTA L. P.E.P.	Number at each Polling Station	Number at each Polling Station	Number of Names on List by Polling Division
	TOTALS BROUGHT FORWARD	2,485	3,915	1,149	46	7,595	14,642
4900-01	HARMON'S S.D.A. HIGH SCHOOL NORTHSIDE ROAD ROCKLEY VALE SCARBOROUGH	66	135	19	0	220	969
4900-02	HARMON'S S.D.A. HIGH SCHOOL NORTHSIDE ROAD ROCKLEY VALE SCARBOROUGH	63	123	14	0	200	
4950	WHIM ANGLICAN PRIMARY SCHOOL PLYMOUTH ROAD MARY'S HILL	80	101	46	3	230	487
4951	LES COTEAUX COMMUNITY CENTRE ARNOS VALE ROAD LES COTEAUX	79	54	5	0	138	331
4955-01	ST DAVID'S ANGLICAN PRIMARY SCHOOL COR SHELLBOURNE & COMMISSIONER STREETS PLYMOUTH	51	159	26	2	238	883
4955-02	ST DAVID'S ANGLICAN PRIMARY SCHOOL COR SHELLBOURNE & COMMISSIONER STREETS PLYMOUTH	63	147	22	0	232	
4960-01	BETHESDA GOV'T PRIMARY SCHOOL ARNOS VALE ROAD, PLYMOUTH	90	104	18	0	212	818
	TOTALS CARRIED FORWARD	2,977	4,738	1,299	51	9,065	18,130

ELECTORAL DISTRICT OF TOBAGO WEST

POLLING DIVISION	POLLING STATION	VOTES CAST FOR EACH CANDIDATE			REJECTED BALLOTS	VOTES CAST	ELECTORAL LIST
Number	Address	ARNOLD, LOUIS P. N.A.R.	CALLENDER STANFORD P.N.M.	ROBERTS-HENRY UMILTA I. P.E.P.	Number at each Polling Station	Number at each Polling Station	Number of Names on List by Polling Division
	TOTALS BOUGHT FORWARD	2,977	4,738	1,299	51	9,065	18,130
4960-02	BETHESDA GOV'T PRIMARY SCHOOL ARNOS VALE ROAD, PLYMOUTH	84	100	14	1	199	
4965	LES COTEAUX COMMUNITY CENTRE ARNOS VALE ROAD LES COTEAUX	99	84	10	0	193	485
4970-01	GOLDEN LANE GOV'T PRIMARY SCHOOL COTTAGE TRACE GOLDEN LANE	174	61	16	3	254	911
4970-02	GOLDEN LANE GOV'T PRIMARY SCHOOL COTTAGE TRACE GOLDEN LANE	154	57	12	1	224	
	TOTALS	3,488	5,040	1,351	56	9,935	19,526

I hereby certify that the foregoing is a Statement of the Poll showing the number of votes cast for each Candidate, and do on this 12th day of December, 2000
declare STANFORD CALLENDER elected.

RAWLE MITCHELL
Returning Officer
Electoral District of TOBAGO WEST

Elections to the House of Representatives, 2000.

ELECTORAL DISTRICT OF TOCO / MANZANILLA

POLLING DIVISION	POLLING STATION	VOTES CAST FOR EACH CANDIDATE		REJECTED BALLOTS	VOTES CAST	ELECTORAL LIST
Number	Address	ALS, MICHAEL U.N.C.	BOYNES, ROGER J. P.N.M.	Number at each Polling Station	Number at each Polling Station	Number of Names on List by Polling Division
2100-01	VALENCIA GOV'T R.C. PRIMARY SCHOOL FLAMBOYANT CRESCENT VALENCIA	114	356	7	477	1,458
2100-02	VALENCIA GOV'T R.C. PRIMARY SCHOOL FLAMBOYANT CRESCENT VALENCIA	106	295	4	405	
2101-01	VALENCIA GOV'T R.C. PRIMARY SCHOOL FLAMBOYANT CRESCENT VALENCIA	109	211	1	321	997
2101-02	VALENCIA GOV'T R.C. PRIMARY SCHOOL FLAMBOYANT CRESCENT VALENCIA	125	157	0	282	
2105	CUMACA R.C. PRIMARY SCHOOL CUMACA VILLAGE CUMACA	27	10	2	39	78
2110	MATELOT R.C. SCHOOL MATELOT	29	152	4	185	343
2115	GRAND RIVIERE A.C. SCHOOL GRAND RIVIERE	53	101	0	154	255
2120	MONTE VIDEO GOVERNMENT SCHOOL COX STREET MONTE VIDEO	13	31	0	44	89
	TOTALS CARRIED FORWARD	576	1,313	18	1,907	3,220

Elections to the House of Representatives, 2000

ELECTORAL DISTRICT OF TOCO / MANZANILLA

POLLING DIVISION	POLLING STATION	VOTES CAST FOR EACH CANDIDATE		REJECTED BALLOTS	VOTES CAST	ELECTORAL LIST
Number	Address	ALS, MICHAEL U.N.C.	BOYNES, ROGER J. P.N.M.	Number at each Polling Station	Number at each Polling Station	Number of Names on List by Polling Division
	TOTALS BROUGHT FORWARD	576	1,313	18	1,907	3,220
2125	CUMANA A.C. SCHOOL HUTTON STREET CUMANA	56	263	3	322	493
2130	SANS SOUCI R.C. SCHOOL GEORGE STREET SANS SOUCI	39	227	0	266	524
2135	L'ANSE NOIR MORAVIAN SCHOOL L'ANSE NOIR VIA TOCO	30	195	2	227	382
2140	TOCO COMPOSITE SCHOOL GALERA ROAD TOCO	55	292	0	347	592
2145	TOCO COMPOSITE SCHOOL GALERA ROAD TOCO	53	284	1	338	611
2150	CUMANA R.C. SCHOOL TOCO MAIN ROAD CUMANA	78	148	3	229	360
2155	RAMPANALGAS R.C. SCHOOL TOCO MAIN ROAD RAMPANALGAS	90	106	1	197	305
	TOTALS CARRIED FORWARD	977	2,828	28	3,833	6,487

Elections to the House of Representatives, 2000
ELECTORAL DISTRICT OF TOCO / MANZANILLA

POLLING DIVISION	POLLING STATION	VOTES CAST FOR EACH CANDIDATE		REJECTED BALLOTS	VOTES CAST	ELECTORAL LIST
Number	Address	ALS, MICHAEL U.N.C.	BOYNES, ROGER J. P.N.M.	Number at each Polling Station	Number at each Polling Station	Number of Names on List by Polling Division
	TOTALS BROUGHT FORWARD	977	2,828	28	3,833	6,487
2160	SALIBIA GOVERNMENT SCHOOL TOCO MAIN ROAD SALIBIA	23	66	0	89	159
2165	MATURA GOVERNMENT SCHOOL TOCO MAIN ROAD MATURA	124	133	2	259	422
2170	MATURA GOVERNMENT SCHOOL TOCO MAIN ROAD MATURA	119	148	3	270	448
2175-01	NORTH OROPOUCHE R.C. SCHOOL VEGA DE OROPOUCHE	224	164	4	392	1,229
2175-02	NORTH OROPOUCHE R.C. SCHOOL VEGA DE OROPOUCHE	332	86	4	422	
2180-01	NORTH EASTERN COLLEGE GRAHAM TRACE SANGRE GRANDE	100	246	1	347	1,677
2180-02	NORTH EASTERN COLLEGE GRAHAM TRACE SANGRE GRANDE	164	259	1	424	
	TOTALS CARRIED FORWARD	2,063	3,930	43	6,036	10,422

Elections to the House of Representatives, 2000

ELECTORAL DISTRICT OF TOCO / MANZANILLA

POLLING DIVISION	POLLING STATION	VOTES CAST FOR EACH CANDIDATE		REJECTED BALLOTS	VOTES CAST	ELECTORAL LIST
Number	Address	ALS, MICHAEL U.N.C.	BOYNES, ROGER J. P.N.M.	Number at each Polling Station	Number at each Polling Station	Number of Names on List by Polling Division
	TOTALS BROUGHT FORWARD	2,063	3,930	43	6,036	10,422
2180-03	NORTH EASTERN COLLEGE GRAHAM TRACE SANGRE GRANDE	217	148	3	368	
2185-01	VALENCIA SOUTH GOV'T PRIMARY SCHOOL ALEXANDER STREET VALENCIA	171	234	2	407	2,156
2185-02	VALENCIA SOUTH GOV'T PRIMARY SCHOOL ALEXANDER STREET VALENCIA	166	196	1	363	
2185-03	VALENCIA SOUTH GOV'T PRIMARY SCHOOL ALEXANDER STREET VALENCIA	240	222	4	466	
2205-01	GUAICO GOVERNMENT PRIMARY SCHOOL EASTERN MAIN ROAD GUAICO	111	248	4	363	1,737
*2205-02	GUAICO GOVERNMENT PRIMARY SCHOOL EASTERN MAIN ROAD GUAICO	290	521	2	813	
2205-03	GUAICO GOVERNMENT PRIMARY SCHOOL EASTERN MAIN ROAD GUAICO	178	188	1	367	
	TOTALS CARRIED FORWARD	3,436	5,687	60	9,183	14,315

* Polling Station where the ballots of Special Electors were intermixed (Rule 93, of the Election (Amendment) Rules, 1986).

Elections to the House of Representatives, 2000
ELECTORAL DISTRICT OF TOCO / MANZANILLA

POLLING DIVISION	POLLING STATION	VOTES CAST FOR EACH CANDIDATE		REJECTED BALLOTS	VOTES CAST	ELECTORAL LIST
Number	Address	ALS, MICHAEL U.N.C.	BOYNES, ROGER J. P.N.M.	Number at each Polling Station	Number at each Polling Station	Number of Names on List by Polling Division
	TOTALS BROUGHT FORWARD	3,436	5,687	60	9,183	14,315
2210-01	GUAICO GOVERNMENT PRIMARY SCHOOL EASTERN MAIN ROAD GUAICO	189	213	0	402	1,221
2210-02	GUAICO GOVERNMENT PRIMARY SCHOOL EASTERN MAIN ROAD GUAICO	232	139	1	372	
2215-01	SANGRE GRANDE S.D.A. PRIMARY SCHOOL OJOE ROAD SANGRE GRANDE	157	164	0	321	979
2215-02	SANGRE GRANDE S.D.A. PRIMARY SCHOOL OJOE ROAD SANGRE GRANDE	205	122	6	333	
2216	SANGRE GRANDE HINDU SCHOOL ROUSEAU STREET SANGRE GRANDE	215	141	1	357	526
2220	BATES MEMORIAL HIGH SCHOOL (SDA) ADVENTIST STREET SANGRE GRANDE	196	193	1	390	565
2225	CUNAPO (ST FRANCIS) R C PRIMARY SCHOOL BRIERLEY STREET SANGRE GRANDE	180	194	1	375	561
	TOTALS CARRIED FORWARD	4,810	6,853	70	11,733	18,167

ELECTORAL DISTRICT OF TOCO / MANZANILLA

POLLING DIVISION	POLLING STATION	VOTES CAST FOR EACH CANDIDATE		REJECTED BALLOTS	VOTES CAST	ELECTORAL LIST
Number	Address	ALS, MICHAEL U.N.C.	BOYNES, ROGER J. P.N.M.	Number at each Polling Station	Number at each Polling Station	Number of Names on List by Polling Division
	TOTALS BROUGHT FORWARD	4,810	6,853	70	11,733	18,167
2230	CUNAPO (ST FRANCIS) R C PRIMARY SCHOOL BRIERLEY STREET SANGRE GRANDE	63	113	1	177	291
2235	SANGRE GRANDE CULTURAL CENTRE SUKHRAM STREET SANGRE GRANDE	150	278	0	428	623
2240-01	SANGRE GRANDE JUNIOR SEC. SCHOOL GRAHAM TRACE SANGRE GRANDE	150	285	2	437	2,039
2240-02	SANGRE GRANDE JUNIOR SEC. SCHOOL GRAHAM TRACE SANGRE GRANDE	158	304	2	464	
2240-03	SANGRE GRANDE JUNIOR SEC. SCHOOL GRAHAM TRACE SANGRE GRANDE	197	259	2	458	
2245-01	SANGRE GRANDE CULTURAL CENTRE SUKHRAM STREET SANGRE GRANDE	115	172	0	287	864
2245-02	SANGRE GRANDE CULTURAL CENTRE SUKHRAM STREET SANGRE GRANDE	128	134	2	264	
	TOTALS CARRIED FORWARD	5,771	8,398	79	14,248	21,984

Elections to the House of Representatives, 2000
ELECTORAL DISTRICT OF TOCO / MANZANILLA

POLLING DIVISION	POLLING STATION	VOTES CAST FOR EACH CANDIDATE		REJECTED BALLOTS	VOTES CAST	ELECTORAL LIST
Number	Address	ALS, MICHAEL U.N.C.	BOYNES, ROGER J. P.N.M.	Number at each Polling Station	Number at each Polling Station	Number of Names on List by Polling Division
	TOTALS BROUGHT FORWARD	5,771	8,398	79	14,248	21,984
2250-01	SANGRE GRANDE GOV'T PRIMARY SCHOOL OROPOUCHE ROAD SANGRE GRANDE	259	245	0	504	1,495
2250-02	SANGRE GRANDE GOV'T PRIMARY SCHOOL OROPOUCHE ROAD SANGRE GRANDE	299	189	3	491	
2255	NORTH OROPOUCHE GOVERNMENT SCHOOL RILEY LAND SETTLEMENT ROAD FISHING POND	422	138	5	565	750
2260	FISHING POND PRESBYTERIAN SCHOOL 5 1/2 MM FISHING POND	370	128	2	500	739
2265	FISHING POND PRESBYTERIAN SCHOOL 5 1/2 MM FISHING POND	102	130	0	232	309
2270	CAIGUAL R.C. SCHOOL CAIGUAL	136	54	0	190	276
2275	SANGRE CHIQUITO PRESBYTERIAN SCHOOL EASTERN MAIN ROAD SANGRE CHIQUITO	111	43	0	154	214
	TOTALS CARRIED FORWARD	7,470	9,325	89	16,884	25,767

Elections to the House of Representatives, 2000

ELECTORAL DISTRICT OF TOCO / MANZANILLA

POLLING DIVISION	POLLING STATION	VOTES CAST FOR EACH CANDIDATE		REJECTED BALLOTS	VOTES CAST	ELECTORAL LIST
Number	Address	ALS, MICHAEL U.N.C.	BOYNES, ROGER J. P.N.M.	Number at each Polling Station	Number at each Polling Station	Number of Names on List by Polling Division
	TOTALS BROUGHT FORWARD	7,470	9,325	89	16,884	25,767
2280-01	ST ANDREW'S REG COMM LIFE CENTRE EASTERN MAIN ROAD UPPER SANGRE GRANDE	195	274	1	470	1,379
2280-02	ST ANDREW'S REG COMM LIFE CENTRE EASTERN MAIN ROAD UPPER SANGRE GRANDE	242	177	16	435	
2330	MANZANILLA GOVERNMENT SCHOOL EASTERN MAIN ROAD MANZANILLA	55	91	0	146	227
2335	NORTH MANZANILLA GOVERNMENT SCHOOL NORTH MANZANILLA MANZANILLA	22	153	1	176	275
2340	MANZANILLA SUB-DIST WORKS DEPT OFFICE EASTERN MAIN ROAD MANZANILLA	62	269	2	333	505
	TOTALS	8,046	10,289	109	18,444	28,153

I hereby certify that the foregoing is a Statement of the Poll showing the number of votes cast for each Candidate, and do on this 13th day of December, 2000 declare ROGER BOYNES elected.

KAZIM MOHAMMED
Returning Officer
Electoral District of TOCO / MANZANILLA

Elections to the House of Representatives, 2000

ELECTORAL DISTRICT OF TUNAPUNA

POLLING DIVISION	POLLING STATION	VOTES CAST FOR EACH CANDIDATE		REJECTED BALLOTS	VOTES CAST	ELECTORAL LIST
Number	Address	ASSAM MERVYN, U.N.C.	HART, EDWARD G. P.N.M.	Number at each Polling Station	Number at each Polling Station	Number of Names on List by Polling Station
1535-01	RIVERSIDE HINDU SCHOOL NARINE TRACE CUREPE	298	131	2	431	1,323
1535-02	RIVERSIDE HINDU SCHOOL NARINE TRACE CUREPE	377	87	5	469	
1536	RIVERSIDE HINDU SCHOOL NARINE TRACE CUREPE	186	75	2	263	412
1540-01	WEST INDIES SCHOOL OF THEOLOGY 4TH BRIDGE MARACAS ROYAL ROAD MARACAS	169	339	14	522	1,506
1540-02	WEST INDIES SCHOOL OF THEOLOGY 4TH BRIDGE MARACAS ROYAL ROAD MARACAS	194	323	8	525	
1610	ST AUGUSTINE SENIOR COMP SCHOOL COR. GORDON & WARREN STREETS ST. AUGUSTINE	165	180	5	350	554
1615	ST AUGUSTINE SENIOR COMP SCHOOL COR. GORDON & WARREN STREETS ST. AUGUSTINE	200	148	2	350	542
	TOTALS CARRIED FORWARD	1,589	1,283	38	2,910	4,337

ELECTORAL DISTRICT OF TUNAPUNA

POLLING DIVISION	POLLING STATION	VOTES CAST FOR EACH CANDIDATE		REJECTED BALLOTS	VOTES CAST	ELECTORAL LIST
Number	Address	ASSAM MERVYN. U.N.C.	HART, EDWARD G. P.N.M.	Number at each Polling Station	Number at each Polling Station	Number of Names on List by Polling Station
	TOTALS BROUGHT FORWARD	1,589	1,283	38	2,910	4,337
1620-01	ST AUGUSTINE SENIOR COMP SCHOOL COR. GORDON & WARREN STREETS ST. AUGUSTINE	139	204	1	344	1,119
1620-02	ST AUGUSTINE SENIOR COMP SCHOOL COR. GORDON & WARREN STREETS ST. AUGUSTINE	190	177	2	369	
1625-01	ST BENEDICT R.C. SCHOOL ST JOHN'S ROAD ST AUGUSTINE	86	263	5	354	1,582
1625-02	ST BENEDICT R.C. SCHOOL ST JOHN'S ROAD ST AUGUSTINE	101	214	5	320	
1625-03	ST BENEDICT R.C. SCHOOL ST JOHN'S ROAD ST AUGUSTINE	102	222	5	329	
1630-01	TUNAPUNA GIRLS' R.C. SCHOOL EASTERN MAIN ROAD TUNAPUNA	165	274	2	441	1,982
1630-02	TUNAPUNA GIRLS' R.C. SCHOOL EASTERN MAIN ROAD TUNAPUNA	218	169	5	392	
	TOTALS CARRIED FORWARD	2,590	2,806	63	5,459	9,020

Elections to the House of Representatives, 2000

ELECTORAL DISTRICT OF TUNAPUNA

POLLING DIVISION	POLLING STATION	VOTES CAST FOR EACH CANDIDATE		REJECTED BALLOTS	VOTES CAST	ELECTORAL LIST
Number	Address	ASSAM MERVYN. U.N.C	HART, EDWARD G. P.N.M.	Number at each Polling Station	Number at each Polling Station	Number of Names on List by Polling Station
	TOTALS BROUGHT FORWARD	2,590	2,806	63	5,459	9,020
1630-03	TUNAPUNA GIRLS' R.C. SCHOOL EASTERN MAIN ROAD TUNAPUNA	294	219	12	525	
1635	TUNAPUNA PRESBYTERIAN SCHOOL COCHRANE STREET TUNAPUNA	115	232	1	348	557
1640	TUNAPUNA PRESBYTERIAN SCHOOL COCHRANE STREET TUNAPUNA	121	250	4	375	644
1645	TUNAPUNA PRESBYTERIAN SCHOOL COCHRANE STREET TUNAPUNA	149	143	0	292	458
1670	TUNAPUNA GIRLS' R.C. SCHOOL EASTERN MAIN ROAD TUNAPUNA	186	185	0	371	584
*1675	TUNAPUNA A.C. SCHOOL MORTON STREET TUNAPUNA	199	343	3	545	408
1680	TUNAPUNA A.C. SCHOOL MORTON STREET TUNAPUNA	117	290	5	412	598
	TOTALS CARRIED FORWARD	3,771	4,468	88	8,327	12,269

* Polling Station where the ballots of Special Electors were intermixed (Rule 93, of the Election (Amendment) Rules, 1986).

Elections to the House of Representatives, 2000

ELECTORAL DISTRICT OF TUNAPUNA

POLLING DIVISION	POLLING STATION	VOTES CAST FOR EACH CANDIDATE		REJECTED BALLOTS	VOTES CAST	ELECTORAL LIST
Number	Address	ASSAM MERVYN. U.N.C	HART, EDWARD G. P.N.M.	Number at each Polling Station	Number at each Polling Station	Number of Names on List by Polling Station
	TOTALS BROUGHT FORWARD	3,771	4,468	88	8,327	12,269
1685	TUNAPUNA A.C. SCHOOL MORTON STREET TUNAPUNA	94	220	3	317	492
1690	TUNAPUNA GOVERNMENT SECONDARY SCHOOL TAYLOR ST TUNAPUNA	114	320	9	443	707
1695-01	HILLVIEW COLLEGE EL DORADO ROAD TUNAPUNA	106	227	2	335	996
1695-02	HILLVIEW COLLEGE EL DORADO ROAD TUNAPUNA	104	246	2	352	
1700-01	HILLVIEW COLLEGE EL DORADO ROAD TUNAPUNA	119	256	2	377	1,123
1700-02	HILLVIEW COLLEGE EL DORADO ROAD TUNAPUNA	189	197	4	390	
1705-01	EL DORADO SECONDARY SCHOOL TARGET STREET EL DORADO	161	176	1	338	1,780
	TOTALS CARRIED FORWARD	4,658	6,110	111	10,879	17,367

Elections to the House of Representatives, 2000

ELECTORAL DISTRICT OF TUNAPUNA

POLLING DIVISION	POLLING STATION	VOTES CAST FOR EACH CANDIDATE		REJECTED BALLOTS	VOTES CAST	ELECTORAL LIST
Number	Address	ASSAM MERVYN. U.N.C	HART, EDWARD G. P.N.M.	Number at each Polling Station	Number at each Polling Station	Number of Names on List by Polling Station
	TOTALS BROUGHT FORWARD	4,658	6,110	111	10,879	17,367
1705-02	EL DORADO SECONDARY SCHOOL TARGET STREET EL DORADO	244	126	6	376	
1705-03	EL DORADO SECONDARY SCHOOL TARGET STREET EL DORADO	276	150	4	430	
1710	EL DORADO YOUTH DEV'T APPRENTICESHIP CENTRE COLLEGE ROAD EL DORADO	122	281	10	413	706
1715	TUNAPUNA GOVERNMENT SECONDARY SCHOOL TAYLOR ST TUNAPUNA	97	229	2	328	544
1750-01	EL DORADO SENIOR COMP SCHOOL KARAMATH STREET EL DORADO	270	231	1	502	1,463
1750-02	EL DORADO SENIOR COMP SCHOOL KARAMATH STREET EL DORADO	373	149	4	526	
1755-01	EL DORADO SENIOR COMP SCHOOL KARAMATH STREET EL DORADO	304	9	5	318	923
	TOTALS CARRIED FORWARD	6,344	7,285	143	13,772	21,003

ELECTORAL DISTRICT OF TUNAPUNA

POLLING DIVISION	POLLING STATION	VOTES CAST FOR EACH CANDIDATE		REJECTED BALLOTS	VOTES CAST	ELECTORAL LIST
Number	Address	ASSAM MERVYN. U.N.C.	HART, EDWARD G. P.N.M.	Number at each Polling Station	Number at each Polling Station	Number of Names on List by Polling Station
	TOTALS BROUGHT FORWARD	6,344	7,285	143	13,772	21,003
1755-02	EL DORADO SENIOR COMP SCHOOL KARAMATH STREET EL DORADO	372	16	9	397	
1760-01	ST MARY'S CHILDREN'S HOME EASTERN MAIN ROAD TACARIGUA	122	160	2	284	800
1760-02	ST MARY'S CHILDREN'S HOME EASTERN MAIN ROAD TACARIGUA	175	121	9	305	
1765-01	ST MARY'S CHILDREN'S HOME EASTERN MAIN ROAD TACARIGUA	262	136	7	405	1,294
1765-02	ST MARY'S CHILDREN'S HOME EASTERN MAIN ROAD TACARIGUA	442	76	5	523	
1770	FIVE RIVERS ISLAMIC SCHOOL SAMNAH STREET FIVE RIVERS, AROUCA	155	230	1	386	534
1775	FIVE RIVERS ISLAMIC SCHOOL SAMNAH STREET FIVE RIVERS, AROUCA	103	193	4	300	421
	TOTALS CARRIED FORWARD	7,975	8,217	180	16,372	24,052

Elections to the House of Representatives, 2000

ELECTORAL DISTRICT OF TUNAPUNA

POLLING DIVISION	POLLING STATION	VOTES CAST FOR EACH CANDIDATE		REJECTED BALLOTS	VOTES CAST	ELECTORAL LIST
Number	Address	ASSAM MERVYN. U.N.C	HART, EDWARD G. P.N.M.	Number at each Polling Station	Number at each Polling Station	Number of Names on List by Polling Station
	TOTALS BROUGHT FORWARD	7,975	8,217	180	16,372	24,052
1780-01	FIVE RIVERS JUNIOR SECONDARY SCHOOL FIVE RIVERS AROUCA	302	186	1	489	2,063
1780-02	FIVE RIVERS JUNIOR SECONDARY SCHOOL FIVE RIVERS AROUCA	369	146	5	520	
1780-03	FIVE RIVERS JUNIOR SECONDARY SCHOOL FIVE RIVERS AROUCA	351	148	8	507	
1875	EL DORADO SENIOR COMP SCHOOL KARAMATH STREET EL DORADO	65	29	3	97	152
	TOTALS	9,062	8,726	197	17,985	26,267

I hereby certify that the foregoing is a Statement of the Poll showing the number of votes cast for each Candidate, and do on this 16th day of December, 2000 declare MERVYN ASSAM elected.

EVELYN PERSAD
Returning Officer
Electoral District of TUNAPUNA

APPENDIX II
ELECTIONS TO THE HOUSE OF REPRESENTATIVES, 2000
NUMBER OF NAMES ON THE REVISED LIST AND ON THE
LIST OF SPECIAL ELECTORS

ELECTORAL DISTRICT	NUMBER OF NAMES ON THE REVISED LIST OF ELECTORS	NUMBER OF NAMES ON THE LIST OF SPECIAL ELECTORS	TOTAL NUMBER OF NAMES ON BOTH LISTS
ARIMA	28,441	507	28,948
AROUCA NORTH	27,203	593	27,796
AROUCA SOUTH	28,845	684	29,529
BARATARIA/SAN JUAN	24,699	322	25,021
CARONI CENTRAL	28,574	456	29,030
CARONI EAST	29,020	396	29,416
CHAGUANAS	28,714	357	29,071
COUVA NORTH	26,441	373	26,814
COUVA SOUTH	26,807	376	27,183
DIEGO MARTIN CENTRAL	25,793	258	26,051
DIEGO MARTIN EAST	23,725	360	24,085
DIEGO MARTIN WEST	26,525	414	26,939
FYZABAD	27,302	497	27,799
LA BREA	24,498	481	24,979
LAVENTILLE EAST/MORVANT	26,582	516	27,098
LAVENTILLE WEST	25,620	413	26,033
NAPARIMA	24,745	292	25,037
NARIVA	27,976	530	28,506
OROPOUCHE	25,589	296	25,885
ORTOIRE/MAYARO	27,648	589	28,237
POINT FORTIN	25,440	432	25,872
POINTE-A-PIERRE	25,917	367	26,284
PORT OF SPAIN NORTH/ ST. ANNS WEST	23,926	466	24,392
PORT OF SPAIN SOUTH	24,068	251	24,319
PRINCES TOWN	27,435	479	27,914
SAN FERNANDO EAST	25,345	489	25,834
SAN FERNANDO WEST	25,274	554	25,828
SIPARIA	27,008	443	27,451
ST. ANNS EAST	26,526	411	26,937
ST. AUGUSTINE	24,902	299	25,201
ST. JOSEPH	25,312	328	25,640
TABAQUITE	26,349	505	26,854
TOBAGO EAST	17,398	362	17,760
TOBAGO WEST	19,157	369	19,526
TOCO/MANZANILLA	27,626	527	28,153
TUNAPUNA	25,936	331	26,267
TOTALS	932,366	15,323	947,689

APPENDIX III
ELECTIONS TO THE HOUSE OF REPRESENTATIVES, 2000
SUMMARY OF APPENDIX I

ELECTORAL DISTRICT	ELECTORAL LIST	VALID VOTES POLLED	REJECTED BALLOTS	TOTAL BALLOTS CAST	CANDIDATES DECLARED ELECTED AND THEIR PARTY AFFILIATIONS
ARIMA	28,948	17,395	83	17,478	PENNELOPE BECKLES P.N.M.
AROUC A NORTH	27,796	18,152	41	18,193	JARRETTE NARINE P.N.M.
AROUC A SOUTH	29,529	17,980	57	18,037	CAMILLE ROBINSON-REGIS P.N.M.
BARATARIA/SAN JUAN	25,021	16,219	51	16,270	FUAD KHAN U.N.C.
CARONI CENTRAL	29,030	19,454	72	19,526	HAMZA RAFEEQ U.N.C.
CARONI EAST	29,416	19,010	101	19,111	GANGA SINGH U.N.C.
CHAGUANAS	29,071	19,491	72	19,563	MANOHAR RAMSARAN U.N.C.
COUYA NORTH	26,814	18,103	90	18,193	BASDEO PANDAY U.N.C.
COUYA SOUTH	27,183	18,118	67	18,185	RAMESH L. MAHARAJ U.N.C.
DIEGO MARTIN CENTRAL	26,051	14,377	43	14,420	KENNETH VALLEY P.N.M.
DIEGO MARTIN EAST	24,085	13,422	42	13,464	COLM P. IMBERT P.N.M.
DIEGO MARTIN WEST	26,939	14,867	50	14,917	KEITH C. ROWLEY P.N.M.
FYZABAD	27,799	19,520	97	19,617	CHANDRESH L. D. SHARMA U.N.C.
LA BREA	24,979	16,251	80	16,331	HEDWIGE S. K. BERAUX P.N.M.
LAVENTILLE EAST/MORVANT	27,098	13,919	65	13,984	FITZGERALD E. HINDS P.N.M.
LAVENTILLE WEST	26,033	12,226	40	12,266	EULALIE JAMES P.N.M.
NAPARIMA	25,037	16,696	54	16,750	RALPH MAHARAJ U.N.C.
NARIYA	28,506	19,365	91	19,456	HARRY PARTAP U.N.C.

APPENDIX III
ELECTIONS TO THE HOUSE OF REPRESENTATIVES, 2000

SUMMARY OF APPENDIX I

ELECTORAL DISTRICT	ELECTORAL LIST	VALID VOTES POLLED	REJECTED BALLOTS	TOTAL BALLOTS CAST	CANDIDATES DECLARED ELECTED AND THEIR PARTY AFFILIATIONS	
OROPOUCHE	25,885	17,110	75	17,185	TREVOR SUDAMA	U.N.C.
ORTOIRE/MAYARO	28,237	20,226	117	20,343	WINSTON PETERS	U.N.C.
POINT FORTIN	25,872	16,942	86	17,028	LAWRENCE ACHONG	P.N.M.
POINTE-A-PIERRE	26,284	17,971	65	18,036	WILLIAM B. CHAITAN	U.N.C.
PORT OF SPAIN NORTH/ ST. ANNS WEST	24,392	12,672	54	12,726	JOHN RAHAEL	P.N.M.
PORT OF SPAIN SOUTH	24,319	12,257	52	12,309	ERIC A. WILLIAMS	P.N.M.
PRINCES TOWN	27,914	18,882	100	18,982	SUBHAS PANDAY	U.N.C.
SAN FERNANDO EAST	25,834	16,965	87	17,052	PATRICK MANNING	P.N.M.
SAN FERNANDO WEST	25,828	17,409	65	17,474	SADIQ BAKSH	U.N.C.
SIPARIA	27,451	18,103	85	18,188	KAMLA PERSAD-BISSESSAR	U.N.C.
ST. ANNS EAST	26,937	15,461	76	15,537	MARTIN JOSEPH	P.N.M.
ST. AUGUSTINE	25,201	17,205	52	17,257	JOHN D. HUMPHREY	U.N.C.
ST. JOSEPH	25,640	17,140	78	17,218	CARLOS L.R. JOHN	U.N.C.
TABAQUITE	26,854	17,692	62	17,754	ADESH C. NANAN	U.N.C.
TOBAGO EAST	17,760	8,273	38	8,311	NATHANIEL MOORE	N.A.R.
TOBAGO WEST	19,526	9,879	56	9,935	STANFORD CALLENDER	P.N.M.
TOCO/MANZANILLA	28,153	18,335	109	18,444	ROGER J. BOYNES	P.N.M.
TUNAPUNA	26,267	17,788	197	17,985	MERVYN ASSAM	U.N.C.
TOTALS	947,689	594,875	1,650	597,525		

NOTE: Number of seats won by the - P.N.M. 16, U.N.C. 19, N.A.R. - 1

APPENDIX IV
ELECTIONS TO THE HOUSE OF REPRESENTATIVES, 2000
ANALYSIS OF VOTES RECEIVED BY EACH POLITICAL PARTY AND REJECTED BALLOTS

ELECTORAL DISTRICT	TOTAL NUMBER OF VOTES CAST	REJECTED BALLOTS	VALID VOTES POLLED	P.N.M.		U.N.C.		N.A.R.		P.E.P.		T.M.S		IND.	
				NO. OF VOTES	%	NO. OF VOTES	%	NO. OF VOTES	%	NO. OF VOTES	%	NO. OF VOTES	%	NO. OF VOTES	%
ARIMA	17,478	83	17,395	10,942	62.90%	6,453	37.10%								
AROUCA NORTH	18,193	41	18,152	11,804	65.03%	6,348	34.97%								
AROUCA SOUTH	18,037	57	17,980	13,373	74.38%	4,607	25.62%								
BARATARIA / SAN JUAN	16,270	51	16,219	7,121	43.91%	9,098	56.09%								
CARONI CENTRAL	19,526	72	19,454	4,278	32.27%	13,176	67.73%								
CARONI EAST	19,111	101	19,010	4,714	24.80%	14,296	75.20%								
CHAGUAMAS	19,563	72	19,491	3,712	19.04%	15,779	80.96%								
COJUYA NORTH	18,193	90	18,103	3,720	20.55%	14,383	79.45%								
COJUYA SOUTH	18,185	67	18,118	5,087	28.08%	12,889	71.14%					142	0.78%		
DIEGO MARTIN CENTRAL	14,420	43	14,377	10,322	71.80%	4,055	28.20%								
DIEGO MARTIN EAST	13,464	42	13,422	9,246	68.89%	4,176	31.11%								
DIEGO MARTIN WEST	14,917	50	14,867	10,846	72.95%	4,021	27.05%								
PLYMOUTH	19,617	97	19,520	7,132	36.54%	11,896	60.94%							492	2.52%
LA BREA	16,331	80	16,251	9,188	56.54%	7,063	43.46%								
LAVENTILLE EAST / MORVANT	13,984	65	13,919	11,335	81.44%	2,584	18.56%								
LAVENTILLE WEST	12,266	40	12,226	10,733	87.79%	1,493	12.21%								
MAPARIMA	16,750	54	16,696	2,845	17.04%	13,738	82.28%							113	0.68%
MARIYA	19,456	91	19,365	6,379	32.94%	12,844	66.33%							142	0.73%
OROPUICHE	17,185	75	17,110	2,572	15.03%	14,538	84.97%								
ORTOIRE / MAYARO	20,343	117	20,226	9,303	46.00%	10,923	54.00%								
POINT FORTIN	17,028	86	16,942	9,926	58.59%	7,016	41.41%								
POINTE-A-PIERRE	18,036	65	17,971	6,847	38.10%	11,124	61.90%								
POS NORTH / ST ANNS WEST	12,726	54	12,672	10,099	79.70%	2,573	20.30%								
POS SOUTH	12,309	52	12,257	9,101	74.25%	3,156	25.75%								
PRINCES TOWN	18,982	100	18,882	4,454	34.18%	12,428	65.82%								
SAN FERNANDO EAST	17,052	87	16,965	10,339	60.94%	6,626	39.06%								
SAN FERNANDO WEST	17,474	65	17,409	8,233	47.29%	9,176	52.71%								
SIPARIA	18,188	85	18,103	2,833	15.65%	15,270	84.35%								
ST. ANNS EAST	15,537	76	15,461	11,129	71.98%	4,332	28.02%								
ST. AUGUSTINE	17,257	52	17,205	5,618	32.65%	11,587	67.35%								
ST. JOSEPH	17,218	78	17,140	7,387	43.10%	9,753	56.90%								
TARAQUITE	17,754	62	17,692	4,029	22.77%	13,282	75.07%								
TOBAGO EAST	8,311	38	8,273	3,632	43.90%			3,921	47.40%	720	8.70%			381	2.15%
TOBAGO WEST	9,935	56	9,879	5,040	51.02%			3,488	35.31%	1,351	13.68%				
TOCO / MANZANILLA	18,444	109	18,335	10,289	56.12%	8,046	43.88%								
TUNAPUNA	17,985	197	17,788	8,726	49.06%	9,062	50.94%								
TOTAL	597,525	2,650	594,875	276,334	46.45%	307,791	51.74%	7,409	1.25%	2,071	0.35%	142	0.02%	1,128	0.19%

APPENDIX V
ELECTIONS TO THE HOUSE OF REPRESENTATIVES, 2000
PERCENTAGE OF VOTES CAST IN EACH ELECTORAL DISTRICT

ELECTORAL DISTRICT	ELECTORATE	TOTAL NO. OF VOTES CAST	PERCENTAGE OF VOTES CAST AS AGAINST THE ELECTORATE
ARIMA	28,948	17,478	60.38%
AROUCA NORTH	27,796	18,193	65.45%
AROUCA SOUTH	29,529	18,037	61.08%
BARATARIA/SAN JUAN	25,021	16,270	65.03%
CARONI CENTRAL	29,030	19,526	67.26%
CARONI EAST	29,416	19,111	64.97%
CHAGUANAS	29,071	19,563	67.29%
COUVA NORTH	26,814	18,193	67.85%
COUVA SOUTH	27,183	18,185	66.90%
DIEGO MARTIN CENTRAL	26,051	14,420	55.35%
DIEGO MARTIN EAST	24,085	13,464	55.90%
DIEGO MARTIN WEST	26,939	14,917	55.37%
FYZABAD	27,799	19,617	70.57%
LA BREA	24,979	16,331	65.38%
LAVENTILLE EAST/ MORVANT	27,098	13,984	51.61%
LAVENTILLE WEST	26,033	12,266	47.12%
NAPARIMA	25,037	16,750	66.90%
NARIVA	28,506	19,456	68.25%
OROPOUCHE	25,885	17,185	66.39%
ORTOIRE/MAYARO	28,237	20,343	72.04%
POINT FORTIN	25,872	17,028	65.82%
POINTE-A-PIERRE	26,284	18,036	68.62%
PORT OF SPAIN NORTH/ ST. ANNS WEST	24,392	12,726	52.17%
PORT OF SPAIN SOUTH	24,319	12,309	50.61%
PRINCES TOWN	27,914	18,982	68.00%
SAN FERNANDO EAST	25,834	17,052	66.01%
SAN FERNANDO WEST	25,828	17,474	67.66%
SIPARIA	27,451	18,188	66.26%
ST. ANNS EAST	26,937	15,537	57.68%
ST. AUGUSTINE	25,201	17,257	68.48%
ST. JOSEPH	25,640	17,218	67.15%
TABAQUITE	26,854	17,754	66.11%
TOBAGO EAST	17,760	8,311	46.80%
TOBAGO WEST	19,526	9,935	50.88%
TOCO/MANZANILLA	28,153	18,444	65.51%
TUNAPUNA	26,267	17,985	68.47%
TOTAL	947,689	597,525	63.05%

APPENDIX VI
ELECTIONS TO THE HOUSE OF REPRESENTATIVES, 2000
TOTAL NUMBER OF POLLING STATIONS
AVERAGE NUMBER OF ELECTORS PER POLLING STATION
TOTAL NUMBER OF VOTERS
AVERAGE NUMBER OF VOTERS PER POLLING STATION

ELECTORAL DISTRICT	NO. OF POLLING STATIONS	NO. OF ELECTORS	AVERAGE PER POLLING STATION	NO. OF VOTERS	AVERAGE PER POLLING STATION
ARIMA	58	28,948	499	17,478	301
AROUCA NORTH	49	27,796	567	18,193	371
AROUCA SOUTH	52	29,529	568	18,037	347
BARATARIA / SAN JUAN	49	25,021	511	16,270	332
CARONI CENTRAL	53	29,030	548	19,526	368
CARONI EAST	54	29,416	545	19,111	354
CHAGUANAS	52	29,071	559	19,563	376
COUVA NORTH	51	26,814	526	18,193	357
COUVA SOUTH	48	27,183	566	18,185	379
DIEGO MARTIN CENTRAL	42	26,051	620	14,420	343
DIEGO MARTIN EAST	43	24,085	560	13,464	313
DIEGO MARTIN WEST	47	26,939	573	14,917	317
FYZABAD	52	27,799	535	19,617	377
LA BREA	52	24,979	480	16,331	314
LAVENTILLE EAST / MORVANT	44	27,098	616	13,984	318
LAVENTILLE WEST	48	26,033	542	12,266	256
NAPARIMA	47	25,037	533	16,750	356
NARIVA	60	28,506	475	19,456	324
ORPOUCHE	45	25,885	575	17,185	382
ORTOIRE / MAYARO	57	28,237	495	20,343	357
POINT FORTIN	54	25,872	479	17,028	315
POINTE-A-PIERRE	49	26,284	536	18,036	368
PORT OF SPAIN NORTH / ST. ANNS WEST	63	24,392	387	12,726	202
PORT OF SPAIN SOUTH	61	24,319	399	12,309	202
PRINCES TOWN	54	27,914	517	18,982	352
SAN FERNANDO EAST	51	25,834	507	17,052	334
SAN FERNANDO WEST	52	25,828	497	17,474	336
SIPARIA	53	27,451	518	18,188	343
ST. ANNS EAST	44	26,937	612	15,537	353
ST. AUGUSTINE	47	25,201	536	17,257	367
ST. JOSEPH	47	25,640	546	17,218	366
TABAQUITE	51	26,854	527	17,754	348
TOBAGO EAST	40	17,760	444	8,311	208
TOBAGO WEST	39	19,526	501	9,935	255
TOCO / MANZANILLA	55	28,153	512	18,444	335
TUNAPUNA	46	26,267	571	17,985	391
TOTALS	1,809	947,689	524	597,525	330

APPENDIX VII
ELECTIONS TO THE HOUSE OF REPRESENTATIVES, 2000
VOTING RESULTS IN EACH ELECTORAL DISTRICT WITH MAJORITIES OF WINNERS

ELECTORAL DISTRICT	PARTY AFFILIATION	VOTES CAST FOR CANDIDATES	PERCENTAGE OF VOTES CAST FOR CANDIDATES	MAJORITY OF FIRST OVER SECOND
ARIMA PENNELOPE BECKLES RUPERT T. GRIFFITH REJECTED BALLOTS	P.N.M. U.N.C.	10,942	62.60	4,489
		6,453	36.92	
		83	0.47	
TOTAL VOTES CAST		17,478	99.99	
AROUCA NORTH JARRETTE NARINE ROY AUGUSTUS REJECTED BALLOTS	P.N.M. U.N.C.	11,804	64.88	5,456
		6,348	34.89	
		41	0.23	
TOTAL VOTES CAST		18,193	100.00	
AROUCA SOUTH CAMILLE ROBINSON-REGIS LOUIS K. VILLAFANA REJECTED BALLOTS	P.N.M. U.N.C.	13,373	74.14	8,766
		4,607	25.54	
		57	0.32	
TOTAL VOTES CAST		18,037	100.00	
BARATARIA / SAN JUAN FUAD KHAN NAFEESA MOHAMMED REJECTED BALLOTS	U.N.C. P.N.M.	9,098	55.92	1,977
		7,121	43.77	
		51	0.31	
TOTAL VOTES CAST		16,270	100.00	
CARONI CENTRAL HAMZA RAFAEQ SATISH RAMROOP REJECTED BALLOTS	U.N.C. P.N.M.	13,176	67.48	6,898
		6,278	32.15	
		72	0.37	
TOTAL VOTES CAST		19,526	100.00	
CARONI EAST GANGA SINGH LYNDSAY PARMASHWAR REJECTED BALLOTS	U.N.C. P.N.M.	14,296	74.81	9,582
		4,714	24.67	
		101	0.53	
TOTAL VOTES CAST		19,111	100.01	

APPENDIX VII
ELECTIONS TO THE HOUSE OF REPRESENTATIVES, 2000
VOTING RESULTS IN EACH ELECTORAL DISTRICT WITH MAJORITIES OF WINNERS

ELECTORAL DISTRICT	PARTY AFFILIATION	VOTES CAST FOR CANDIDATES	PERCENTAGE OF VOTES CAST FOR CANDIDATES	MAJORITY OF FIRST OVER SECOND
CHAGUANAS				
MANOHAR RAMSARAN	U.N.C.	15,779	80.66	12,067
KRISHNA KANTASINGH	P.N.M.	3,712	18.97	
REJECTED BALLOTS		72	0.37	
TOTAL VOTES CAST		19,563	100.00	
COUVA NORTH				
BASDEO PANDAY	U.N.C.	14,383	79.06	10,663
ANN-MARIE SEE GOOLAM	P.N.M.	3,720	20.45	
REJECTED BALLOTS		90	0.49	
TOTAL VOTES CAST		18,193	100.00	
COUVA SOUTH				
RAMESH L. MAHARAJ	U.N.C.	12,889	70.88	7,802
RUDRANATH RAMPERSADSINGH	P.N.M.	5,087	27.97	
ISHMAEL SAMAD	T.M.S.	142	0.78	
REJECTED BALLOTS		67	0.37	
TOTAL VOTES CAST		18,185	100.00	
DIEGO MARTIN CENTRAL				
KENNETH VALLEY	P.N.M.	10,322	71.58	6,267
JENNIFER KERNAHAN	U.N.C.	4,055	28.12	
REJECTED BALLOTS		43	0.30	
TOTAL VOTES CAST		14,420	100.00	
DIEGO MARTIN EAST				
COLM P. IMBERT	P.N.M.	9,246	68.67	5,070
SUSAN RODRIGUEZ	U.N.C.	4,176	31.02	
REJECTED BALLOTS		42	0.31	
TOTAL VOTES CAST		13,464	100.00	
DIEGO MARTIN WEST				
KEITH C. ROWLEY	P.N.M.	10,846	72.71	6,825
DAPHNE C. PHILLIPS	U.N.C.	4,021	26.96	
REJECTED BALLOTS		50	0.34	
TOTAL VOTES CAST		14,917	100.01	

APPENDIX VII
ELECTIONS TO THE HOUSE OF REPRESENTATIVES, 2000
VOTING RESULTS IN EACH ELECTORAL DISTRICT WITH MAJORITIES OF WINNERS

ELECTORAL DISTRICT	PARTY AFFILIATION	VOTES CAST FOR CANDIDATES	PERCENTAGE OF VOTES CAST FOR CANDIDATES	MAJORITY OF FIRST OVER SECOND
FYZABAD CHANDRESH L. D. SHARMA PRAMNATH DIPTÉE KAMALUDEEN GHANY REJECTED BALLOTS	U.N.C. P.N.M. IND.	11,896	60.64	4,764
		7,132	36.36	
		492	2.51	
		97	0.49	
TOTAL VOTES CAST		19,617	100.00	
LA BREA HEDWIGE S. K. BEREUX STANLEY J. RYAN REJECTED BALLOTS	P.N.M. U.N.C.	9,188	56.26	2,125
		7,063	43.25	
		80	0.49	
TOTAL VOTES CAST		16,331	100.00	
LAVENTILLE EAST / MORVANT FITZGERALD E. HINDS VALERIE L. HINDS REJECTED BALLOTS	P.N.M. U.N.C.	11,335	81.06	8,751
		2,584	18.48	
		65	0.46	
TOTAL VOTES CAST		13,984	100.00	
LAVENTILLE WEST EULALIE JAMES KENNETH MUNROE-BROWN REJECTED BALLOTS	P.N.M. U.N.C.	10,733	87.50	9,240
		1,493	12.17	
		40	0.33	
TOTAL VOTES CAST		12,266	100.00	
NAPARIMA RALPH MAHARAJ FAIZ RAMJOHN KENNETH SOOKOO REJECTED BALLOTS	U.N.C. P.N.M. IND.	13,738	82.02	10,893
		2,845	16.99	
		113	0.67	
		54	0.32	
TOTAL VOTES CAST		16,750	100.00	
NARIVA HARRY PARTAP HAROLDE E. SUEPAUL KRISH JURAI REJECTED BALLOTS	U.N.C. P.N.M. IND.	12,844	66.02	6,465
		6,379	32.79	
		142	0.73	
		91	0.47	
TOTAL VOTES CAST		19,456	100.01	

APPENDIX VII
ELECTIONS TO THE HOUSE OF REPRESENTATIVES, 2000
VOTING RESULTS IN EACH ELECTORAL DISTRICT WITH MAJORITIES OF WINNERS

ELECTORAL DISTRICT	PARTY AFFILIATION	VOTES CAST FOR CANDIDATES	PERCENTAGE OF VOTES CAST FOR CANDIDATES	MAJORITY OF FIRST OVER SECOND
OROPOUCHE TREVOR SUDAMA KHEMCHAND SEETARAM REJECTED BALLOTS	U.N.C. P.N.M.	14,538	84.60	11,966
		2,572	14.97	
		75	0.44	
TOTAL VOTES CAST		17,185	100.01	
ORTOIRE/MAYARO WINSTON PETERS FRANKLIN A. KHAN REJECTED BALLOTS	U.N.C. P.N.M.	10,923	53.69	1,620
		9,303	45.73	
		117	0.58	
TOTAL VOTES CAST		20,343	100.00	
POINT FORTIN LAWRENCE ACHONG VINCENT D. LASSE REJECTED BALLOTS	P.N.M. U.N.C.	9,926	58.29	2,910
		7,016	41.20	
		86	0.51	
TOTAL VOTES CAST		17,028	100.00	
POINTE-A-PIERRE WILLIAM B. CHAITAN FARAD KHAN REJECTED BALLOTS	U.N.C. P.N.M.	11,124	61.68	4,277
		6,847	37.96	
		65	0.36	
TOTAL VOTES CAST		18,036	100.00	
PORT OF SPAIN NORTH / ST. ANNS WEST JOHN RAHAEL ELIZABETH AWAI REJECTED BALLOTS	P.N.M. U.N.C.	10,099	79.36	7,526
		2,573	20.22	
		54	0.42	
TOTAL VOTES CAST		12,726	100.00	
PORT OF SPAIN SOUTH ERIC WILLIAMS GIOMAR R-MARTINEZ REJECTED BALLOTS	P.N.M. U.N.C.	9,101	73.94	5,945
		3,156	25.64	
		52	0.42	
TOTAL VOTES CAST		12,309	100.00	

APPENDIX VII
ELECTIONS TO THE HOUSE OF REPRESENTATIVES, 2000
VOTING RESULTS IN EACH ELECTORAL DISTRICT WITH MAJORITIES OF WINNERS

ELECTORAL DISTRICT	PARTY AFFILIATION	VOTES CAST FOR CANDIDATES	PERCENTAGE OF VOTES CAST FOR CANDIDATES	MAJORITY OF FIRST OVER SECOND
PRINCES TOWN SUBHAS PANDAY RICHARD A. VALERE REJECTED BALLOTS	U.N.C. P.N.M.	12,428	65.47	5,974
		6,454	34.00	
		100	0.53	
TOTAL VOTES CAST		18,982	100.00	
SAN FERNANDO EAST PATRICK MANNING ROODAL MOONILAL REJECTED BALLOTS	P.N.M. U.N.C.	10,339	60.63	3,713
		6,626	38.86	
		87	0.51	
TOTAL VOTES CAST		17,052	100.00	
SAN FERNANDO WEST SADIQ BAKSH ANTHONY ELIAS REJECTED BALLOTS	U.N.C. P.N.M.	9,176	52.51	943
		8,233	47.12	
		65	0.37	
TOTAL VOTES CAST		17,474	100.00	
SIPARIA KAMLA PERSAD-BISSESSAR CECIL KOYLASS REJECTED BALLOTS	U.N.C. P.N.M.	15,270	83.96	12,437
		2,833	15.58	
		85	0.47	
TOTAL VOTES CAST		18,188	100.01	
ST. ANNS EAST MARTIN JOSEPH JOAN CHERRIE-ROCKE REJECTED BALLOTS	P.N.M. U.N.C.	11,129	71.63	6,797
		4,332	27.88	
		76	0.49	
TOTAL VOTES CAST		15,537	100.00	
ST. AUGUSTINE JOHN D. HUMPHREY MERU MAHARAJ REJECTED BALLOTS	U.N.C. P.N.M.	11,587	67.14	5,969
		5,618	32.55	
		52	0.30	
TOTAL VOTES CAST		17,257	99.99	

APPENDIX VII
ELECTIONS TO THE HOUSE OF REPRESENTATIVES, 2000
VOTING RESULTS IN EACH ELECTORAL DISTRICT WITH MAJORITIES OF WINNERS

ELECTORAL DISTRICT	PARTY AFFILIATION	VOTES CAST FOR CANDIDATES	PERCENTAGE OF VOTES CAST FOR CANDIDATES	MAJORITY OF FIRST OVER SECOND
ST. JOSEPH CARLOS L.R. JOHN DONNA M. CARTER REJECTED BALLOTS	U.N.C. P.N.M.	9,753	56.64	2,366
		7,387	42.90	
		78	0.45	
TOTAL VOTES CAST		17,218	99.99	
TABAQUITE ADESH C. NANAN JAIMUNGAL P. SAHAI NOE JEAN REJECTED BALLOTS	U.N.C. P.N.M. IND	13,282	74.81	9,253
		4,029	22.69	
		381	2.15	
		62	0.35	
TOTAL VOTES CAST		17,754	100.00	
TOBAGO EAST NATHANIEL MOORE EUDINE JOB KESTON A. MC LETCHIE REJECTED BALLOTS	N.A.R. P.N.M. P.E.P	3,921	47.18	289
		3,632	43.70	
		720	8.66	
		38	0.46	
TOTAL VOTES CAST		8,311	100.00	
TOBAGO WEST STANFOED CALLENDER LOUIS P. ARNOLD UMILTA I. ROBERTS-HENRY REJECTED BALLOTS	P.N.M. N.A.R. P.E.P	5,040	50.73	1,552
		3,488	35.11	
		1,351	13.60	
		56	0.56	
TOTAL VOTES CAST		9,935	100.00	
TOCO/MANZANILLA ROGER BOYNES MICHAEL ALS REJECTED BALLOTS	P.N.M. U.N.C.	10,289	55.79	2,243
		8,046	43.62	
		109	0.59	
TOTAL VOTES CAST		18,444	100.00	
TUNAPUNA MERVYN ASSAM EDWARD G. HART REJECTED BALLOTS	U.N.C. P.N.M.	9,062	50.39	336
		8,726	48.52	
		197	1.10	
TOTAL VOTES CAST		17,985	100.01	

APPENDIX VIII
ELECTIONS TO THE HOUSE OF REPRESENTATIVES, 2000
COMPARISON OF RESULTS OF ELECTIONS FROM 1961 - 2000

	HOUSE OF REP. 1961	HOUSE OF REP. 1966	HOUSE OF REP. 1971	HOUSE OF REP. 1976	HOUSE OF REP. 1981	HOUSE OF REP. 1986	HOUSE OF REP. 1991	HOUSE OF REP. 1995	HOUSE OF REP. 2000
ELECTORATE	378,511	459,839	357,568	565,646	736,104	882,029	794,486	837,741	947,689
NUMBER OF VOTES CAST	333,517	302,548	118,597	315,809	415,416	577,300	522,472	530,311	597,525
PERCENTAGE OF VOTES CAST AGAINST THE ELECTORATE	88.11%	65.79%	33.17%	55.83%	56.43%	65.45%	65.76%	63.30%	63.05%
NUMBER OF VOTES ACCEPTED	333,363	302,402	118,524	311,985	412,778	573,263	519,697	525,326	594,875
NUMBER OF VOTES REJECTED	149	146	73	3,824	2,638	4,037	2,775	4,985	2,650

APPENDIX IX
ELECTIONS TO THE HOUSE OF REPRESENTATIVES, 2000
COMPOSITION OF THE SUPPLEMENTAL LIST AND ITS DISTRIBUTION
ACCORDING TO ELECTORAL DISTRICTS

ELECTORAL DISTRICT	REVISED LIST OF ELECTORS AS AT 2000.11.20	SUPPLEMENTAL LIST OF ELECTORS AS AT 2000.12.01		TOTAL ELECTORATE
		ADDITIONS	DELETIONS	
ARIMA	28,947	3	2	28,948
AROUCA NORTH	27,800	2	6	27,796
AROUCA SOUTH	29,525	7	3	29,529
BARATARIA / SAN JUAN	25,001	41	21	25,021
CARONI CENTRAL	29,011	25	6	29,030
CARONI EAST	29,394	28	6	29,416
CHAGUANAS	29,052	27	8	29,071
COUVA NORTH	26,811	5	2	26,814
COUVA SOUTH	27,181	3	1	27,183
DIEGO MARTIN CENTRAL	26,049	7	5	26,051
DIEGO MARTIN EAST	24,083	5	3	24,085
DIEGO MARTIN WEST	26,934	10	5	26,939
FYZABAD	27,797	9	7	27,799
LA BREA	24,966	24	11	24,979
LAVENTILLE EAST / MORVANT	27,099	8	9	27,098
LAVENTILLE WEST	26,027	6	0	26,033
NAPARIMA	25,037	5	5	25,037
NARIVA	28,507	5	6	28,506
OROPOUCHE	25,884	7	6	25,885
ORTOIRE / MAYARO	28,238	2	3	28,237
POINT FORTIN	25,871	16	15	25,872
POINTE-A-PIERRE	26,284	5	5	26,284
PORT OF SPAIN NORTH / ST. ANNS WEST	24,382	11	1	24,392
PORT OF SPAIN SOUTH	24,311	9	1	24,319
PRINCES TOWN	27,916	2	4	27,914
SAN FERNANDO EAST	25,826	13	5	25,834
SAN FERNANDO WEST	25,804	33	9	25,828
SIPARIA	27,451	5	5	27,451
ST. ANNS EAST	26,943	11	17	26,937
ST. AUGUSTINE	25,191	21	11	25,201
ST. JOSEPH	25,629	24	13	25,640
TABAQUITE	26,852	8	6	26,854
TOBAGO EAST	17,753	24	17	17,760
TOBAGO WEST	19,517	28	19	19,526
TOCO / MANZANILLA	28,153	6	6	28,153
TUNAPUNA	26,251	24	8	26,267
TOTALS	947,477	469	257	947,689

APPENDIX X
ELECTIONS TO THE HOUSE OF REPRESENTATIVES, 2000
NAMES, ADDRESSES, OCCUPATIONS AND PARTY AFFILIATIONS OF CANDIDATES NOMINATED FOR EACH ELECTORAL DISTRICT
IN COLUMN HEADED "PARTY AFFILIATION" THE ABBREVIATIONS HAVE THE FOLLOWING MEANINGS:-

P.N.M. - PEOPLE'S NATIONAL MOVEMENT
N.A.R. - NATIONAL ALLIANCE FOR RECONSTRUCTION
T.M.S. - THE MERCY SOCIETY

U.N.C. - UNITED NATIONAL CONGRESS
P.E.P. - PEOPLE'S EMPOWERMENT PARTY
IND. - INDEPENDENT

ELECTORAL DISTRICT	CANDIDATE'S NAME	ADDRESS	OCCUPATION	PARTY AFFILIATION	SYMBOL
ARIMA	PENNELOPE BECKLES RUPERT T. GRIFFITH	6 CAMATE COURT, SANTA ROSA HEIGHTS, ARIMA. LOT 13, ALENORE GARDENS, ARIMA.	ATTORNEY-AT-LAW HUMAN RESOURCE MNGT. CONSULTANT	P.N.M. U.N.C.	BALISIER FLOWER THE RISING SUN OVER THE TRINITY HILLS ABOVE THE LETTERS U.N.C.
AROUCA NORTH	JARRETTE NARINE ROY AUGUSTUS	CHURCH STREET SOUTH, SAMAROO VILLAGE, ARIMA. 10, BAGGAN AVENUE, SAN JUAN	TRADE UNIONIST RETIREE	P.N.M. U.N.C.	BALISIER FLOWER THE RISING SUN OVER THE TRINITY HILLS ABOVE THE LETTERS U.N.C.
AROUCA SOUTH	CAMILLE ROBINSON-REGIS LOUIS KIRTON VILLAFANA	11, WINDSOR ROAD, VALSAYN PARK. 7, KERRIA DR., LA FLOISSANTE, D'ABADIE	ATTORNEY AT LAW ATTORNEY AT LAW	P.N.M. U.N.C.	BALISIER FLOWER THE RISING SUN OVER THE TRINITY HILLS ABOVE THE LETTERS U.N.C.
BARATARIA / SAN JUAN	NAFEESA MOHAMMED FUAD KHAN	8A, MOHAMMED VILLE, EL SOCORRO RD, SAN JUAN. 40, ALFREDO STREET, WOODBROOK.	ATTORNEY-AT-LAW SPECIALIST SURGEON.	P.N.M. U.N.C.	BALISIER FLOWER THE RISING SUN OVER THE TRINITY HILLS ABOVE THE LETTERS U.N.C.
CARONI CENTRAL	SATISH RAMROOP HAMZA RAFEEQ	AMAROOSINGH STREET, LONGDEVILLE 32, PREYSAL VILLAGE, COUYA.	FLEET AND CORPORATE REP. MEDICAL DOCTOR	P.N.M. U.N.C.	BALISIER FLOWER THE RISING SUN OVER THE TRINITY HILLS ABOVE THE LETTERS U.N.C.
CARONI EAST	LYNDSAY ANNE D. PARMASHWAR GANGA SINGH	3, SATNARINE TRACE, CUNUPLA 7, 7A HOME FARMS, CHIN CHIN ROAD, CUNUPLA.	PURSER ATTORNEY-AT-LAW	P.N.M. U.N.C.	BALISIER FLOWER THE RISING SUN OVER THE TRINITY HILLS ABOVE THE LETTERS U.N.C.
CHAGUANAS	KRISHNA KANTASINGH MANOHAR RAMSARAN	9B, AGOSTINI SETTLEMENT, CHASE VILLAGE, CARAPICHAIMA. CHADEE TRACE, MUNROE RD. CUNUPLA.	ATTORNEY-AT-LAW MINISTER	P.N.M. U.N.C.	BALISIER FLOWER THE RISING SUN OVER THE TRINITY HILLS ABOVE THE LETTERS U.N.C.
COUYA NORTH	ANN-MARIE SEEGOLAM BASDEO PANDAY	CARLSEN FIELD ROAD NO.2, CHASE VILLAGE. 1A, BRYANGATE, PHILLIPINE, PALMISTE.	MEDICAL REPRESENTATIVE ATTORNEY-AT-LAW	P.N.M. U.N.C.	BALISIER FLOWER THE RISING SUN OVER THE TRINITY HILLS ABOVE THE LETTERS U.N.C.

APPENDIX X
ELECTIONS TO THE HOUSE OF REPRESENTATIVES, 1990
NAMES, ADDRESSES, OCCUPATIONS AND PARTY AFFILIATIONS OF CANDIDATES NOMINATED FOR EACH ELECTORAL DISTRICT
IN COLUMN HEADED "PARTY AFFILIATION" THE ABBREVIATIONS HAVE THE FOLLOWING MEANINGS :-
P.N.M. - PEOPLE'S NATIONAL MOVEMENT
N.A.R. - NATIONAL ALLIANCE FOR RECONSTRUCTION
T.M.S. - THE MERCY SOCIETY
U.N.C. - UNITED NATIONAL CONGRESS
P.E.P. - PEOPLE'S EMPOWERMENT PARTY
IND. - INDEPENDENT

ELECTORAL DISTRICT	CANDIDATE'S NAME	ADDRESS	OCCUPATION	PARTY AFFILIATION	SYMBOL
COUVA SOUTH	RUDRANATH R. RAMPIERSADSINGH	17, SOUTHERN MAIN ROAD, CALIFORNIA.	CONTRACTOR	P.N.M.	BALISIER FLOWER
	RAMESH LAWRENCE MAHARAJ	#78 B. LONDON STREET, SAN FERNANDO.	ATTORNEY-AT-LAW	U.N.C.	THE RISING SUN OVER THE TRINITY HILLS ABOVE THE LETTERS U.N.C.
DIEGO MARTIN CENTRAL	ISHMAEL ANGELO SAMAD	7, TAPTI STREET, BOISSIERE, MARAVAL.	NATURALIST-AT-LARGE	T.M.S.	A LIGHTED CANDLE
	JENNIFER KERNAHAN	24 JUBILEE STREET, GONZALES.	VETERINARIAN	U.N.C.	THE RISING SUN OVER THE TRINITY HILLS ABOVE THE LETTERS U.N.C.
DIEGO MARTIN EAST	KENNETH CYRIL VALLEY	#62, LORNDAL ROAD, GLENCOE.	CONSULTANT	P.N.M.	BALISIER FLOWER
	COLIN IMBERT	49, LISA AVENUE, HILLSBORO, MARAVAL.	ENGINEER	P.N.M.	BALISIER FLOWER
DIEGO MARTIN WEST	SUSAN RODRIGUEZ	15 MAJUBA CROSS ROAD, PETIT VALLEY	BUSINESSWOMAN	U.N.C.	THE RISING SUN OVER THE TRINITY HILLS ABOVE THE LETTERS U.N.C.
	KEITH CHRISTOPHER ROWLEY	9, GOODWOOD RIDGE, GOODWOOD PARK.	GEOLOGIST	P.N.M.	BALISIER FLOWER
PYZABAD	DAPHNE C. PHILLIPS	40 SANDRA PARK, FT. CUMANÁ	MEDICAL SOCIOLOGIST	U.N.C.	THE RISING SUN OVER THE TRINITY HILLS ABOVE THE LETTERS U.N.C.
	KAMALUDEEN GHANY	145 RAMATALLY PARK, AVOCAT.	MANAGING DIRECTOR.	IND.	SAIL BOAT
LA BREA	CHANDRESH L. D. SHARMA	175, SIPARIA OLD ROAD.	FORMER MEMBER OF PARLIAMENT	U.N.C.	THE RISING SUN OVER THE TRINITY HILLS ABOVE THE LETTERS U.N.C.
	PRANMATH DIPTÉE	HIGH STREET, SIPARIA.	BUSINESSMAN	P.N.M.	BALISIER FLOWER
LAVENTILLE EAST/MORVANT	HEDWIGE BÉREAU	21 JEAN CRESCENT, PALMISTE, LA ROMAIN.	ATTORNEY-AT-LAW	P.N.M.	BALISIER FLOWER
	STANLEY J. RYAN	13 HICKLING VILLAGE, SIPARIA ROAD, PYZABAD.	SAFETY ADVISOR.	U.N.C.	THE RISING SUN OVER THE TRINITY HILLS ABOVE THE LETTERS U.N.C.
LAVENTILLE WEST	FITZGERALD ETHELBERG HINDS	17, BRIDGE ROAD, SANTA CRUZ.	ATTORNEY-AT-LAW	P.N.M.	BALISIER FLOWER
	VALÉRIE LUCIANA HINDS	2ND CALEDONIA ROAD, MORVANT	FIELD SUPERVISOR.	U.N.C.	THE RISING SUN OVER THE TRINITY HILLS ABOVE THE LETTERS U.N.C.
	KENNETH MUNROE-BROWN	LA BAJA ROAD, MARACS, ST JOSEPH.	BARRISTER-AT-LAW.	U.N.C.	THE RISING SUN OVER THE TRINITY HILLS ABOVE THE LETTERS U.N.C.
	EULALIE JAMES	51, ST. JOHN STREET, PORT OF SPAIN.	MEMBER OF PARLIAMENT	P.N.M.	BALISIER FLOWER

APPENDIX X
ELECTIONS TO THE HOUSE OF REPRESENTATIVES, 2000
NAMES, ADDRESSES, OCCUPATIONS AND PARTY AFFILIATIONS OF CANDIDATES NOMINATED FOR EACH ELECTORAL DISTRICT
IN COLUMN HEADED "PARTY AFFILIATION" THE ABBREVIATIONS HAVE THE FOLLOWING MEANINGS:-

P.N.M. - PEOPLE'S NATIONAL MOVEMENT
N.A.R. - NATIONAL ALLIANCE FOR RECONSTRUCTION
T.M.S. - THE MERCY SOCIETY

U.N.C. - UNITED NATIONAL CONGRESS
P.E.P. - PEOPLE'S EMPOWERMENT PARTY
IND. - INDEPENDENT

ELECTORAL DISTRICT	CANDIDATE'S NAME	ADDRESS	OCCUPATION	PARTY AFFILIATION	SYMBOL
NAPARIMA	RALPH MAHARAJ	847, GULF VIEW, LA ROMAIN.	MINISTER OF GOVERNMENT	U.N.C.	THE RISING SUN OVER THE TRINITY HILLS ABOVE THE LETTERS U.N.C. BALISIER FLOWER LOCOMOTIVE
	FAIZ RAMJOHN	BORDE NARVE, CIPERO ROAD.	BUSINESSMAN	P.N.M.	
	KENNETH SOOKOO	LIGHT POLE 182, CIPERO ROAD, ST JOHN'S VILLAGE.	CANE-FARMER	IND.	
NARIVA	KRISH JURAI	4, WILSON STREET, ST. AUGUSTINE.	BUSINESSMAN	IND.	STAR THE RISING SUN OVER THE TRINITY HILLS ABOVE THE LETTERS U.N.C. BALISIER FLOWER
	HARRY N. PARTAP	POORAN ROAD, GEORGE VILLAGE, TABLELAND.	JOURNALIST	U.N.C.	
	HAROLD E. SUEPAUL	SAN LOUIS ROAD, GUAICO.	PRINCIPAL	P.N.M.	
OBOPOUCHE	KHEMCHAND SEETARAM	4 FALCON AVE. ESPERANCE VILLAGE.	BUSINESSMAN	P.N.M.	BALISIER FLOWER THE RISING SUN OVER THE TRINITY HILLS ABOVE THE LETTERS U.N.C.
	TREVOR SUDAMA	56 S.S. ERIN ROAD, DEBE.	ECONOMIST	U.N.C.	
ORTOIRE/MAYARO	WINSTON PETERS	RADIX VILLAGE, MAYARO.	BUSINESSMAN	U.N.C.	THE RISING SUN OVER THE TRINITY HILLS ABOVE THE LETTERS U.N.C. BALISIER FLOWER
	FRANKLIN A. KHAN	316B, SEWLAL STREET, PYZABAD.	GEOLOGIST	P.N.M.	
POINT FORTIN	LAWRENCE ACHONG	CHURCH STREET, POINT FORTIN.	MGT. CONSULTANT.	P.N.M.	BALISIER FLOWER THE RISING SUN OVER THE TRINITY HILLS ABOVE THE LETTERS U.N.C.
	VINCENT DAVID LASSE	3, NEVERSON STREET, MAHAICA, POINT FORTIN.	LAWYER	U.N.C.	
POINTE-A-PIERRE	FARAD KHAN	SOLEDAD ROAD, HERMITAGE, CLAXTON BAY.	AGRICULTURAL SUPERVISOR.	P.N.M.	BALISIER FLOWER THE RISING SUN OVER THE TRINITY HILLS ABOVE THE LETTERS U.N.C.
	WILLIAM B. CHAITAN	L.P. #70, PHOENIX PARK, CALIFORNIA.	GEOPHYSICIST.	U.N.C.	
PORT OF SPAIN NORTH/ ST. ANNS WEST	ELIZABETH AWAI	60A, BELMONT CIRCULAR ROAD, BELMONT.	ACCOUNTANT	U.N.C.	THE RISING SUN OVER THE TRINITY HILLS ABOVE THE LETTERS U.N.C. BALISIER FLOWER
	JOHN RAHAEL	18, WINDSOR ROAD, GOODWOOD PARK.	MAYOR	P.N.M.	
PORT OF SPAIN SOUTH	GIOMAR RODRIGUEZ-MARTINEZ	35-37 DUNCAN STREET, PORT OF SPAIN.	PROJECT SUPERVISOR.	U.N.C.	THE RISING SUN OVER THE TRINITY HILLS ABOVE THE LETTERS U.N.C. BALISIER FLOWER
	ERIC ANTHONY WILLIAMS	69, LUIS STREET, WOODBROOK.	GEOPHYSICIST	P.N.M.	

APPENDIX X
ELECTIONS TO THE HOUSE OF REPRESENTATIVES, 2008
NAMES, ADDRESSES, OCCUPATIONS AND PARTY AFFILIATIONS OF CANDIDATES NOMINATED FOR EACH ELECTORAL DISTRICT
IN COLUMN HEADED "PARTY AFFILIATION" THE ABBREVIATIONS HAVE THE FOLLOWING MEANINGS:-

P.N.M. - PEOPLE'S NATIONAL MOVEMENT
N.A.R. - NATIONAL ALLIANCE FOR RECONSTRUCTION
T.M.S. - THE MERCY SOCIETY

U.N.C. - UNITED NATIONAL CONGRESS
P.E.P. - PEOPLE'S EMPOWERMENT PARTY
IND. - INDEPENDENT

ELECTORAL DISTRICT	CANDIDATE'S NAME	ADDRESS	OCCUPATION	PARTY AFFILIATION	SYMBOL
PRINCES TOWN	RICHARD ANTHONY VALERE SUBHAS PANDAY	1 PETIT CAFE JUNCTION, MORUGA ROAD, PRINCES TOWN. 174 BUEN INTENTO ROAD, PRINCES TOWN.	ATTORNEY-AT-LAW. ATTORNEY-AT-LAW.	P.N.M. U.N.C.	BALISIER FLOWER THE RISING SUN OVER THE TRINITY HILLS ABOVE THE LETTERS U.N.C.
SAN FERNANDO EAST	ROODAL MOONILAL PATRICK A.M. MANNING	54, ST. CLEMENTS VILLAGE, STE. MADELEINE 4A VISTABELLA PARK, ALEONG STREET, VISTABELLA	POLICY ANALYST. MEMBER OF PARLIAMENT	U.N.C. P.N.M.	THE RISING SUN OVER THE TRINITY HILLS ABOVE THE LETTERS U.N.C. BALISIER FLOWER
SAN FERNANDO WEST	SADIQ BAKSH ANTHONY ELIAS	305 LAZZARI STREET, PALMISTE. 10 ROSTANT STREET, ST. JOSEPH VILLAGE, SAN FERNANDO.	BUSINESSMAN MEDICAL PRACTITIONER	U.N.C. P.N.M.	THE RISING SUN OVER THE TRINITY HILLS ABOVE THE LETTERS U.N.C. BALISIER FLOWER
SIPARIA	CECIL KOYLASS KAMLA PERSAD-BISSESSAR	126 SAN FRANCISQUE ROAD, PENAL. CHARLO VILLAGE, PENAL.	LABOUR RELATION OFFICER ATTORNEY-AT-LAW	P.N.M. U.N.C.	BALISIER FLOWER THE RISING SUN OVER THE TRINITY HILLS ABOVE THE LETTERS U.N.C.
ST. ANNS EAST	MARTIN JOSEPH JOAN M. C HERRIE-ROCKE	COCORICO STREET, 88 SAMAAH GARDENS, TRINITY. 4 PAXVALE, UPPER SANTA CRUZ.	MANAGEMENT CONSULTANT PRINCIPAL I	P.N.M. U.N.C.	BALISIER FLOWER THE RISING SUN OVER THE TRINITY HILLS ABOVE THE LETTERS U.N.C.
ST. AUGUSTINE	JOHN DESMOND HUMPHREY MERU MAHARAJ	16, NEWBURY HILL, GLENCOE. 77C, ST. VINCENT STREET, TUNAPUNA	ARCHITECT CATERER	U.N.C. P.N.M.	THE RISING SUN OVER THE TRINITY HILLS ABOVE THE LETTERS U.N.C. BALISIER FLOWER
ST. JOSEPH	CARLOS L.R. JOHN DONNA M. CARTER	33 MOKA GARDENS, MOKA, MARAYAL. 4 COBLENTZ AVENUE, CASCADE.	MINISTER OF GOVERNMENT SCHOOL TEACHER	U.N.C. P.N.M.	THE RISING SUN OVER THE TRINITY HILLS ABOVE THE LETTERS U.N.C. BALISIER FLOWER
TABAQUITE	ADESH CURTIS NANAN JAINMUNGAL P. SAHAI NOE JEAN	237 MAHABIR CRESCENT, BLOCK 2, PALMISTE. CARATAL VILLAGE, BONNE AVENTURE, GASPARILLO. 520 PENNY AVENUE, GULF VIEW LA ROMAINE.	DENTIST. BUSINESSMAN PHYSICIAN	U.N.C. P.N.M. IND.	THE RISING SUN OVER THE TRINITY HILLS ABOVE THE LETTERS U.N.C. BALISIER FLOWER THE STAR

APPENDIX X
ELECTIONS TO THE HOUSE OF REPRESENTATIVES, 2000
NAMES, ADDRESSES, OCCUPATIONS AND PARTY AFFILIATIONS OF CANDIDATES NOMINATED FOR EACH ELECTORAL DISTRICT
IN COLUMN HEADED "PARTY AFFILIATION" THE ABBREVIATIONS HAVE THE FOLLOWING MEANINGS:-

P.N.M. - PEOPLE'S NATIONAL MOVEMENT
N.A.R. - NATIONAL ALLIANCE FOR RECONSTRUCTION
T.M.S. - THE MERCY SOCIETY

U.N.C. - UNITED NATIONAL CONGRESS
P.E.P. - PEOPLE'S EMPOWERMENT PARTY
IND. - INDEPENDENT

ELECTORAL DISTRICT	CANDIDATE'S NAME	ADDRESS	OCCUPATION	PARTY AFFILIATION	SYMBOL
TOBAGO EAST	EUDINE JOB NATHANIEL MOORE KESTON ALEXANDER McLETCHE	MORIAH, TOBAGO. BAGATTELLE TRACE #2, TOBAGO. LOT #30 McLETCHE ST. BACOLET GARDENS, TOBAGO.	TOURISM PLANNER RETIREE PARLIAMENTARY ASSISTANT	P.N.M. N.A.R. P.E.P.	BALISIER FLOWER A-BEAM THE CLASPED HANDS
TOBAGO WEST	STANFORD CALLENDER LOUIS PATRICK ARNOLD UMILTA L. ROBERTS-HENRY	BLACK ROCK TRACE, BLACK ROCK, TOBAGO. LAMBEAU, TOBAGO. 8 HISLOP TRACE, S/BORO	MANAGER CEO PAN TRINBAGO. SCHOOL PRINCIPAL	P.N.M. N.A.R. P.E.P.	BALISIER FLOWER A-BEAM THE CLASPED HANDS
TOCO / MANZANILLA	ROGER J. BOYNES MICHAEL ALS	12 FOSTER ROAD, SANGRE GRANDE. MORNE CABRITTE TRACE, CUMANA, TOCO.	ATTORNEY-AT-LAW WRITER / RADIO BROADCASTER	P.N.M. U.N.C.	BALISIER FLOWER THE RISING SUN OVER THE TRINITY HILLS ABOVE THE LETTERS U.N.C.
TUNAPUNA	EDWARD GEORGE HART MERVYN ASSAM	11 EASTERN MAIN ROAD, TACARIGUA. 16, COBLENTZ GARDENS, ST. ANNS.	MEMBER OF PARLIAMENT ECONOMIST / ACCOUNTANT	P.N.M. U.N.C.	BALISIER FLOWER THE RISING SUN OVER THE TRINITY HILLS ABOVE THE LETTERS U.N.C.

APPENDIX XI
ELECTIONS TO THE HOUSE OF REPRESENTATIVES, 2000
LIST OF RETURNING OFFICERS AND ELECTION CLERKS

ELECTORAL DISTRICT	NAME OF RETURNING OFFICER	OCCUPATION	NAME OF ELECTION CLERK	OFFICIAL ADDRESS
ARIMA	EDMUND ALEXANDER	VALUATION ASSISTANT III	RONALD BROWNE	ARIMA REGISTRATION OFFICE CORNER PRO QUEEN STREET AND ROBINSON CIRCULAR ROAD, ARIMA.
AROUCA NORTH	MERLE LA COA	CHIEF EXECUTIVE OFFICER	PEARL CAMPBELL KARL BAIRD	TUNAPUNA REGIONAL CORPORATION CENTENARY STREET, TUNAPUNA.
AROUCA SOUTH	ALFRED LALA	RETIRED PUBLIC SERVANT	ROY SPRINGER	D'ABADIE GOVERNMENT SCHOOL, EASTERN MAIN ROAD, D'ABADIE.
BARATARIA / SAN JUAN	JOSEPH LEWIS	RETIRED PUBLIC SERVANT	MYRDIS WILKINSON	PARISH CENTRE ST. JOSEPH STREET, SAN JUAN
CARDNI CENTRAL	SONNILAL RAMSAROOP	VALUATION OFFICER	GARVIN SEECHARAN	VALUATION DIVISION MARKET STREET EXTENSION CHAGUANAS.
CARDNI EAST	EVERIL ROSS	RETIRED VALUATION OFFICER III	GURNEY ADAMS	33, RAMSARAN STREET CHAGUANAS
CHAGUANAS	WILLIAM MARK	CHIEF EXECUTIVE OFFICER	THEODORA PHILLIP	CHAGUANAS BOROUGH CORPORATION, CORNER TAITT & CUMBERBATCH STREETS, CHAGUANAS.
COUVA NORTH	SAHADEO SINGH	VALUATION ASSISTANT II	LIONEL MAINGOT	VALUATION DIVISION MARKET STREET EXTENSION CHAGUANAS.
COUVA SOUTH	FITZROY GITTENS	BUILDING INSPECTOR	MARVA MODESTE	COUVA / TABAQUITE / TALPARO REGIONAL CORPORATION, RAILWAY ROAD, COUVA.

APPENDIX XI
ELECTIONS TO THE HOUSE OF REPRESENTATIVES, 2000
LIST OF RETURNING OFFICERS AND ELECTION CLERKS

ELECTORAL DISTRICT	NAME OF RETURNING OFFICER	OCCUPATION	NAME OF ELECTION CLERK	OFFICIAL ADDRESS
DIEGO MARTIN CENTRAL	ASHWIN CREED	CHIEF EXECUTIVE OFFICER	JENNIFER HARVEY-BETHEL	DIEGO MARTIN REGIONAL CORPORATION, 2-3, ORCHID DRIVE, PETIT VALLEY.
DIEGO MARTIN EAST	DAPHNE MOORE	AUDITOR.	SUSAN SAMUEL WALDRON SMART	MARAVAL FRIENDLY SOCIETY MORNE COCO ROAD, MARAVAL
DIEGO MARTIN WEST	LUNA WRIGHT	INDUSTRIAL RELATIONS OFFICER	RICHARD Mc COMMIE MERLE RICHARDS	POINT CUMANA GOVERNMENT PRIMARY SCHOOL, FITZ ALLEN STREET, POINT CUMANA.
FYZABAD	SELWYN JOSEPH	FIELD MANAGER	LYDIA MORRIS-ROBERTSON.	ROMAN CATHOLIC PARISH HALL, ST. MARY'S VILLAGE SOUTH OROPOUCHE
LA BREA	JUSTIN PAUL	RETIRED PUBLIC SERVANT	JULIAN CHACON	SIPARIA REGIONAL CORPORATION MARY STREET SIPARIA
LAVENTILLE EAST / MORVANT	CLARENCE LEACH	DIRECTOR, NADAPP.	ARNOLD QUAMINA	MALICK YOUTH FACILITY (MINISTRY OF SPORT AND YOUTH AFFAIRS) 7TH AVENUE, MALICK, BARATARIA.
LAVENTILLE WEST	JOSEPH PIERRE	RETIRED PUBLIC SERVANT	ANN ALFRED	MINISTRY OF WORKS AND TRANSPORT NORTH/WEST (EAST) EASTERN MAIN ROAD, LAVENTILLE OPPOSITE SUCCESS LAV. COMPOSITE SCHOOL
NAPARIMA	KOONJ RAMADHAR	RETIRED PUBLIC SERVANT	ROMA RAMDEEN	STE. MADELEINE SECONDARY SCHOOL, CORINTH ROAD, STE. MADELEINE.
NARIVA	DAVID GENE	CHIEF EXECUTIVE OFFICER	RAMCHAND KALIPERSAD EUCLYN BETHELMY	MAYARO / RIO CLARO REGIONAL CORPORATION, HIGH STREET, RIO CLARO.

APPENDIX XI
ELECTIONS TO THE HOUSE OF REPRESENTATIVES, 2000
LIST OF RETURNING OFFICERS AND ELECTION CLERKS

ELECTORAL DISTRICT	NAME OF RETURNING OFFICER	OCCUPATION	NAME OF ELECTION CLERK	OFFICIAL ADDRESS
OROPOUCHE	SHAHEED MOHAMMED	VICE PRINCIPAL	EDISON RAMDEEN	VALUATION DIVISION, PALMS CLUB, 29-30 POINTE-A-PIERRE ROAD, SAN FERNANDO.
ORTOIRE / MAYARO	SELWYN MC KNIGHT	SPECIAL TEACHER II	CARL HUMPHREY	RIO CLARO REGISTRATION OFFICE HIGH STREET RIO CLARO
POINT FORTIN	CLYDE PAUL	CHIEF EXECUTIVE OFFICER	BALDATH NANDLAL	POINT FORTIN BOROUGH CORPORATION, GEORGE ROAD, MAHAICA, POINT FORTIN.
POINTE-A-PIERRE	AUGUSTINE CASIMIRE	RETIRED PUBLIC SERVANT.	JANETTA DES VIGNES	GASPARILLO GOVERNMENT PRIMARY SCHOOL, (POST PRIMARY CENTRE) GASPARILLO.
PORT OF SPAIN NORTH / ST. ANNS WEST	BARBARA RAYMOND	ADMINISTRATIVE OFFICER IV	THERESA HAYNES-JOHN LORETT HOPE-MC DONALD	PERM. SECRETARY'S CONFERENCE ROOM MINISTRY OF AGRICULTURE PRADA STREET ST. CLAIR
PORT OF SPAIN SOUTH	CHRISTOPHER SAMUEL	CITY CLERK	SELMA PALMER	CITY HALL FIRST FLOOR, 2-4 KNOX STREET, PORT OF SPAIN.
PRINCES TOWN	LAUMAN ESPINOZA	CHIEF EXECUTIVE OFFICER	AZIM BASSARATH	PRINCES TOWN REGIONAL CORPORATION HOSEIN'S BUILDING HIGH STREET PRINCES TOWN.
SAN FERNANDO EAST	MERLE BAIRD	RETIRED PUBLIC SERVANT	MARLENE AGGE	THE HAREWOOD DOORLY ANGLICAN PARISH HALL HARRIS PROMENADE, SAN FERNANDO
SAN FERNANDO WEST	JOSHUA SAMM	PRINCIPAL	OSWALD LLOYD	SAN FERNANDO TECHNICAL INSTITUTE, TAROUBA ROAD BYE-PASS, SAN FERNANDO.

APPENDIX XI
ELECTIONS TO THE HOUSE OF REPRESENTATIVES, 2000
LIST OF RETURNING OFFICERS AND ELECTION CLERKS

ELECTORAL DISTRICT	NAME OF RETURNING OFFICER	OCCUPATION	NAME OF ELECTION CLERK	OFFICIAL ADDRESS
SIPARIA	PATRICK PHILLIP	PUBLIC HEALTH INSPECTOR	PHILIP MAHARAJ	SIPARIA REGIONAL CORPORATION, HIGH STREET, SIPARIA.
ST. ANNS EAST	IVOR ALLUM	RETIRED PUBLIC SERVANT	JUNE C. ALI	SAN JUAN / LAVENTILLE REGIONAL CORPORATION ARANGUEZ PLAZA, ARANGUEZ MAIN ROAD
ST. AUGUSTINE	FRANK PHILLIPS	RETIRED PUBLIC SERVANT	ALTHEA ROCKE LYNETTE PHILLIPS	FORMER TUNAPUNA REGISTRATION OFFICE RAILWAY ROAD TUNAPUNA
ST. JOSEPH	GENET PILGRIM-SIMMONS	ADMINISTRATIVE OFFICER II	SYED M. AZIZ	SAN JUAN / LAVENTILLE REGIONAL CORPORATION, ARANGUEZ PLAZA ARANGUEZ MAIN ROAD.
TABAQUITE	HUGH ANDREWS	RETIRED PUBLIC SERVANT	HOLLIS E. ANDREWS	GASPARILLO GOVERNMENT SCHOOL, GASPARILLO.
TOBAGO EAST	MICHAEL ROBLEY	VALUATION OFFICER	RONDON GEORGE	FORMER WORKS DEPARTMENT OFFICE COR. CASTRIES AND CARRINGTON STREETS SCARBOROUGH, TOBAGO
TOBAGO WEST	RAWLE MITCHELL	VALUATION OFFICER	KAREN HERNANDEZ	VALUATION DIVISION FORT STREET SCARBOROUGH, TOBAGO
TOCO / MANZANILLA	KAZIM MOHAMMED	CHIEF EXECUTIVE OFFICER	ZAFRULLAH BAKSH	SANGRE GRANDE REGIONAL CORPORATION COR. RAMDASS STREET AND EASTERN MAIN ROAD, SANGRE GRANDE
TUNAPUNA	EVELYN PERSAD	ACCOUNTANT II	GAYLE TULL	FORMER TUNAPUNA REGISTRATION OFFICE RAILWAY ROAD TUNAPUNA.

APPENDIX XII
ELECTIONS TO THE HOUSE OF REPRESENTATIVES, 2000
PARTICULARS, REFUNDS AND FORFEITURES OF CANDIDATES' DEPOSITS

ELECTORAL DISTRICT	TOTAL NO. OF VOTES CAST	1/8 OF TOTAL NO. OF VOTES CAST	REFUND OR FORFEITURE OF DEPOSIT ACCORDING TO ELECTION RULE 13 (2)		
			CANDIDATE'S NAME	VOTES RECEIVED	REFUND / FORFEITURE
ARIMA	17478	2185	RUPERT T. GRIFFITH PENNELOPE BECKLES	6453 10942	REFUND REFUND
AROUCA NORTH	18193	2274	JARRETTE NARINE ROY AUGUSTUS	11804 6348	REFUND REFUND
AROUCA SOUTH	18037	2255	CAMILLE ROBINSON-REGIS LOUIS KIRTON VILLAFANA	13373 4607	REFUND REFUND
BARATARIA/SAN JUAN	16270	2034	FUAD KHAN NAFEESA MOHAMMED	9098 7121	REFUND REFUND
CARONI CENTRAL	19526	2441	HAMZA RAFEEQ SATISH RAMROOP	13176 6278	REFUND REFUND
CARONI EAST	19111	2389	GANGA SINGH LYNDSAY ANNE D. PARMASHWAR	14296 4714	REFUND REFUND
CHAGUANAS	19563	2445	MANOHAR RAMSARAN KRISHNA KANTASINGH	15779 3712	REFUND REFUND
COUVA NORTH	18193	2274	BASDEO PANDAY ANN-MARIE SEEGOLAM	14383 3720	REFUND REFUND
COUVA SOUTH	18185	2273	RAMESH L. MAHARAJ RUDRANATH R. RAMPERSADSINGH ISHMAEL A. SAMAD	12889 5087 142	REFUND REFUND FORFEITED

APPENDIX XII
ELECTIONS TO THE HOUSE OF REPRESENTATIVES, 2000
PARTICULARS, REFUNDS AND FORFEITURES OF CANDIDATES' DEPOSITS

ELECTORAL DISTRICT	TOTAL NO. OF VOTES CAST	1/8 OF TOTAL NO. OF VOTES CAST	REFUND OR FORFEITURE OF DEPOSIT ACCORDING TO ELECTION RULE 13 (2)		
			CANDIDATE'S NAME	VOTES RECEIVED	REFUND / FORFEITURE
DIEGO MARTIN CENTRAL	14420	1802	KENNETH VALLEY JENNIFER KERNAHAN	10322 4055	REFUND REFUND
DIEGO MARTIN EAST	13464	1683	COLM P. IMBERT SUSAN RODRIGUEZ	9246 4176	REFUND REFUND
DIEGO MARTIN WEST	14917	1865	KEITH C. ROWLEY DAPHNE C. PHILLIPS	10846 4021	REFUND REFUND
FYZABAD	19617	2452	CHANDRESH L. D. SHARMA DIPTEE PRAMNATH KAMALUDEEN GHANNY	11896 7132 492	REFUND REFUND FORFEITED
LA BREA	16331	2041	HEDWIGE S. K. BERAUX STANLEY J. RYAN	9188 7063	REFUND REFUND
LAVENTILLE EAST/MORVANT	13984	1748	FITZGERALD E. HINDS VALERIE L. HINDS	11335 2584	REFUND REFUND
LAVENTILLE WEST	12266	1533	EULALIE JAMES KENNETH MUNROE-BROWN	10733 1493	REFUND FORFEITED
NAPARIMA	16750	2094	RALPH MARAJ FAIZ RAMJOHN KENNETH SOOKOO	13738 2845 113	REFUND REFUND FORFEITED
NARIVA	19456	2432	HARRY PARTAP HAROLD E. SUEPAUL KRISH JURAI	12844 6379 142	REFUND REFUND FORFEITED

APPENDIX XII
ELECTIONS TO THE HOUSE OF REPRESENTATIVES, 2000
PARTICULARS, REFUNDS AND FORFEITURES OF CANDIDATES' DEPOSITS

ELECTORAL DISTRICT	TOTAL NO. OF VOTES CAST	1/8 OF TOTAL NO. OF VOTES CAST	REFUND OR FORFEITURE OF DEPOSIT ACCORDING TO ELECTION RULE 13 (2)		
			CANDIDATE'S NAME	VOTES RECEIVED	REFUND / FORFEITURE
ORPOUCHE	17185	2148	TREVOR SUDAMA	14538	REFUND
			KHEMCHAND SEETARAM	2572	REFUND
ORTOIRE/MAYARO	20343	2543	FRANKLIN A. KHAN	9303	REFUND
			WINSTON PETERS	10923	REFUND
POINT FORTIN	17028	2128	VINCENT D. LASSE	7016	REFUND
			LAWRENCE ACHONG	9926	REFUND
POINTE-A-PIERRE	18036	2254	WILLIAM B. CHAITAN	11124	REFUND
			FARAD KHAN	6847	REFUND
PORT OF SPAIN NORTH/ ST. ANNS WEST	12726	1591	JOHN RAHAEL	10099	REFUND
			ELIZABETH AWAI	2573	REFUND
PORT OF SPAIN SOUTH	12309	1539	ERIC WILLIAMS	9101	REFUND
			GIOMAR R-MARTINEZ	3156	REFUND
PRINCES TOWN	18982	2373	SUBHAS PANDAY	12428	REFUND
			RICHARD A. VALERE	6454	REFUND
SAN FERNANDO EAST	17052	2131	PATRICK MANNING	10339	REFUND
			ROODAL MOONILAL	6626	REFUND
SAN FERNANDO WEST	17474	2184	SADIQ BAKSH	9176	REFUND
			ANTHONY ELIAS	8233	REFUND

APPENDIX XII
ELECTIONS TO THE HOUSE OF REPRESENTATIVES, 2000
PARTICULARS, REFUNDS AND FORFEITURES OF CANDIDATES' DEPOSITS

ELECTORAL DISTRICT	TOTAL NO. OF VOTES CAST	1/8 OF TOTAL NO. OF VOTES CAST	REFUND OR FORFEITURE OF DEPOSIT ACCORDING TO ELECTION RULE 13 (2)		
			CANDIDATE'S NAME	VOTES RECEIVED	REFUND / FORFEITURE
SIPARIA	18188	2273	KAMLA PERSAD-BISSESSAR CECIL KOYLASS	15270 2833	REFUND REFUND
ST. ANNS EAST	15537	1942	MARTIN JOSEPH JOAN M. CHERRIE-ROCKE	11129 4332	REFUND REFUND
ST. AUGUSTINE	17257	2157	JOHN D. HUMPHREY MERU MAHARAJ	11587 5618	REFUND REFUND
ST. JOSEPH	17218	2152	DONNA CARTER CARLOS LIONEL R. JOHN	7387 9753	REFUND REFUND
TABAQUITE	17754	2219	ADESH C. NANAN JAIMUNGAL P. SAHAI NOE JAEN	13282 4029 381	REFUND REFUND FORFEITED
TOBAGO EAST	8311	1039	EUDINE JOB NATHANIEL MOORE KESTON A. MCLETCHE	3632 3921 720	REFUND REFUND FORFEITED
TOBAGO WEST	9935	1242	STANFORD CALLENDER LOUIS PATRICK ARNOLD UMILTA I. ROBERTS-HENRY	5040 3488 1351	REFUND REFUND REFUND
TOCO/MANZANILLA	18444	2305	ROGER BOYNES ALS MICHAEL	10289 8046	REFUND REFUND
TUNAPUNA	17985	2248	EDWARD G. HART MERVYN ASSAM	8726 9062	REFUND REFUND

APPENDIX XIII
ELECTIONS TO THE HOUSE OF REPRESENTATIVES, 2000

305

RECORD OF TRANSACTIONS AT TEMPORARY REGISTRATION OFFICES FOR
ELECTORAL REGISTRATION - OCTOBER 3 - OCTOBER 11, 2000.

ELECTORAL DISTRICT	NUMBER OF REGISTRATIONS EFFECTED	NUMBER OF TRANSFERS	
		INTERNAL	EXTERNAL
ARIMA	84	31	115
AROUCA NORTH	94	34	189
AROUCA SOUTH	73	19	107
BARATARIA / SAN JUAN	76	74	123
CARONI CENTRAL	57	31	57
CARONI EAST	47	16	52
CHAGUANAS	32	18	90
COUVA NORTH	42	36	49
COUVA SOUTH	23	37	61
DIEGO MARTIN CENTRAL	126	88	50
DIEGO MARTIN EAST	115	99	8
DIEGO MARTIN WEST	98	144	37
FYZABAD	37	50	37
LA BREA	30	31	25
LAVENTILLE EAST / MORVANT	33	18	43
LAVENTILLE WEST	31	8	30
NAPARIMA	18	22	15
NARIVA	20	26	33
OROPOUCHE	23	28	30
ORTOIRE / MAYARO	47	78	111
POINT FORTIN	36	24	37
POINTE-A-PIERRE	42	28	63
POS NORTH / ST ANNS WEST	66	33	78
POS SOUTH	44	10	27
PRINCES TOWN	25	35	20
SAN FERNANDO EAST	52	84	151
SAN FERNANDO WEST	141	133	262
SIPARIA	6	7	5
ST. ANN'S EAST	75	24	56
ST. AUGUSTINE	71	25	91
ST. JOSEPH	107	48	146
TABAQUITE	29	18	36
TOBAGO EAST	16	65	40
TOBAGO WEST	37	60	53
TOCO / MANZANILLA	28	105	77
TUNAPUNA	112	40	132
TOTAL	1,993	1,627	2,536